

# APPENDIX 2: GOAL SUCCESS INDICATORS – TREND INFORMATION

## INTEGRATE ONE EFFECTIVE AND RESILIENT NETWORK FOR CUSTOMERS

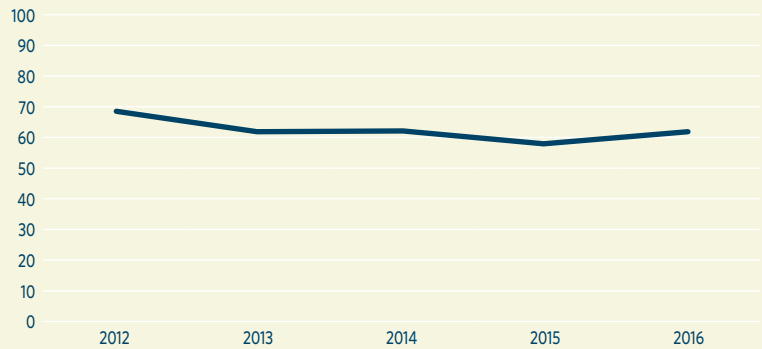
SUCCESS INDICATOR	DESIRED TREND	TREND
-------------------	---------------	-------

People movement is more efficient and reliable (% network productivity (vehicle speed and flow on urban networks in Auckland))



### Network productivity - Auckland urban network - am peak

% OF OPTIMAL SPEED AND TRAFFIC FLOW

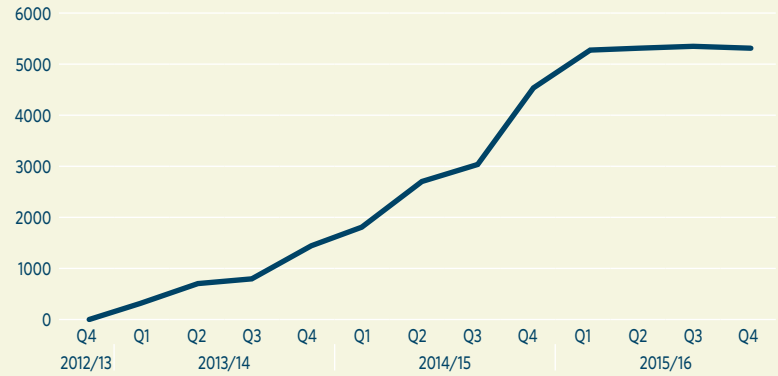


Freight movement is more efficient and reliable (number of km delivered for the high productivity freight network (up to 58 tonnes))



### Length of network open to high productivity motor vehicles

CENTRE LINE KILOMETRES



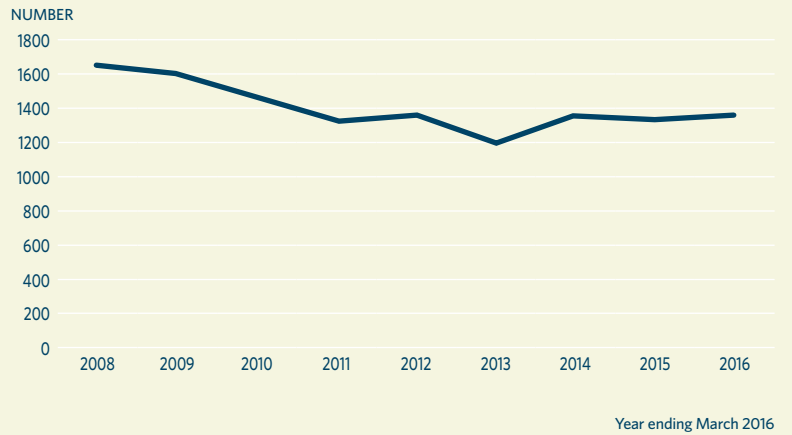
**SHAPE SMART, EFFICIENT, SAFE AND RESPONSIBLE TRANSPORT CHOICES**

**SUCCESS INDICATOR                      DESIRED TREND    TREND**

Speeds are safe (number of deaths and serious injuries on open roads (80-100km/h))



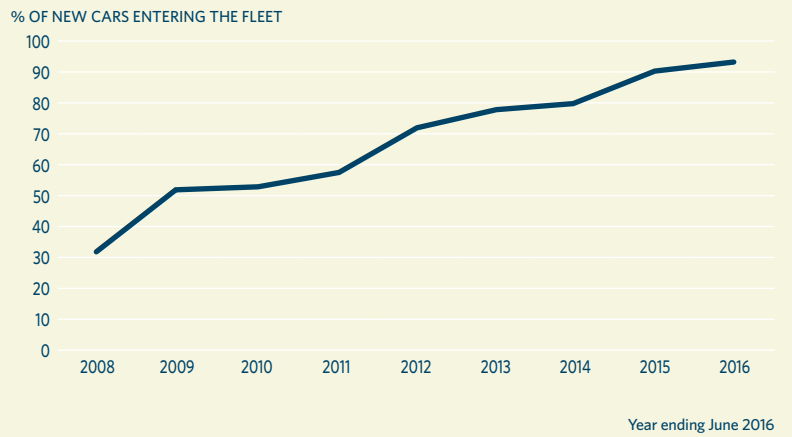
**Deaths and serious injuries in crashes on open roads**



Vehicles are safe (% of new vehicles with five-star rating)



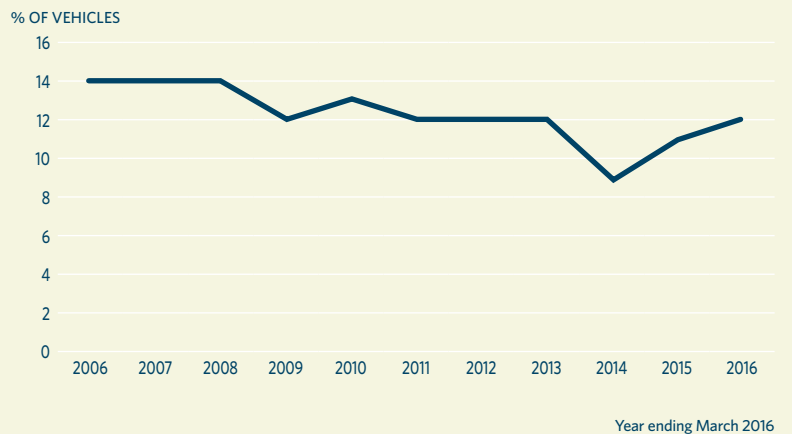
**New cars with five-star rating**



Vehicles are safe (% of vehicles in fatal/serious crashes with non-current warrant of fitness (or similar))



**Vehicles in fatal/serious crashes with non-current warrant of fitness**



SUCCESS INDICATOR

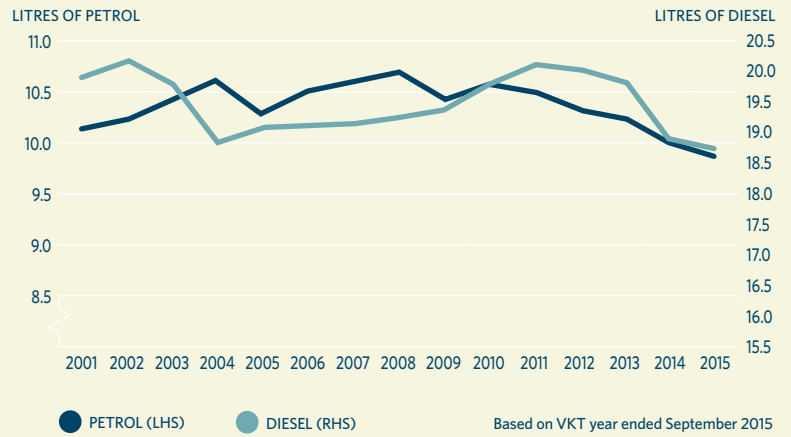
DESIRED TREND

TREND

Vehicles are more efficient (average petrol and diesel consumption – litres per 100 vehicle kilometres travelled (VKT))



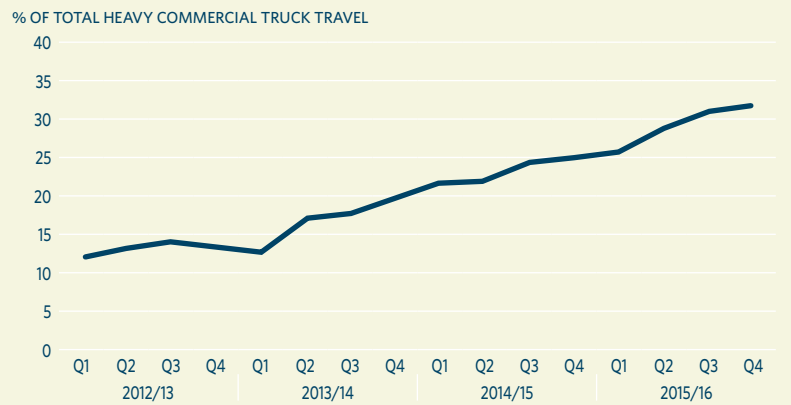
Average fuel consumption per 100vkt



Freight is more efficient and reliable (% of travel by high productivity motor vehicles (HPMVs) of total heavy truck kilometres travelled)



Proportion of heavy trucks taking up HPMV



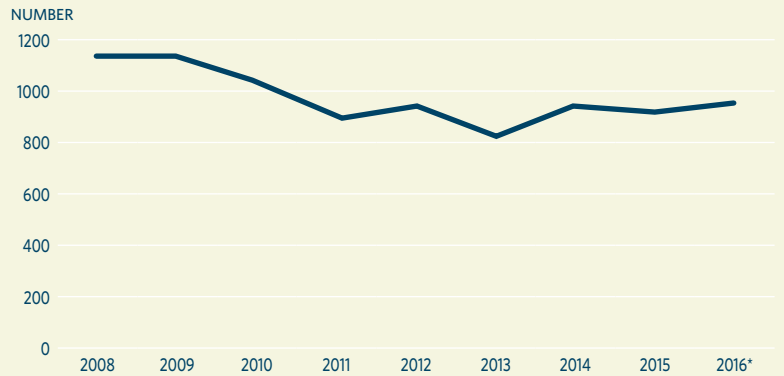
**DELIVER EFFICIENT, SAFE AND RESPONSIBLE, AND RESILIENT HIGHWAY SOLUTIONS FOR CUSTOMERS**

**SUCCESS INDICATOR                      DESIRED TREND    TREND**

Highway journeys are safer (number of deaths and serious injuries in head-on and run-off road crashes on state highways)



**Deaths and serious injuries in head-on and run-off crashes**

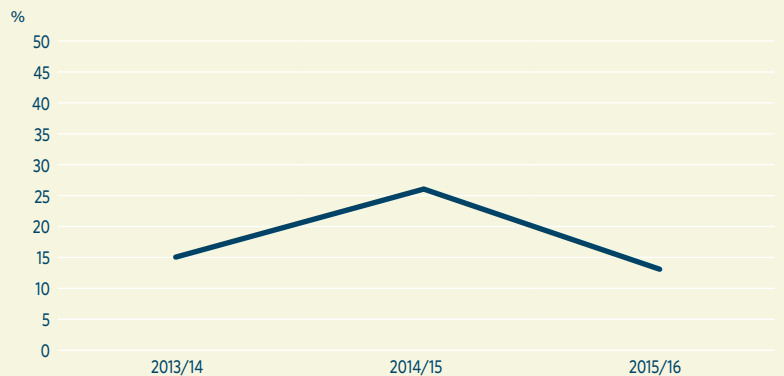


\*Year ending March 2016

Highways journeys are efficient and reliable (% of resolved road closures with a duration of 12 hours or more rural areas, 2 hours or more in urban areas)



**State highway closures of more than 12 hours\***

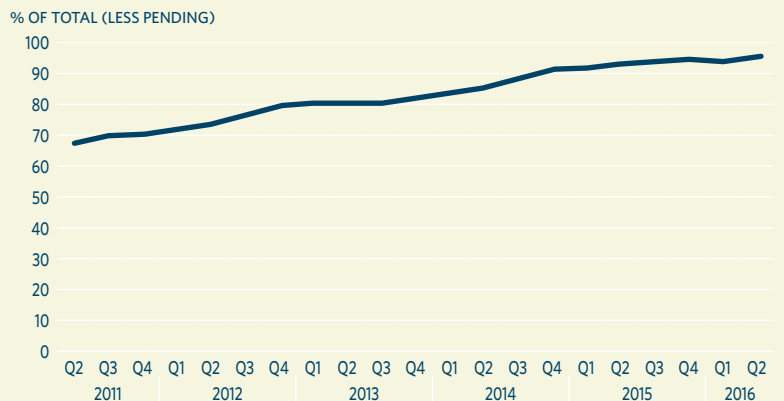


\*Includes the number of unplanned closures in Auckland and Wellington that have taken 2 hours or more to resolve

Highways are socially and environmentally responsible (% compliance with state highway resource consent conditions)



**Full compliance with state highway resource consent conditions**



**SUCCESS INDICATOR**

Highways are being delivered on time (% of capital improvements completed according to milestones)

**DESIRED TREND**



**TREND**

**Completion of construction phase of large state highway projects**

PERCENTAGE

