


# PLAN SET 8 STRUCTURAL

EAST WEST LINK DRAWING REGISTER							
DWG NUMBER	DRAWING TITLE	CURRENT REVISION	DATE AND REVISION				
			1/12/2016	14/12/2016	7/04/2017	23/05/2017	27/06/2017
	PLAN SET 8 - STRUCTURAL						
AEE-S-001	STRUCTURAL - EAST WEST LINK - DRAWING INDEX, NOTES AND LEGEND	2	0	1			2
AEE-S-010	STRUCTURAL - KEY PLAN	2	0	1			2
AEE-S-011	STRUCTURAL - SH20/ NEILSON ST INTERCHANGE OVERBRIDGE - PLAN AND LONG SECTION	1	0				1
AEE-S-012	STRUCTURAL - SH20/ NEILSON ST INTERCHANGE OVERBRIDGE - TYPICAL CROSS SECTION	1	0				1
AEE-S-014	STRUCTURAL - ONEHUNGA HARBOUR ROAD PEDESTRIAN/CYCLE BRIDGE - PLAN	1	0				1
AEE-S-015	STRUCTURAL - ALFRED STREET PEDESTRIAN/CYCLE BRIDGE - PLAN	1	0				1
AEE-S-016	STRUCTURAL - NEILSON STREET/ ONEHUNGA WHARF TRENCH - PLAN AND LONG SECTION	1	0				1
AEE-S-017	STRUCTURAL - NEILSON STREET/ ONEHUNGA WHARF TRENCH - TYPICAL CROSS SECTIONS - SHEET 1	1	0				1
AEE-S-018	STRUCTURAL - NEILSON STREET/ ONEHUNGA WHARF TRENCH - TYPICAL CROSS SECTIONS - SHEET 2	1	0				1
AEE-S-021	STRUCTURAL - ANNS CREEK VIADUCT - WEST - PLAN AND LONG SECTION - SHEET 1	1	0				1
AEE-S-022	STRUCTURAL - ANNS CREEK VIADUCT - WEST - PLAN AND LONG SECTION - SHEET 2	1	0				1
AEE-S-023	STRUCTURAL - ANNS CREEK VIADUCT - WEST - PLAN AND LONG SECTION - SHEET 3	1	0				1
AEE-S-024	STRUCTURAL - ANNS CREEK VIADUCT - EAST - PLAN AND LONG SECTION - SHEET 4	2	0	1			2
AEE-S-025	STRUCTURAL - ANNS CREEK VIADUCT - EAST - PLAN AND LONG SECTION - SHEET 5	2	0	1			2
AEE-S-031	STRUCTURAL - ANNS CREEK VIADUCT - TYPICAL CROSS SECTION - CONCRETE - SHEET 1	1	0				1
AEE-S-032	STRUCTURAL - ANNS CREEK VIADUCT - TYPICAL CROSS SECTION - CONCRETE - SHEET 2	2	0	1			2
AEE-S-033	STRUCTURAL - ANNS CREEK VIADUCT - TYPICAL CROSS SECTION - STEEL	2	0	1			2
AEE-S-041	STRUCTURAL - EWLINK EB TO SH1 SB ON RAMP PLAN AND LONG SECTION - SHEET 1	2	0	1			2
AEE-S-042	STRUCTURAL - EWLINK EB TO SH1 SB ON RAMP PLAN AND LONG SECTION - SHEET 2	2	0	1			2
AEE-S-043	STRUCTURAL - EWLINK EB TO SH1 SB ON RAMP PLAN AND LONG SECTION - SHEET 3	2	0	1			2
AEE-S-045	STRUCTURAL - EWLINK EB TO SH1 SB ON RAMP TYPICAL CROSS SECTION - CONCRETE	2	0	1			2
AEE-S-046	STRUCTURAL - EWLINK EB TO SH1 SB ON RAMP TYPICAL CROSS SECTION - STEEL	2	0	1			2
AEE-S-051	STRUCTURAL - SH1 NB TO EWLINK WB OFF RAMP - PLAN AND LONG SECTION - SHEET 1	2	0	1			2
AEE-S-052	STRUCTURAL - SH1 NB TO EWLINK WB OFF RAMP - PLAN AND LONG SECTION - SHEET 2	2	0	1			2
AEE-S-055	STRUCTURAL - SH1 NB TO EWLINK WB OFF RAMP - TYPICAL CROSS SECTION - SHEET 1	2	0	1			2
AEE-S-056	STRUCTURAL - SH1 NB TO EWLINK WB OFF RAMP - TYPICAL CROSS SECTION - SHEET 2	2	0	1			2

EAST WEST LINK DRAWING REGISTER							
DWG NUMBER	DRAWING TITLE	CURRENT REVISION	DATE AND REVISION				
			1/12/2016	14/12/2016	7/04/2017	23/05/2017	27/06/2017
AEE-S-061	STRUCTURAL - PANAMA ROAD OVERBRIDGE - PLAN AND LONG SECTION	1	0				1
AEE-S-062	STRUCTURAL - PANAMA ROAD OVERBRIDGE - TYPICAL CROSS SECTION	1	0				1
AEE-S-065	STRUCTURAL - OTAHUHU CREEK - PLAN AND LONG SECTION	1	0				1
AEE-S-066	STRUCTURAL - OTAHUHU CREEK - TYPICAL CROSS SECTION	1	0				1
AEE-S-071	STRUCTURAL - PRINCES STREET OVERBRIDGE - PLAN AND LONG SECTION	1	0				1
AEE-S-072	STRUCTURAL - PRINCES STREET OVERBRIDGE - TYPICAL CROSS SECTION	1	0				1
AEE-S-081	STRUCTURAL - GREAT SOUTH ROAD RAIL OVERBRIDGE WIDENING - PLAN AND CROSS SECTION	1	0	1			1



No.	Issued Status	Drawn	Check'd	App'd	Date
2	BOARD OF INQUIRY	RT	NN	JC	27.06.2017
1	ISSUED FOR CONSENT - GSR GRADE SEPARATION	AR	NN*	PK*	14.12.2016
0	ISSUED FOR CONSENT	AR	NN*	PK*	01.12.2016

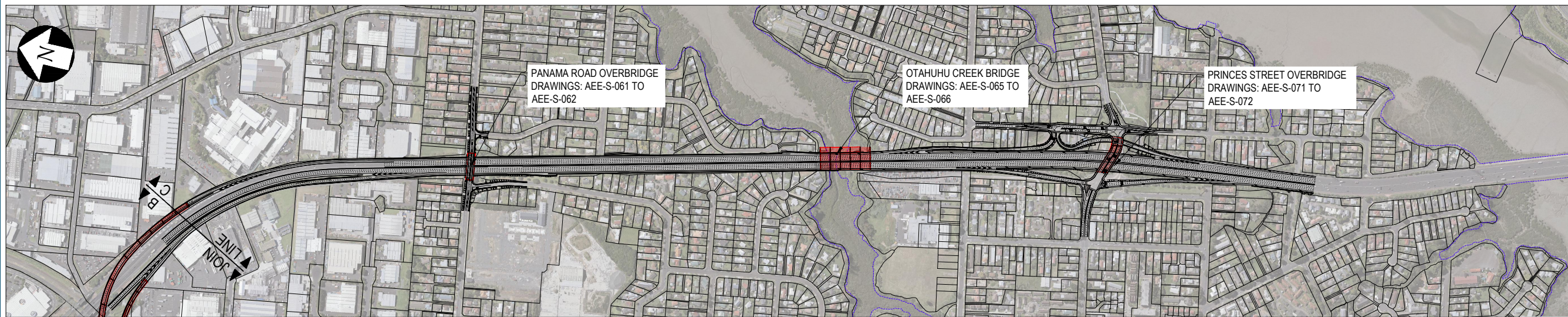
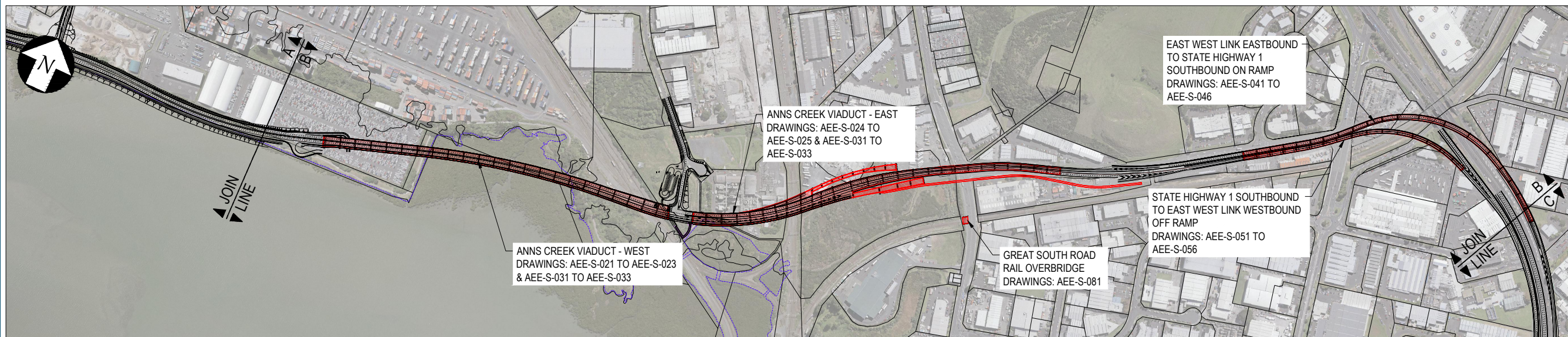
**DISCLAIMER**  
This drawing is for the purpose of supporting applications under the RMA for resource consents and designations. All information shown is subject to final design. Areas and measurements are subject to survey. Where the designs conflict with conditions the conditions will prevail. This Drawing **must not** be used for construction



Drawn	A RAM	Drafting Check	J MURAHIDY	Reviewed	Design Manager	Approved	Alliance Manager
Designed	O LUMB	Design Check	J MURAHIDY		N NANCEKIVELL		J CALDWELL
Scale:	Original Scale (A1)	Reduced Scale (A3)	AS SHOWN	Contract No	PA4014		

Drawing Title	STRUCTURAL DRAWING INDEX, NOTES AND LEGEND	
Drawing Number	AEE-S-001	Rev No. 2

**FOR BOI ISSUE**



2	BOARD OF INQUIRY	RT	NN	JC	27.06.2017
1	ISSUED FOR CONSENT - GSR GRADE SEPARATION	AR	NN*	PK*	14.12.2016
0	ISSUED FOR CONSENT	AR	NN*	PK*	01.12.2016
No.	Issued Status	Drawn	Check'd	App'd	Date

**DISCLAIMER**  
 This drawing is for the purpose of supporting applications under the RMA for resource consents and designations. All information shown is subject to final design. Areas and measurements are subject to survey. Where the designs conflict with conditions the conditions will prevail. This Drawing **must not** be used for construction.

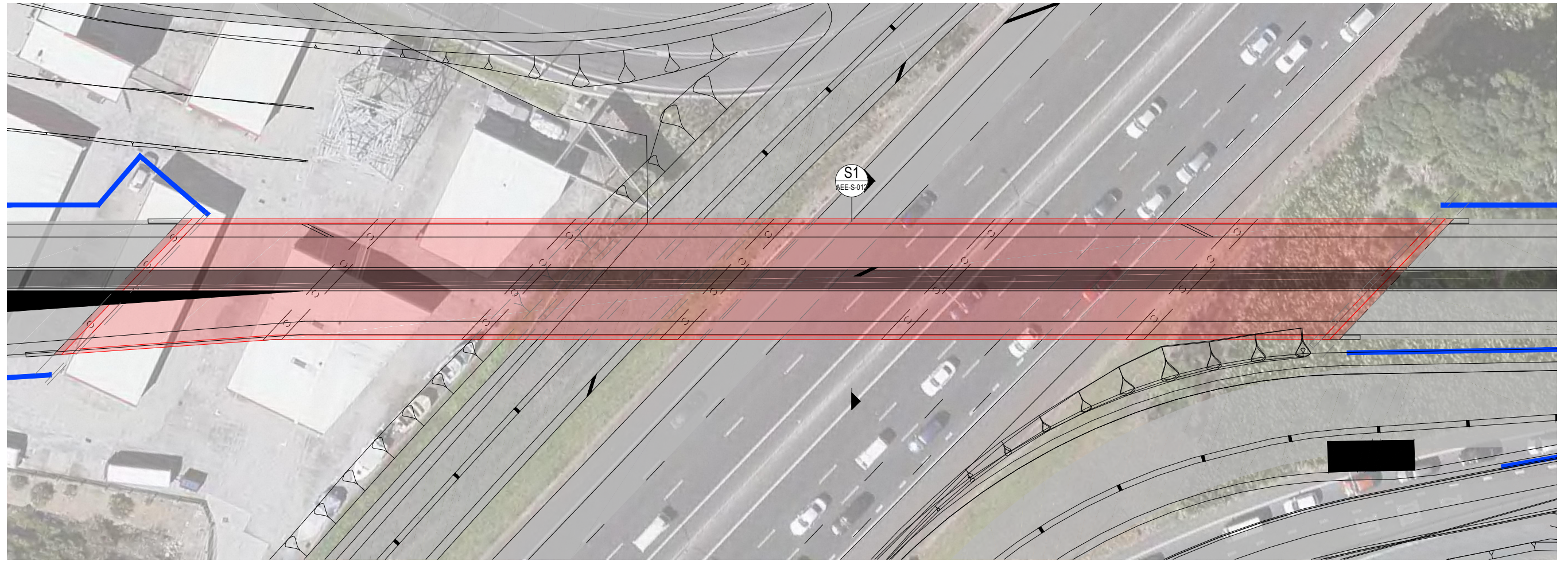


**East West Link**

Drawn	A RAM	Drafting Check	J MURAHIDY	Reviewed Design Manager	N NANCEKIVELL	Approved Alliance Manager	J CALDWELL
Designed	O LUMB	Design Check	J MURAHIDY	Contract No PA4014			
Scale:	Original Scale (A1)	Reduced Scale (A3)	AS SHOWN	Drawing Number AEE-S-010			

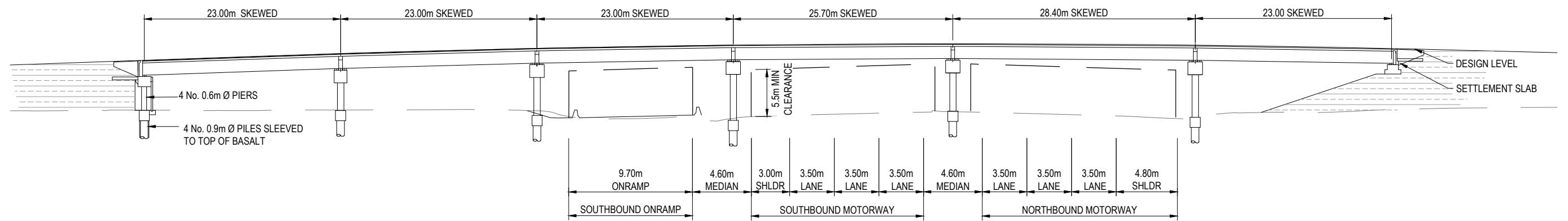
Drawing Title	STRUCTURAL KEY PLAN	Rev No.	2
Drawing Number	AEE-S-010		

FOR BOI ISSUE



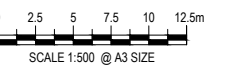
**PLAN**

SCALE 1:500 @ A3



**LONG SECTION**

SCALE 1:500 @ A3



**FOR BOI ISSUE**

No.	Issued Status	Drawn	Check'd	App'd	Date
1	BOARD OF INQUIRY	RT	NN	JC	27.06.2017
0	ISSUED FOR CONSENT	AR	NN*	PK*	01.12.2016

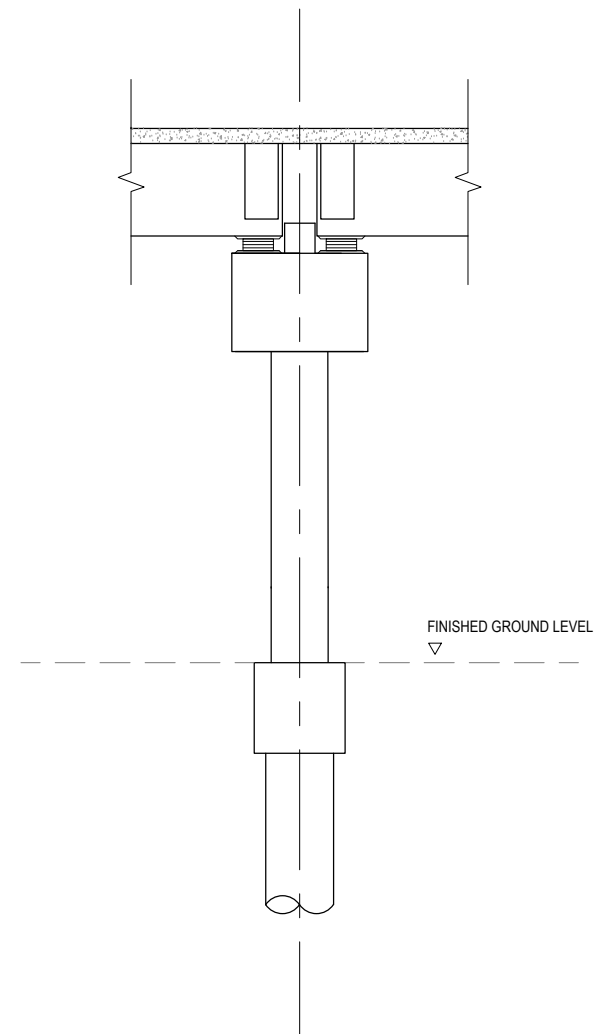
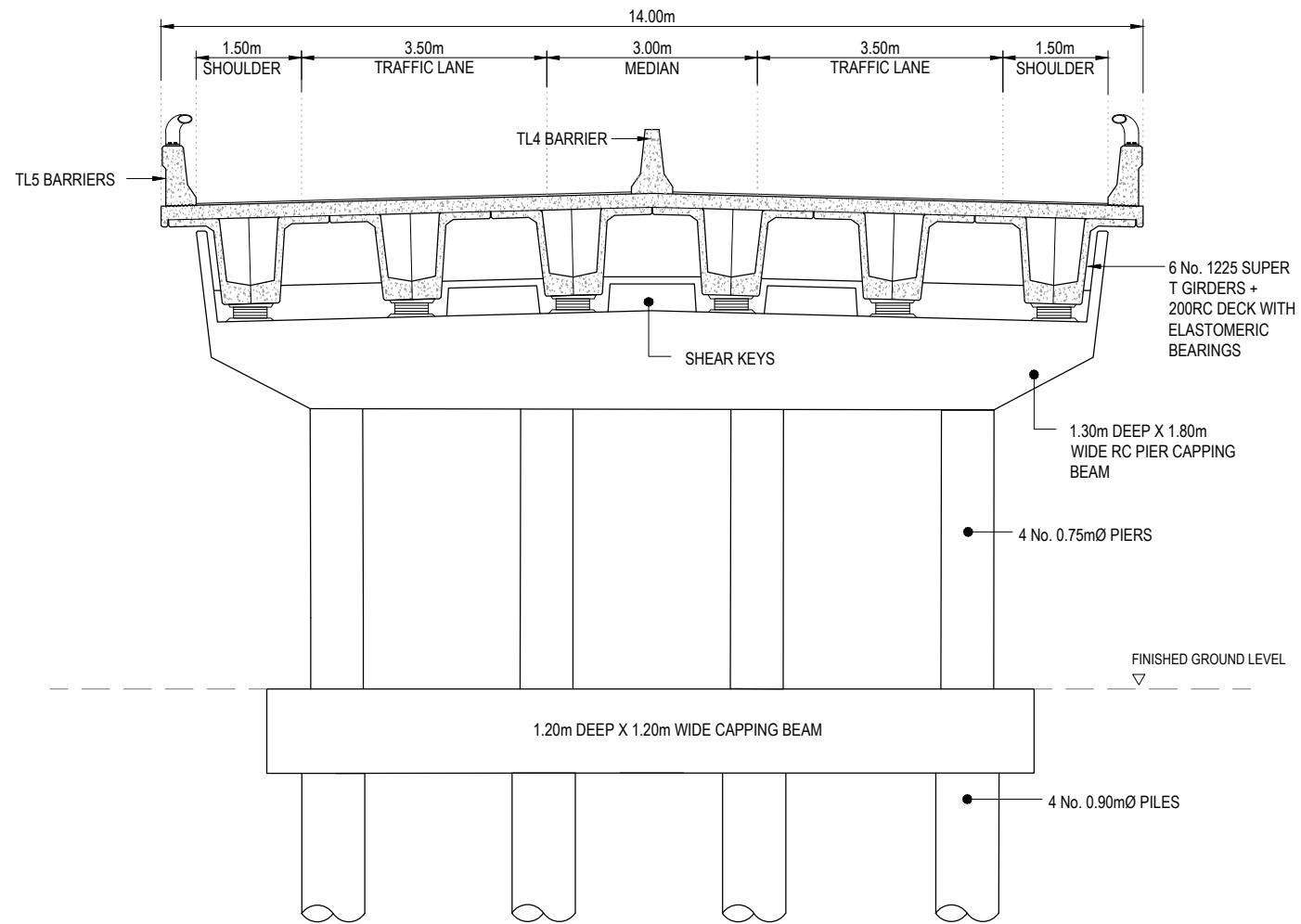
**DISCLAIMER**  
This drawing is for the purpose of supporting applications under the RMA for resource consents and designations. All information shown is subject to final design. Areas and measurements are subject to survey. Where the designs conflict with conditions the conditions will prevail. This Drawing **must not** be used for construction



**East West Link**

Drawn	A RAM	Drafting Check	J MURAHIDY	Reviewed Design Manager	N NANCEKIVELL	Approved Alliance Manager	J CALDWELL
Designed	O LUMB	Design Check	I BILLINGS	Contract No <b>PA4014</b>			
Scale:	Original Scale (A1)	Reduced Scale (A3)	AS SHOWN				

Drawing Title	<b>STRUCTURAL SH20/ NELSON ST INTERCHANGE OVERBRIDGE PLAN AND LONG SECTION</b>	
Drawing Number	<b>AEE-S-011</b>	Rev No. <b>1</b>



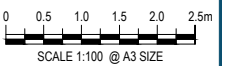
S1  
AEE-S-011

TYPICAL CROSS SECTION  
SH20/ NELSON STREET INTERCHANGE OVERBRIDGE

SCALE 1:100 @ A3

SECTION ALONG PIER

SCALE 1:100 @ A3



No.	Issued Status	Drawn	Check'd	App'd	Date
1	BOARD OF INQUIRY	RT	NN	JC	27.06.2017
0	ISSUED FOR CONSENT	AR	NN*	PK*	01.12.2016


**DISCLAIMER**  
This drawing is for the purpose of supporting applications under the RMA for resource consents and designations. All information shown is subject to final design. Areas and measurements are subject to survey. Where the designs conflict with conditions the conditions will prevail. This Drawing **must not** be used for construction.



East West Link

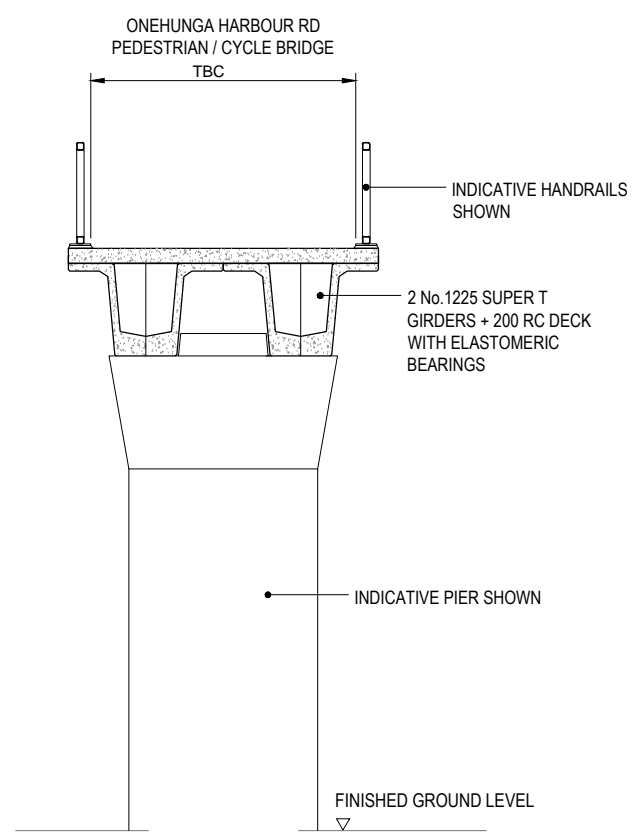
Drawn	A RAM	Drafting Check	J MURAHIDY	Reviewed Design Manager	N NANCEKIVELL	Approved Alliance Manager	J CALDWELL
Designed	O LUMB	Design Check	I BILLINGS	Contract No PA4014			
Scale:	Original Scale (A1)	Reduced Scale (A3)	AS SHOWN				

Drawing Title	STRUCTURAL SH20/ NELSON ST INTERCHANGE OVERBRIDGE TYPICAL CROSS SECTION		
Drawing Number	AEE-S-012		Rev No. 1



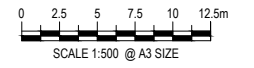
**PLAN**

SCALE 1:500 @ A3



**S2A SECTION -ONEHUNGA HARBOUR ROAD PEDESTRIAN / CYCLE BRIDGE**

SCALE 1 : 100 @ A3



**FOR BOI ISSUE**

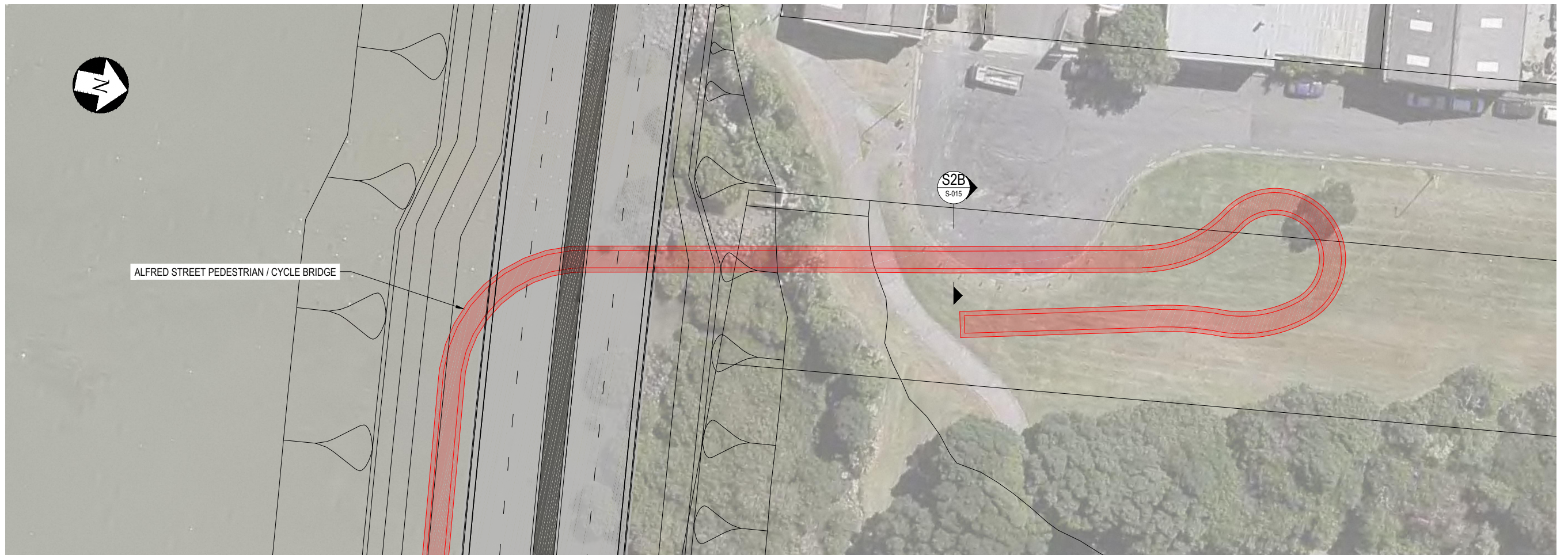
No.	Issued Status	Drawn	Check'd	App'd	Date
1	BOARD OF INQUIRY	RT	NN	JC	27.06.2017
0	ISSUED FOR CONSENT	AR	NN*	PK*	01.12.2016

**DISCLAIMER**  
This drawing is for the purpose of supporting applications under the RMA for resource consents and designations. All information shown is subject to final design. Areas and measurements are subject to survey. Where the designs conflict with conditions the conditions will prevail. This Drawing **must not** be used for construction



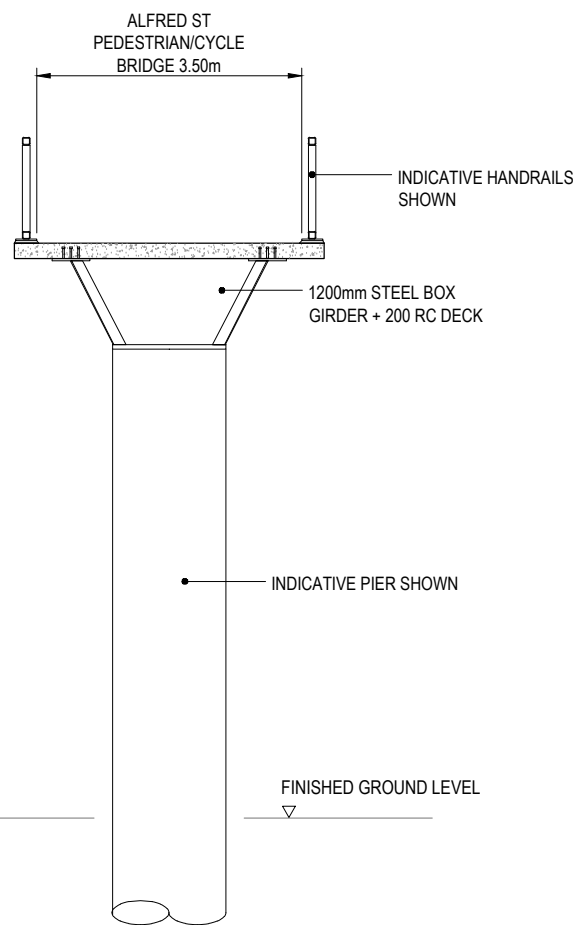
Drawn A RAM	Drafting Check J MURAHIDY	Reviewed Design Manager N NANCEKIVELL	Approved Alliance Manager J CALDWELL
Designed O LUMB	Design Check I BILLINGS	Contract No <b>PA4014</b>	
Scale: Original Scale (A1)	Reduced Scale (A3)	AS SHOWN	

Drawing Title <b>STRUCTURAL ONEHUNGA HARBOUR ROAD PEDESTRIAN BRIDGE PLAN</b>	Rev No. 1
Drawing Number <b>AEE-S-014</b>	

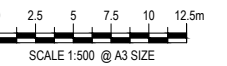


**PLAN**

SCALE 1:500 @ A3



**S2B SECTION - ALFRED STREET PEDESTRIAN / CYCLE BRIDGE**  
SCALE 1:100 @ A3



**FOR BOI ISSUE**

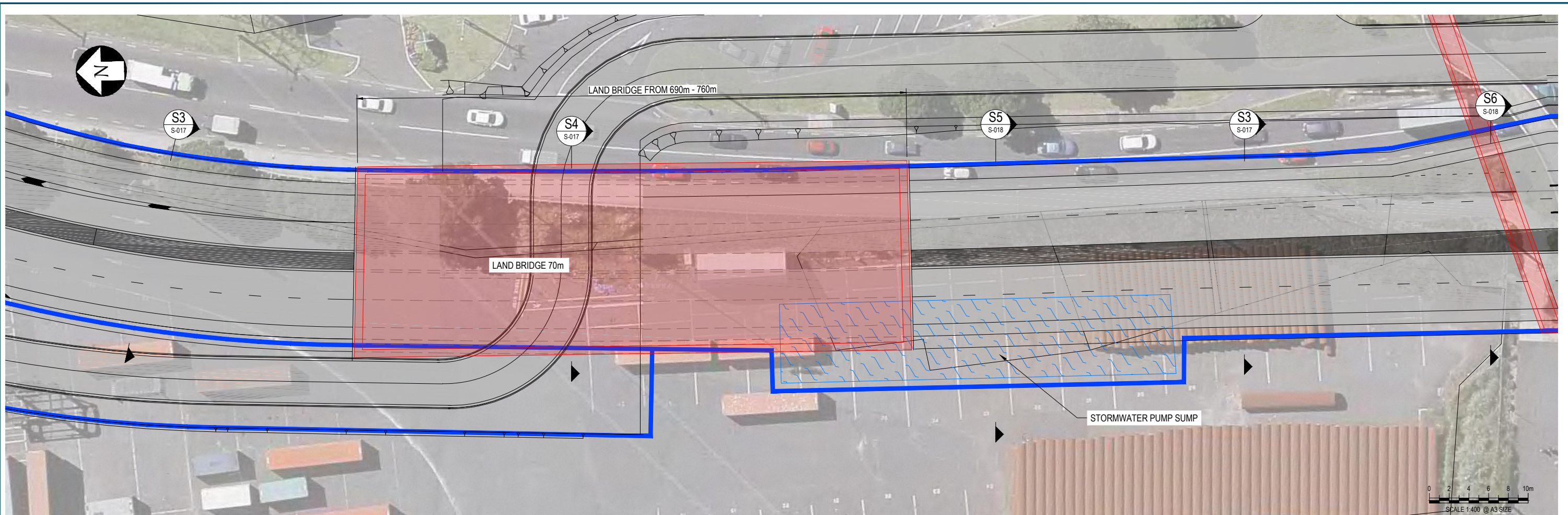
No.	Issued Status	Drawn	Check'd	App'd	Date
1	BOARD OF INQUIRY	RT	NN	JC	27.06.2017
0	ISSUED FOR CONSENT	AR	NN*	PK*	01.12.2016

**DISCLAIMER**  
This drawing is for the purpose of supporting applications under the RMA for resource consents and designations. All information shown is subject to final design. Areas and measurements are subject to survey. Where the designs conflict with conditions the conditions will prevail. This Drawing **must not** be used for construction

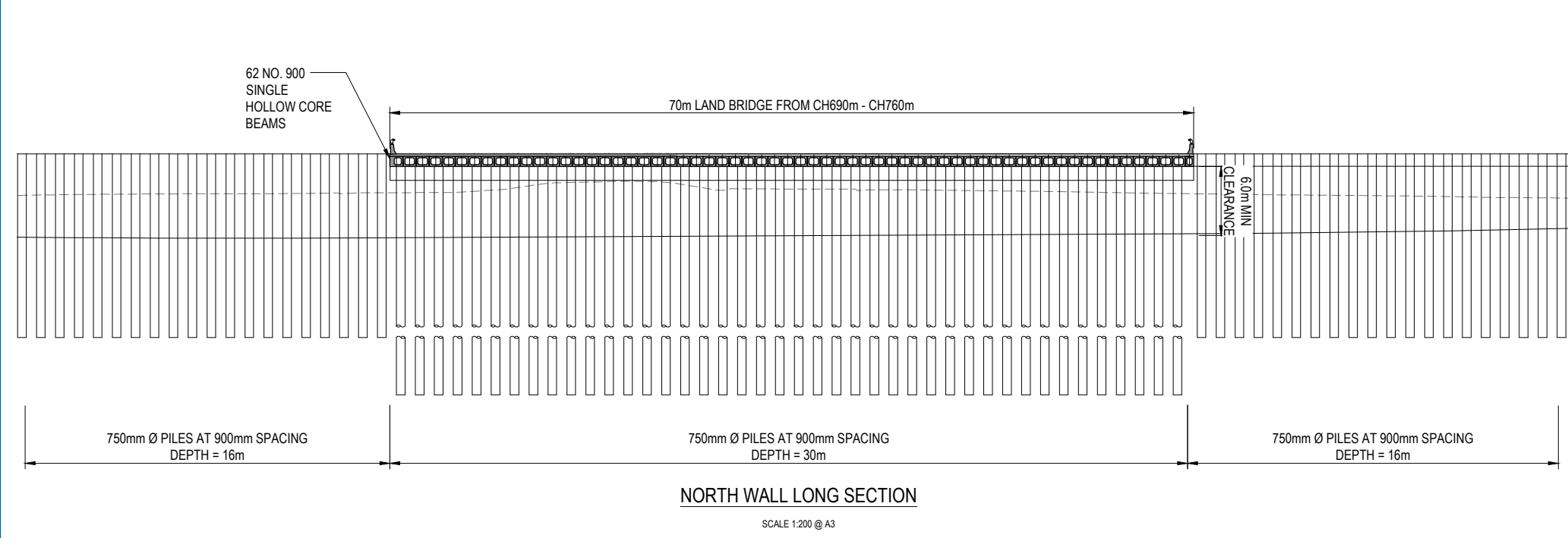


Drawn	A RAM	Drafting Check	J MURAHIDY	Reviewed Design Manager	N NANCEKIVELL	Approved Alliance Manager	J CALDWELL
Designed	O LUMB	Design Check	I BILLINGS	Contract No PA4014			
Scale:	Original Scale (A1)	Reduced Scale (A3)	AS SHOWN				

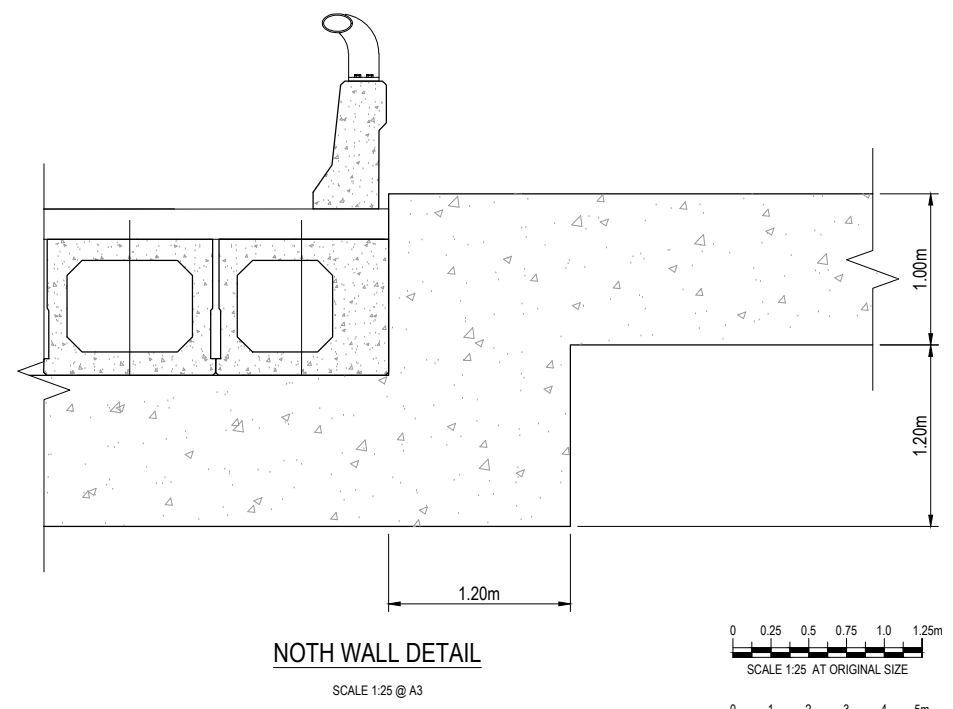
Drawing Title	STRUCTURAL ALFRED STREET PEDESTRIAN BRIDGE PLAN	
Drawing Number	AEE-S-015	Rev No. 1



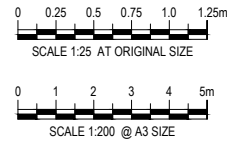
PLAN  
SCALE 1:400 @ A3



NORTH WALL LONG SECTION  
SCALE 1:200 @ A3



NOTH WALL DETAIL  
SCALE 1:25 @ A3



No.	Issued Status	Drawn	Check'd	App'd	Date
1	BOARD OF INQUIRY	RT	NN	JC	27.06.2017
0	ISSUED FOR CONSENT	AR	NN*	PK*	01.12.2016

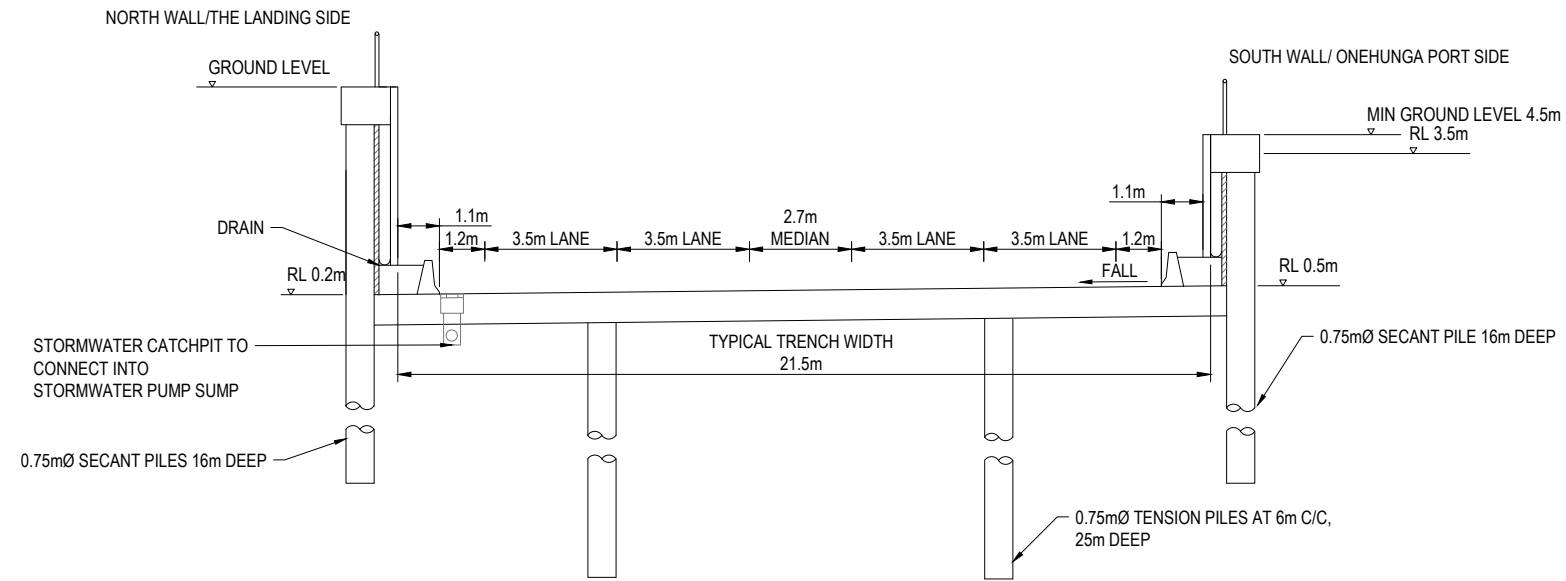
**DISCLAIMER**  
This drawing is for the purpose of supporting applications under the RMA for resource consents and designations. All information shown is subject to final design. Areas and measurements are subject to survey. Where the designs conflict with conditions the conditions will prevail. This Drawing **must not** be used for construction.



Drawn	A RAM	Drafting Check	J MURAHIDY	Reviewed Design Manager	N NANCEKIVELL	Approved Alliance Manager	J CALDWELL
Designed	O LUMB	Design Check	I BILLINGS	Contract No PA4014			
Scale:	Original Scale (A1)	Reduced Scale (A3)	AS SHOWN				

Drawing Title	STRUCTURAL NEILSON ST/ ONEHUNGA WHARF TRENCH PLAN AND LONG SECTION	
Drawing Number	AEE-S-016	Rev No. 1

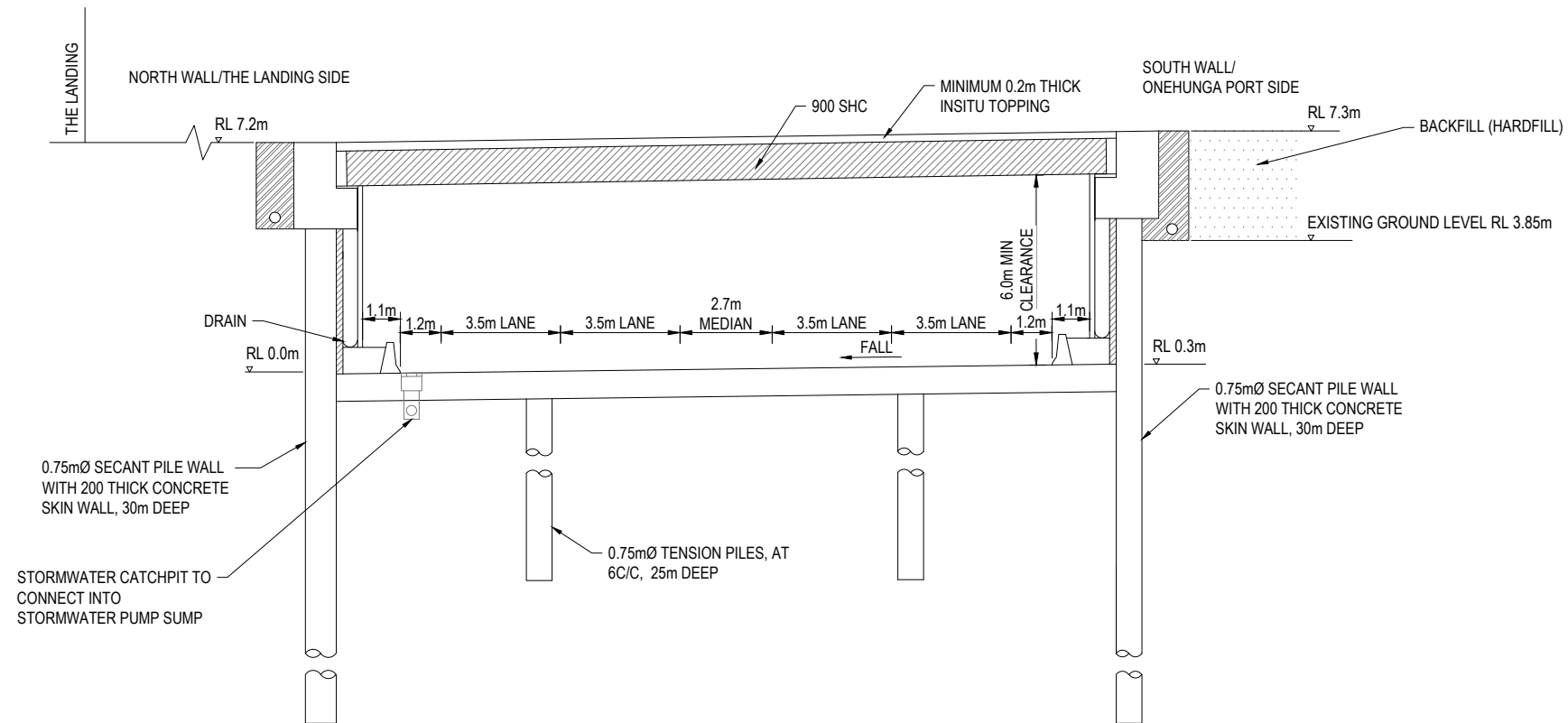
FOR BOI ISSUE



**S3** EWL TRENCH - TYPICAL SECTION  
**S-016** SCALE 1 : 200 @ A3

**NOTE:**

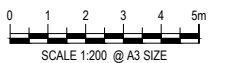
- TEMPORARY PROPS WILL BE REQUIRED DURING CONSTRUCTION.
- THIS STRUCTURE TYPE APPLIES FROM CH580m - CH690m AND CH810m - CH920m



**S4** EWL TRENCH - BRIDGE SECTION  
**S-016** SCALE 1 : 200 @ A3

**NOTE:**

- TEMPORARY PROPS WILL BE REQUIRED DURING CONSTRUCTION.
- THIS STRUCTURE TYPE APPLIES FROM CH690m - CH760m



**FOR BOI ISSUE**

No.	Issued Status	Drawn	Check'd	App'd	Date
1	BOARD OF INQUIRY	RT	NN	JC	27.06.2017
0	ISSUED FOR CONSENT	AR	NN*	PK*	01.12.2016

**DISCLAIMER**  
 This drawing is for the purpose of supporting applications under the RMA for resource consents and designations. All information shown is subject to final design. Areas and measurements are subject to survey. Where the designs conflict with conditions the conditions will prevail. This Drawing **must not** be used for construction

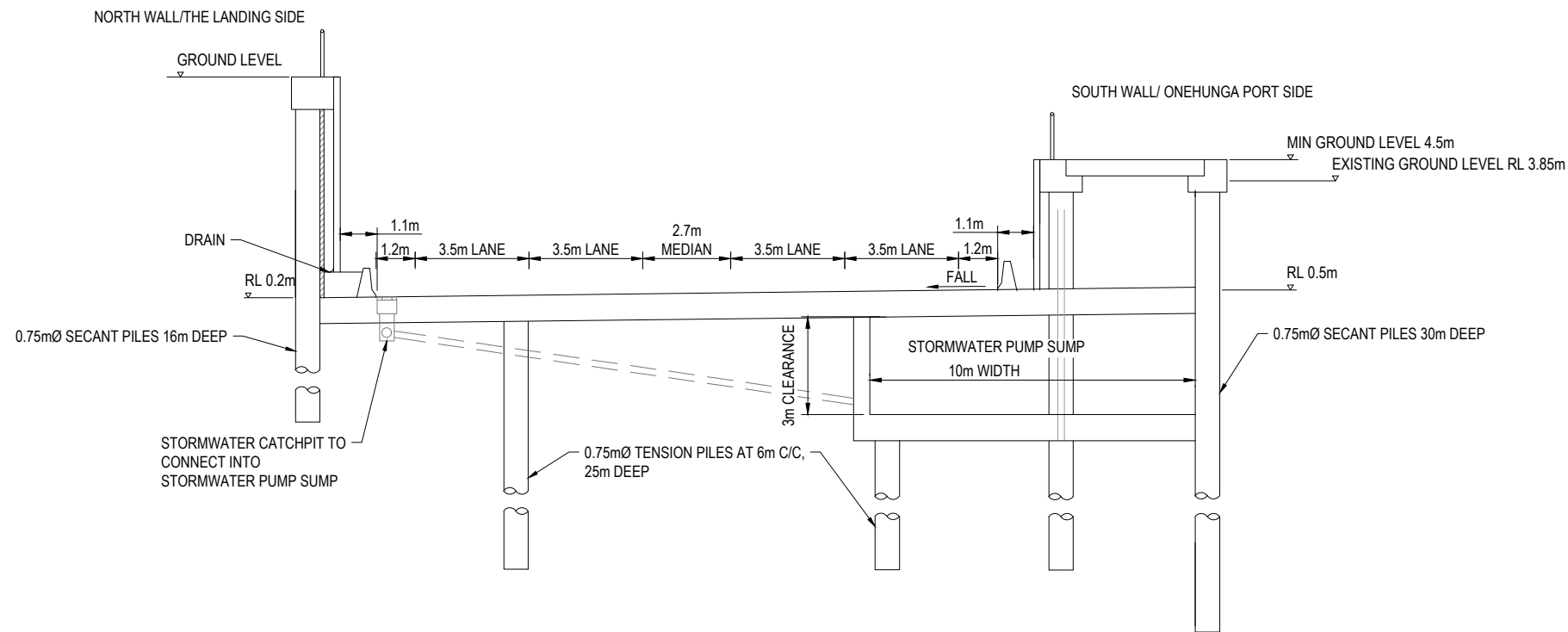


**East West Link**

Drawn A RAM	Drafting Check J MURAHIDY	Reviewed Design Manager N NANCEKIVELL	Approved Alliance Manager J CALDWELL
Designed O LUMB	Design Check I BILLINGS	Contract No <b>PA4014</b>	
Scale: Original Scale (A1)	Reduced Scale (A3)	AS SHOWN	

Drawing Title <b>STRUCTURAL NEILSON ST/ ONEHUNGA WHARF TRENCH TYPICAL CROSS SECTION - SHEET 01</b>	Rev No. <b>1</b>
Drawing Number <b>AEE-S-017</b>	

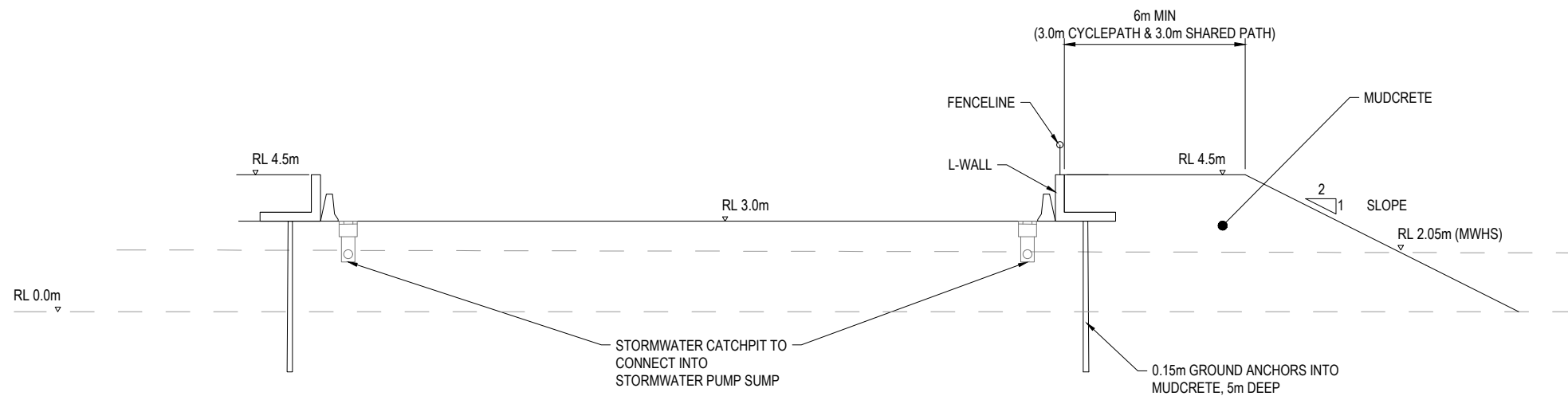




**S5** EWL TRENCH - SUMP SECTION  
**S-016** SCALE 1 : 200 @ A3

**NOTE:**

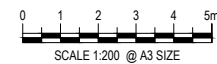
1. TEMPORARY PROPS WILL BE REQUIRED DURING CONSTRUCTION.
2. THIS STRUCTURE TYPE APPLIES FROM CH760m - CH810m



**S6** EWL TRENCH - MUDCRETE SECTION  
**S-016** SCALE 1 : 200 @ A3

**NOTE:**

1. THIS STRUCTURE TYPE APPLIES FROM CH920m - CH1060m



**FOR BOI ISSUE**

No.	Issued Status	Drawn	Check'd	App'd	Date
1	BOARD OF INQUIRY	RT	NN	JC	27.06.2017
0	ISSUED FOR CONSENT	AR	NN*	PK*	01.12.2016

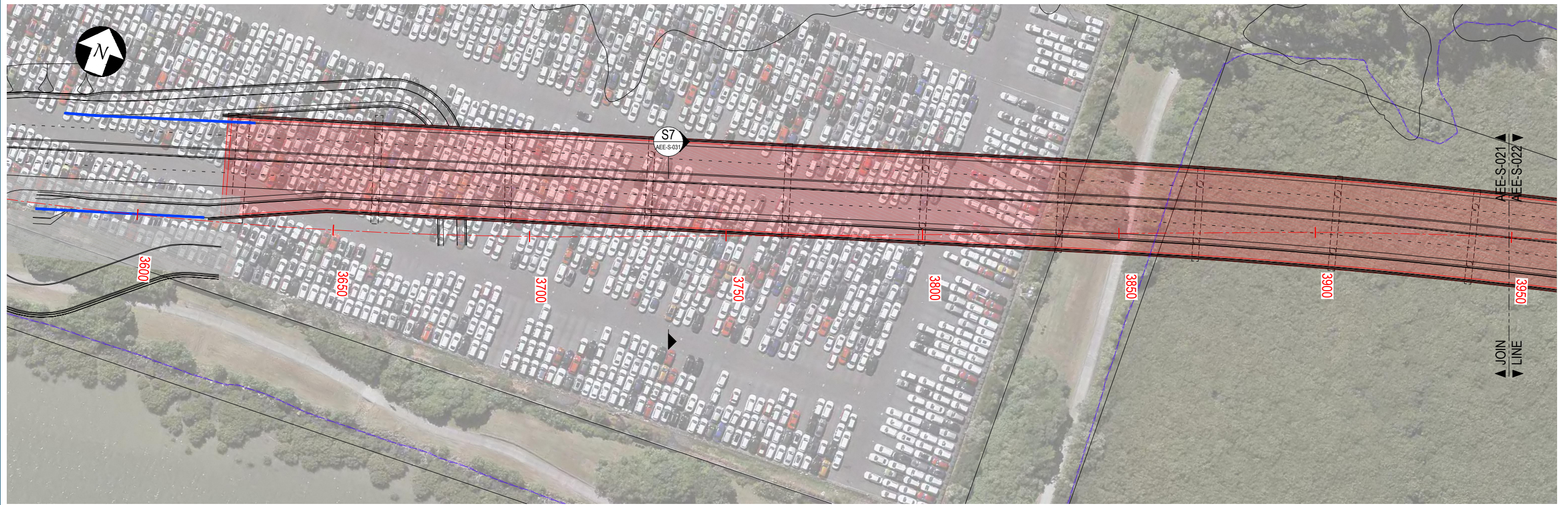
**DISCLAIMER**  
 This drawing is for the purpose of supporting applications under the RMA for resource consents and designations. All information shown is subject to final design. Areas and measurements are subject to survey. Where the designs conflict with conditions the conditions will prevail. This Drawing **must not** be used for construction



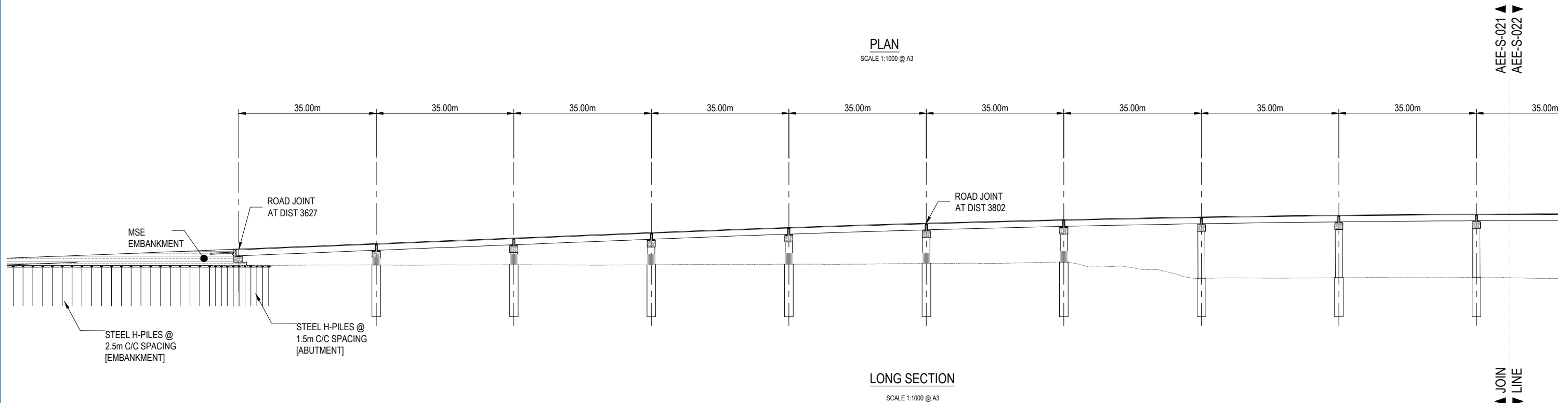
**East West Link**

Drawn	A RAM	Drafting Check	J MURAHIDY	Reviewed	Design Manager	Approved	Alliance Manager
Designed	O LUMB	Design Check	I BILLINGS		N NANCEKIVELL		J CALDWELL
Scale:	Original Scale (A1)	Reduced Scale (A3)	AS SHOWN	Contract No		PA4014	

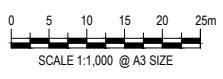
Drawing Title	STRUCTURAL NEILSON ST/ ONEHUNGA WHARF TRENCH TYPICAL CROSS SECTION - SHEET 02		
Drawing Number	AEE-S-018	Rev No.	1



PLAN  
SCALE 1:1000 @ A3



LONG SECTION  
SCALE 1:1000 @ A3



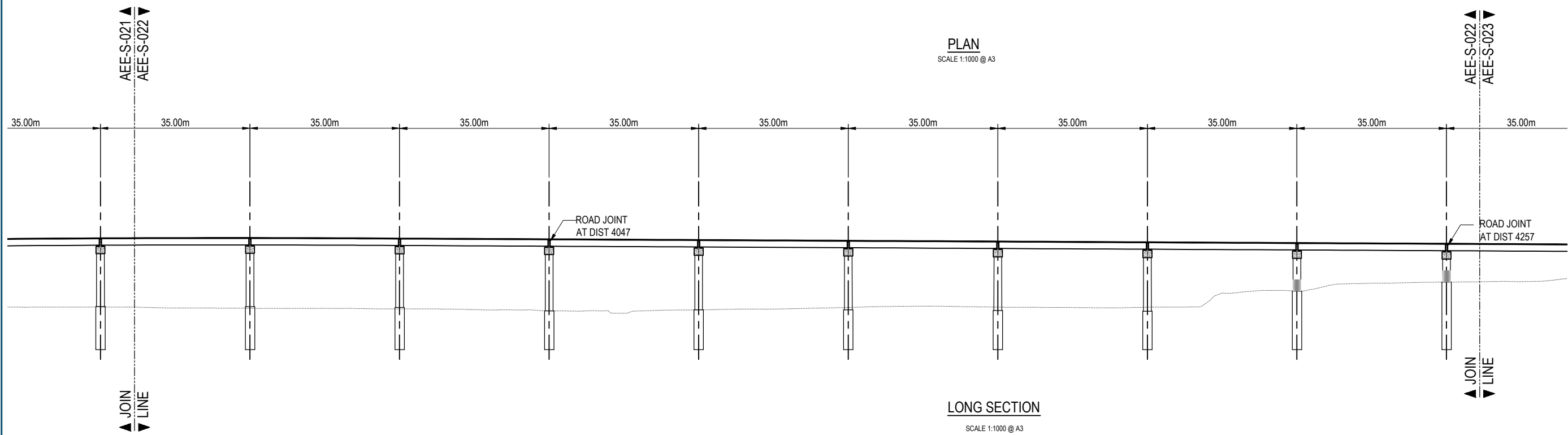
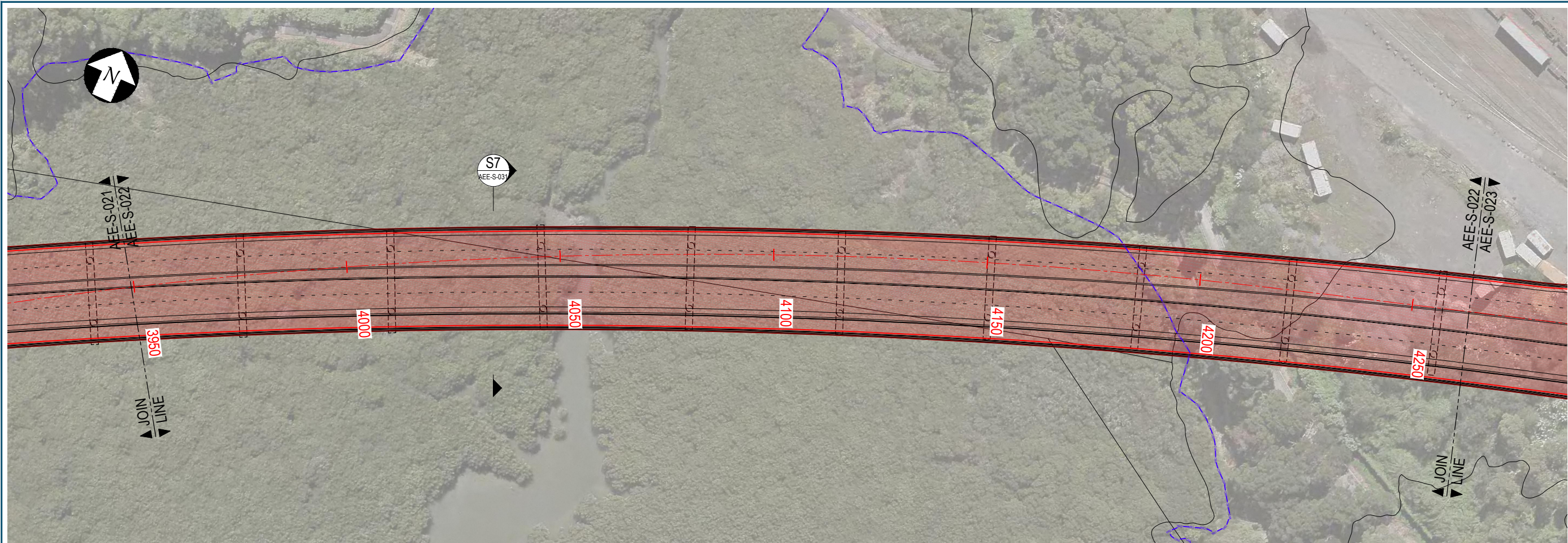
No.	Issued Status	Drawn	Check'd	App'd	Date
1	BOARD OF INQUIRY	RT	NN	JC	27.06.2017
0	ISSUED FOR CONSENT	AR	NN*	PK*	01.12.2016

**DISCLAIMER**  
This drawing is for the purpose of supporting applications under the RMA for resource consents and designations. All information shown is subject to final design. Areas and measurements are subject to survey. Where the designs conflict with conditions the conditions will prevail. This Drawing **must not** be used for construction

Drawn	A RAM	Drafting Check	J MURAHIDY	Reviewed Design Manager	N NANCEKIVELL	Approved Alliance Manager	J CALDWELL
Designed	O LUMB	Design Check	I BILLINGS	Contract No PA4014			
Scale:	Original Scale (A1)	Reduced Scale (A3)	AS SHOWN				

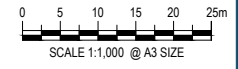
Drawing Title	STRUCTURAL ANNS CREEK VIADUCT (WEST) PLAN AND LONG SECTION - SHEET 01	
Drawing Number	AEE-S-021	Rev No. 1

**FOR BOI ISSUE**



PLAN  
SCALE 1:1000 @ A3

LONG SECTION  
SCALE 1:1000 @ A3



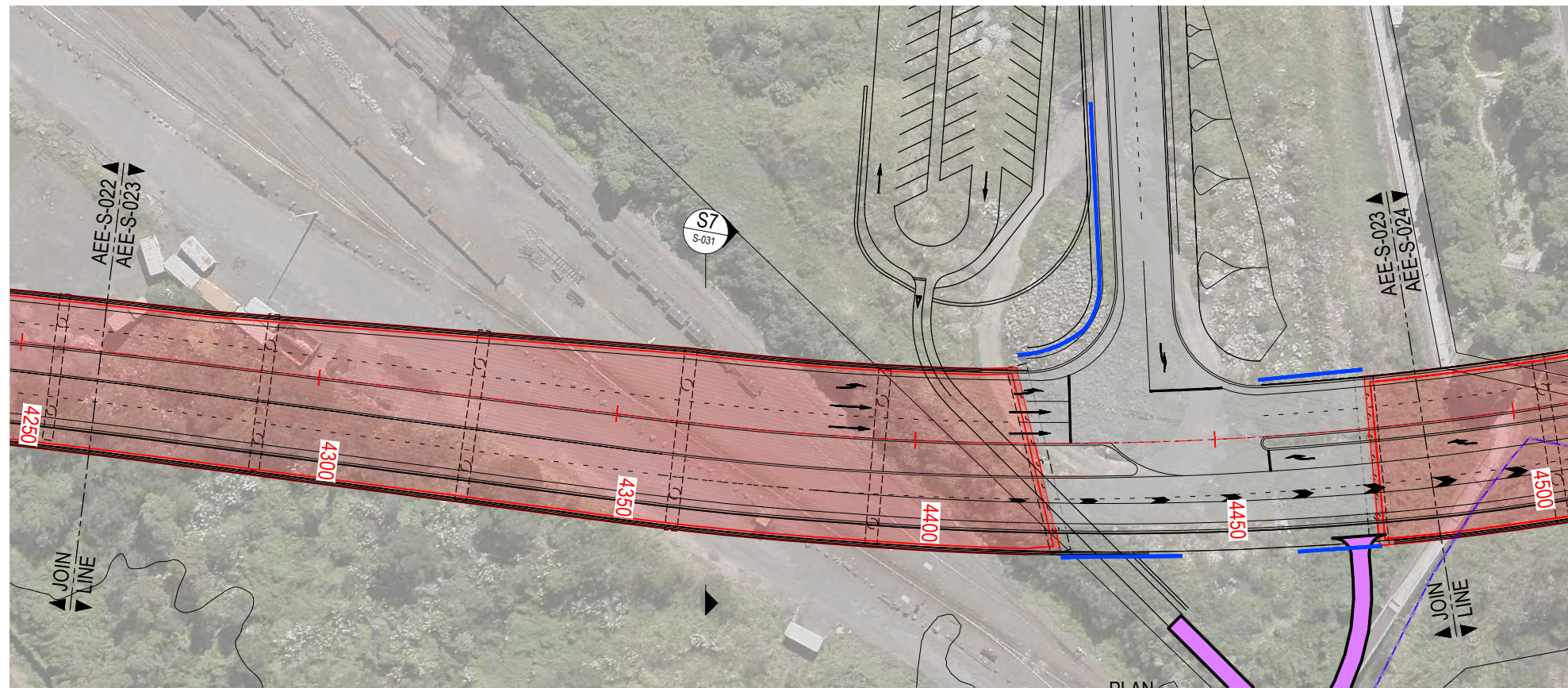
No.	Issued Status	Drawn	Check'd	App'd	Date
1	BOARD OF INQUIRY	RT	NN	JC	27.06.2017
0	ISSUED FOR CONSENT	AR	NN*	PK*	01.12.2016

**DISCLAIMER**  
This drawing is for the purpose of supporting applications under the RMA for resource consents and designations. All information shown is subject to final design. Areas and measurements are subject to survey. Where the designs conflict with conditions the conditions will prevail. This Drawing **must not** be used for construction

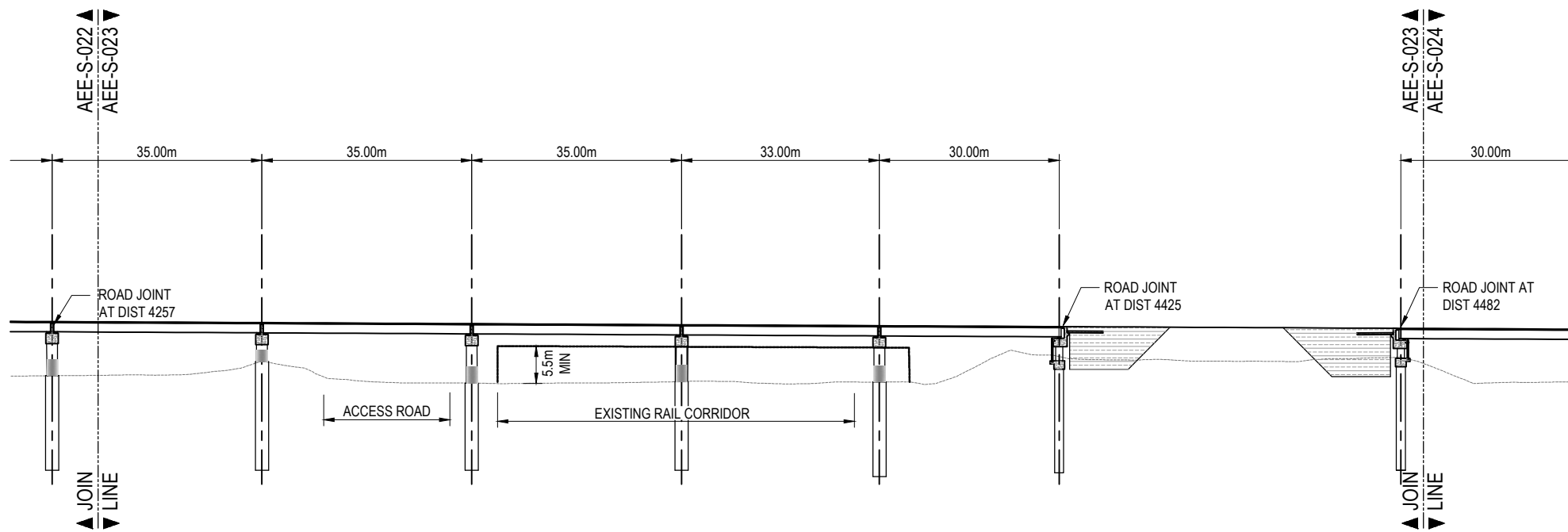
Drawn A RAM	Drafting Check J MURAHIDY	Reviewed Design Manager N NANCEKIVELL	Approved Alliance Manager J CALDWELL
Designed O LUMB	Design Check I BILLINGS	Contract No <b>PA4014</b>	
Scale: Original Scale (A1)	Reduced Scale (A3)	AS SHOWN	

Drawing Title <b>STRUCTURAL ANNS CREEK VIADUCT (WEST) PLAN AND LONG SECTION - SHEET 02</b>	Rev No. 1
Drawing Number AEE-S-022	

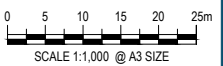
**FOR BOI ISSUE**



PLAN  
SCALE 1:1000 @ A3



LONG SECTION  
SCALE 1:1000 @ A3



FOR BOI ISSUE

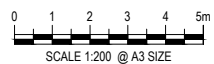
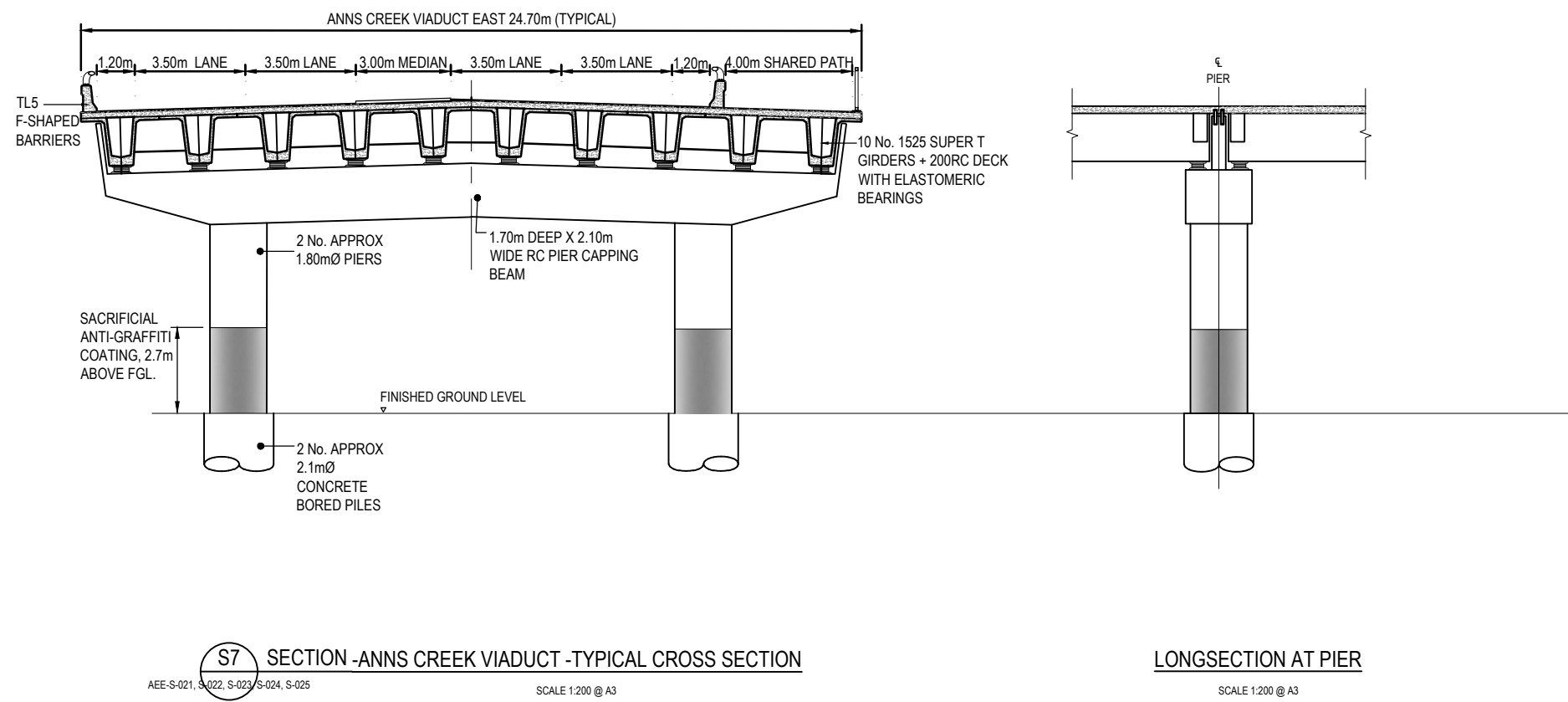
No.	Issued Status	Drawn	Check'd	App'd	Date
1	BOARD OF INQUIRY	RT	NN	JC	27.06.2017
0	ISSUED FOR CONSENT	AR	NN*	PK*	01.12.2016

**DISCLAIMER**  
This drawing is for the purpose of supporting applications under the RMA for resource consents and designations. All information shown is subject to final design. Areas and measurements are subject to survey. Where the designs conflict with conditions the conditions will prevail. This Drawing **must not** be used for construction



Drawn A RAM	Drafting Check J MURAHIDY	Reviewed Design Manager N NANCEKIVELL	Approved Alliance Manager J CALDWELL
Designed O LUMB	Design Check I BILLINGS	Contract No <b>PA4014</b>	
Scale: Original Scale (A1)	Reduced Scale (A3)	AS SHOWN	

Drawing Title <b>STRUCTURAL ANNS CREEK VIADUCT (WEST) PLAN AND LONG SECTION - SHEET 03</b>	Rev No. 1
Drawing Number <b>AEE-S-023</b>	



**FOR BOI ISSUE**

No.	Issued Status	Drawn	Check'd	App'd	Date
1	BOARD OF INQUIRY	RT	NN	JC	27.06.2017
0	ISSUED FOR CONSENT	AR	NN*	PK*	01.12.2016

**DISCLAIMER**  
This drawing is for the purpose of supporting applications under the RMA for resource consents and designations. All information shown is subject to final design. Areas and measurements are subject to survey. Where the designs conflict with conditions the conditions will prevail. This Drawing **must not** be used for construction

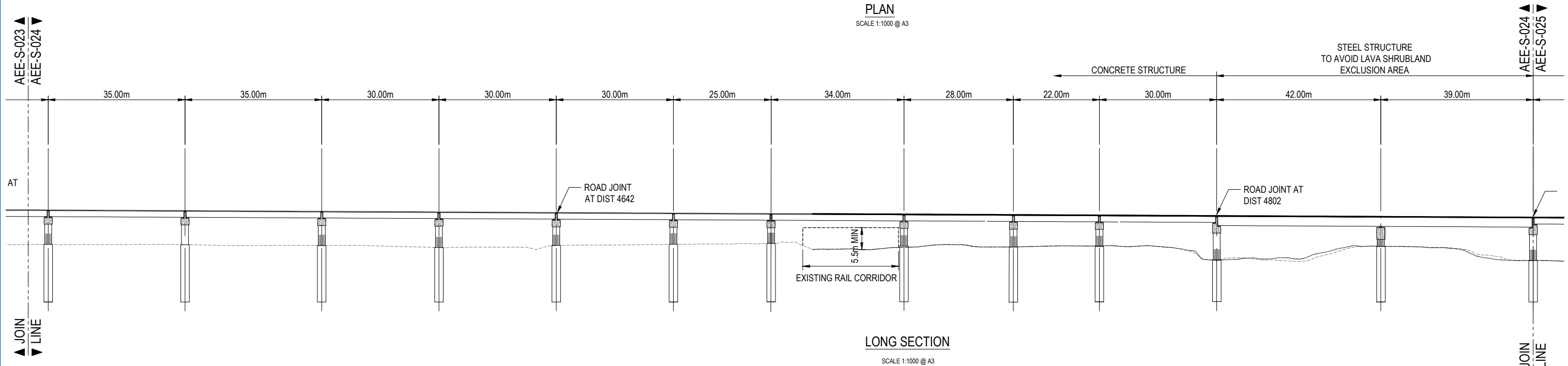


Drawn	A RAM	Drafting Check	J MURAHIDY	Reviewed Design Manager	N NANCEKIVELL	Approved Alliance Manager	J CALDWELL
Designed	O LUMB	Design Check	I BILLINGS				
Scale:	Original Scale (A1)	Reduced Scale (A3)	AS SHOWN	Contract No. PA4014			

Drawing Title	STRUCTURAL ANNS CREEK VIADUCT TYPICAL CROSS SECTION - SHEET 01	
Drawing Number	AEE-S-031	Rev No. 1



PLAN  
SCALE 1:1000 @ A3



LONG SECTION  
SCALE 1:1000 @ A3

No.	Issued Status	Drawn	Check'd	App'd	Date
2	BOARD OF INQUIRY	RT	NN	JC	27.06.2017
1	ISSUED FOR CONSENT - GSR GRADE SEPARATION	AR	NN*	PK*	14.12.2016
0	ISSUED FOR CONSENT	AR	NN*	PK*	01.12.2016

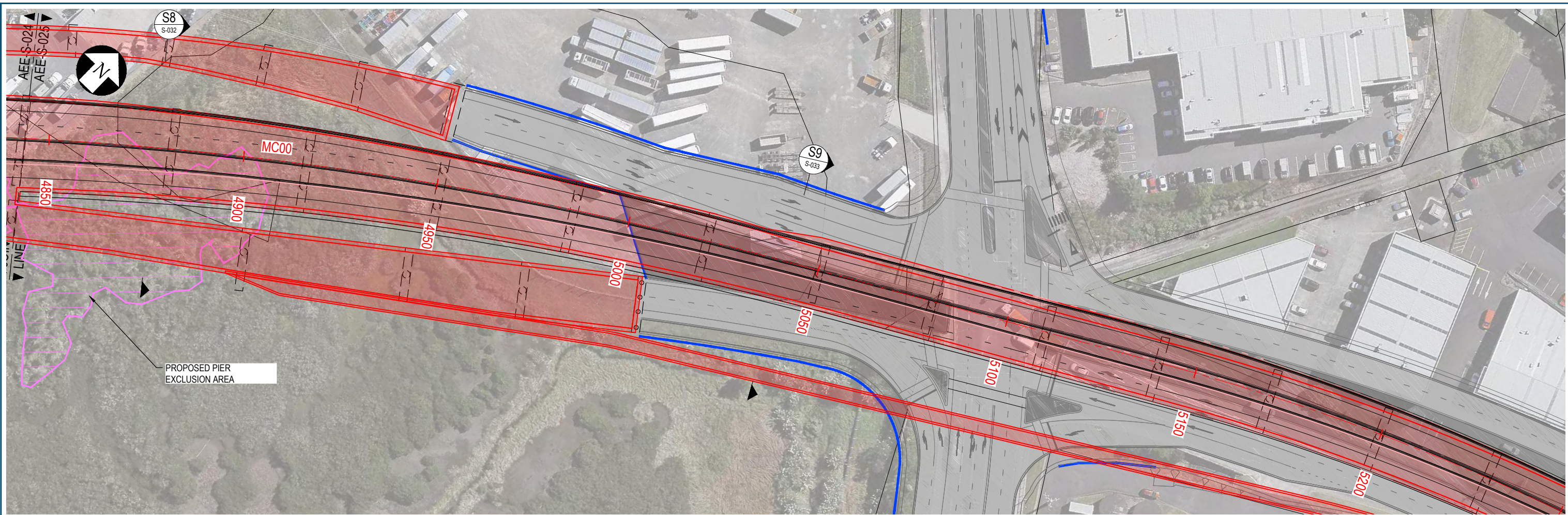
**DISCLAIMER**  
This drawing is for the purpose of supporting applications under the RMA for resource consents and designations. All information shown is subject to final design. Areas and measurements are subject to survey. Where the designs conflict with conditions the conditions will prevail. This Drawing **must not** be used for construction



Drawn	A RAM	Drafting Check	J MURAHIDY	Reviewed Design Manager	N NANCEKIVELL	Approved Alliance Manager	J CALDWELL
Designed	O LUMB	Design Check	I BILLINGS	Contract No <b>PA4014</b>			
Scale:	Original Scale (A1)	Reduced Scale (A3)	AS SHOWN				

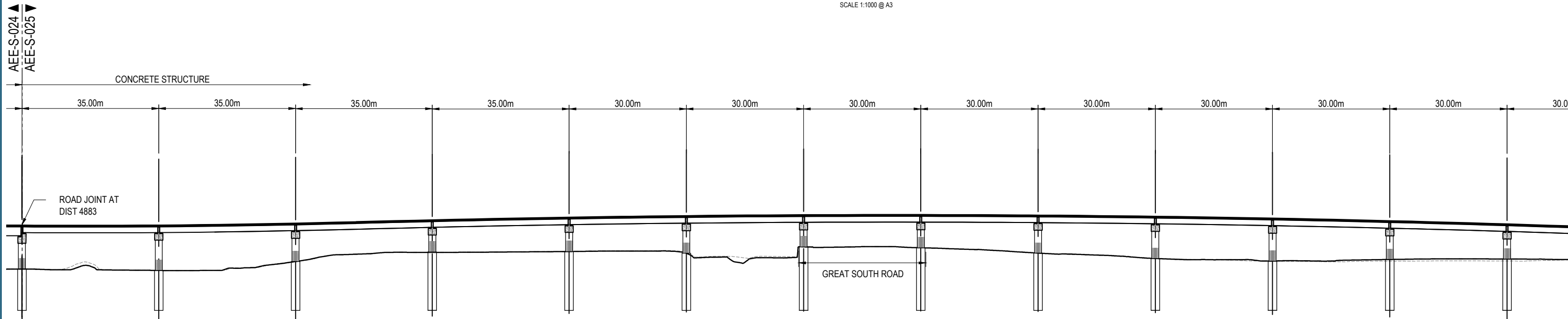
Drawing Title	<b>STRUCTURAL ANNS CREEK VIADUCT (EAST) PLAN AND LONG SECTION - SHEET 04</b>	
Drawing Number	AEE-S-024	Rev No. 2

**FOR BOI ISSUE**



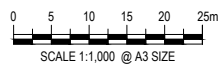
**PLAN**

SCALE 1:1000 @ A3



**LONG SECTION**

SCALE 1:1000 @ A3



No.	Issued Status	Drawn	Check'd	App'd	Date
2	BOARD OF INQUIRY	RT	NN	JC	27.06.2017
1	ISSUED FOR CONSENT - GSR GRADE SEPARATION	AR	NN*	PK*	14.12.2016
0	ISSUED FOR CONSENT	AR	NN*	PK*	01.12.2016

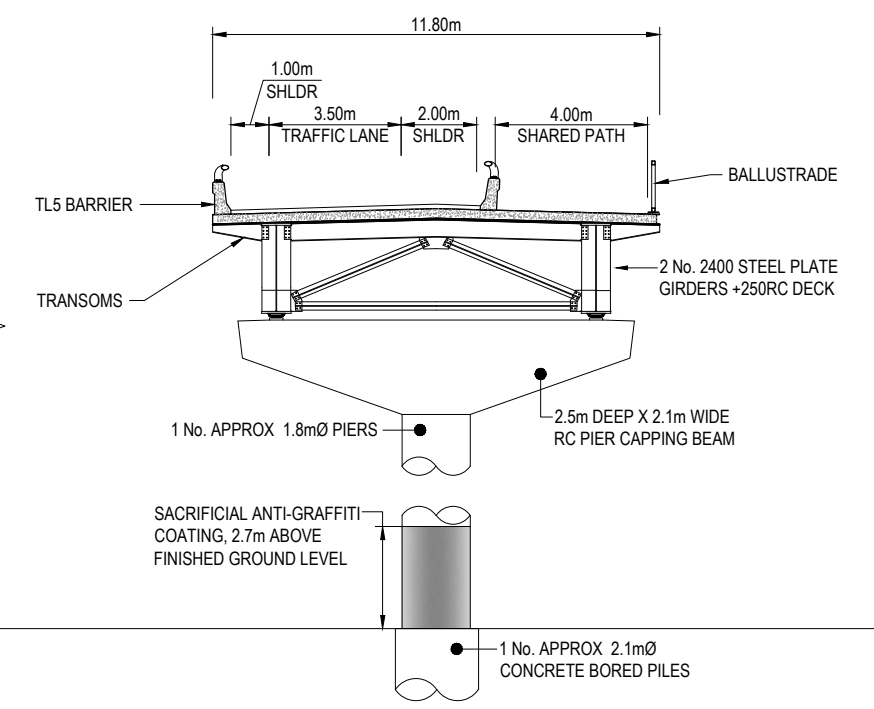
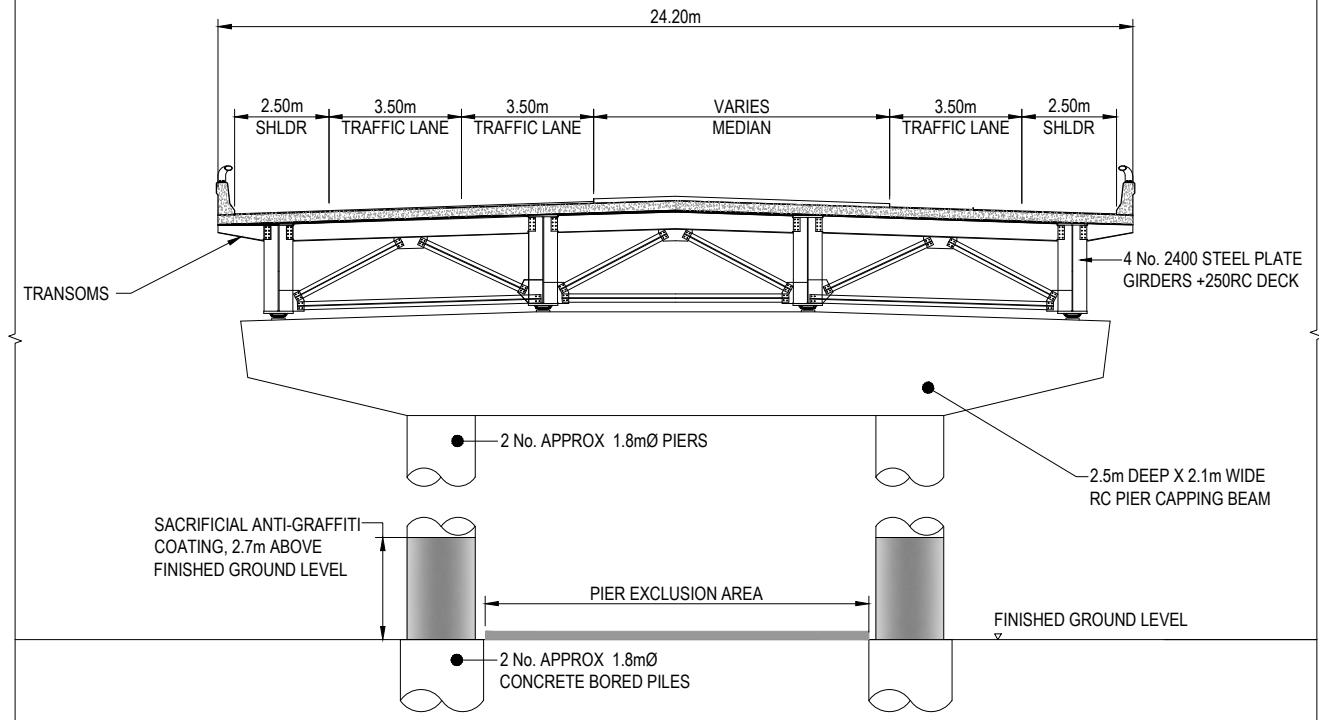
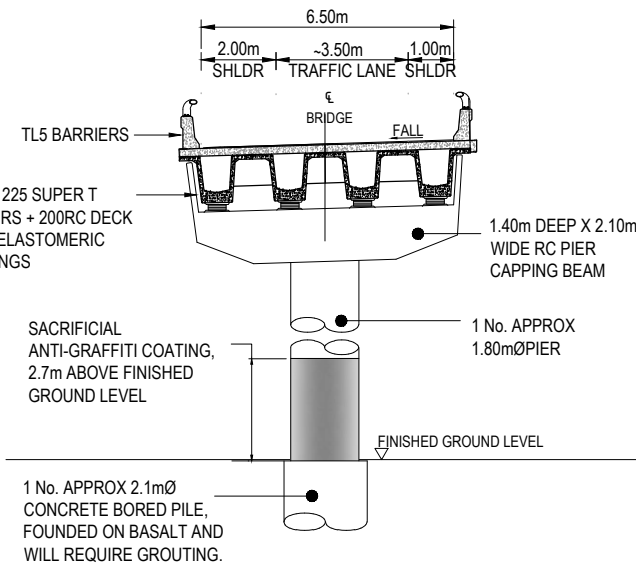
**DISCLAIMER**  
 This drawing is for the purpose of supporting applications under the RMA for resource consents and designations. All information shown is subject to final design. Areas and measurements are subject to survey. Where the designs conflict with conditions the conditions will prevail. This Drawing **must not** be used for construction



Drawn A RAM	Drafting Check J MURAHIDY	Reviewed Design Manager N NANCEKIVELL	Approved Alliance Manager J CALDWELL
Designed O LUMB	Design Check I BILLINGS	27.06.17	27.06.17
Scale: Original Scale (A1)	Reduced Scale (A3)	AS SHOWN	Contract No <b>PA4014</b>

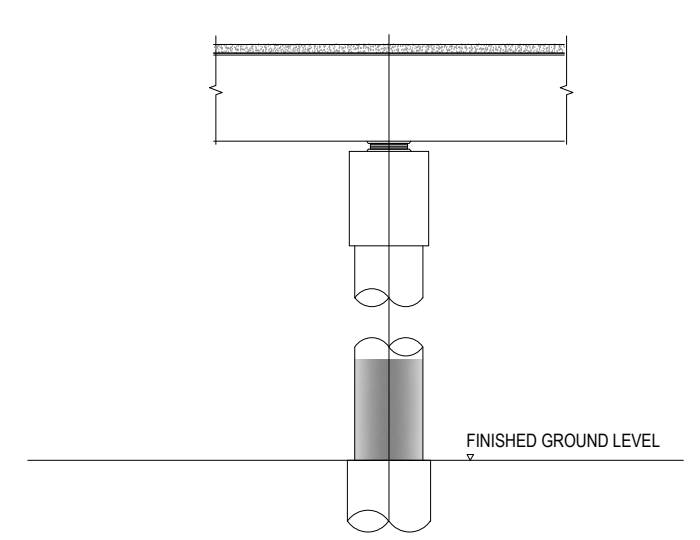
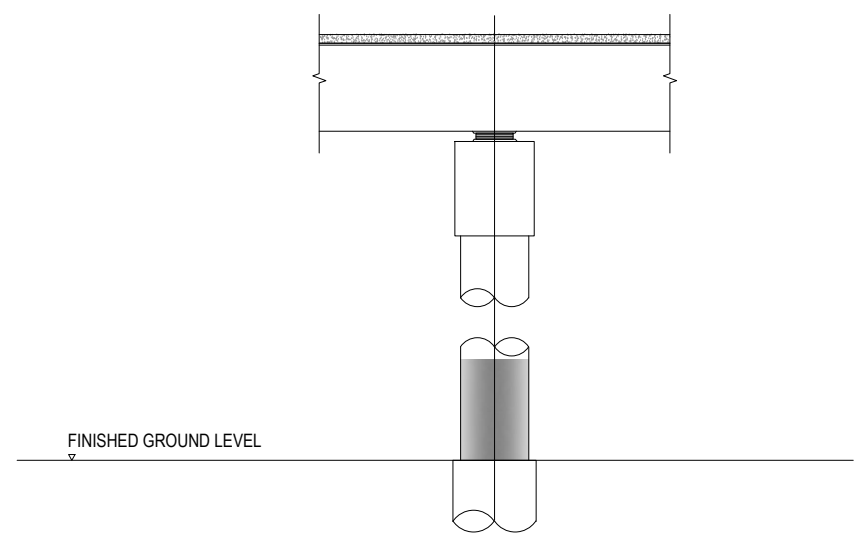
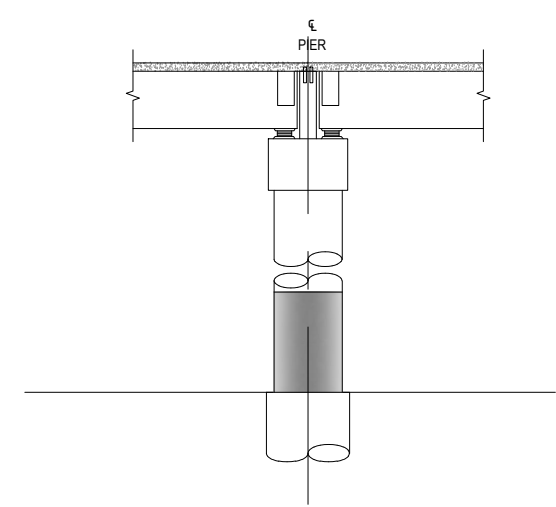
Drawing Title <b>STRUCTURAL ANNS CREEK VIADUCT (EAST) PLAN AND LONG SECTION - SHEET 05</b>	Rev No. <b>2</b>
Drawing Number <b>AEE-S-025</b>	

**FOR BOI ISSUE**



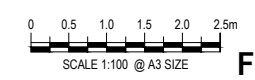
S8 SECTION - ANNS CREEK EAST VIADUCT - MAXIMUM CROSS SECTION  
AEE-S-025

SCALE 1:200 @ A3



LONGSECTION AT PIER

SCALE 1:100 @ A3



FOR BOI ISSUE

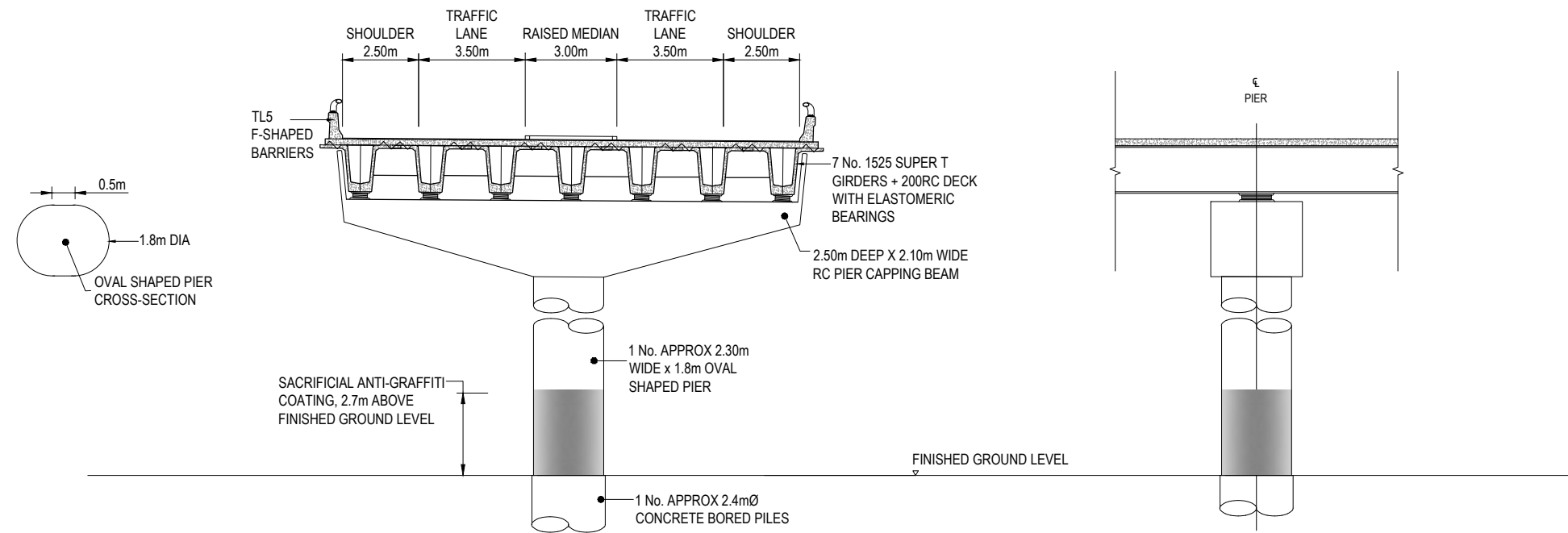
No.	Issued Status	Drawn	Check'd	App'd	Date
2	BOARD OF INQUIRY	RT	NN	JC	27.06.2017
1	ISSUED FOR CONSENT - GSR GRADE SEPARATION	AR	NN*	PK*	14.12.2016
0	ISSUED FOR CONSENT	AR	NN*	PK*	01.12.2016

**DISCLAIMER**  
This drawing is for the purpose of supporting applications under the RMA for resource consents and designations. All information shown is subject to final design. Areas and measurements are subject to survey. Where the designs conflict with conditions the conditions will prevail. This Drawing **must not** be used for construction.

Drawn	A RAM	Drafting Check	J MURAHIDY	Reviewed Design Manager	N NANCEKIVELL	Approved Alliance Manager	J CALDWELL
Designed	O LUMB	Design Check	I BILLINGS	Contract No. PA4014			
Scale:	Original Scale (A1)	Reduced Scale (A3)	AS SHOWN				

Drawing Title	STRUCTURAL ANNS CREEK VIADUCT TYPICAL CROSS SECTION - CONCRETE - SHEET 02	
Drawing Number	AEE-S-032	Rev No. 2



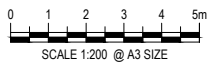


**S9** SECTION - ANNS CREEK EAST STEEL VIADUCT - OUTRIGGER PIER CROSS SECTION  
AEE-S-025

SCALE 1:200 @ A3

LONGSECTION AT PIER

SCALE 1:200 @ A3



**FOR BOI ISSUE**

No.	Issued Status	Drawn	Check'd	App'd	Date
2	BOARD OF INQUIRY	RT	NN	JC	27.06.2017
1	ISSUED FOR CONSENT - GSR GRADE SEPARATION	AR	NN*	PK*	14.12.2016
0	ISSUED FOR CONSENT	AR	NN*	PK*	01.12.2016

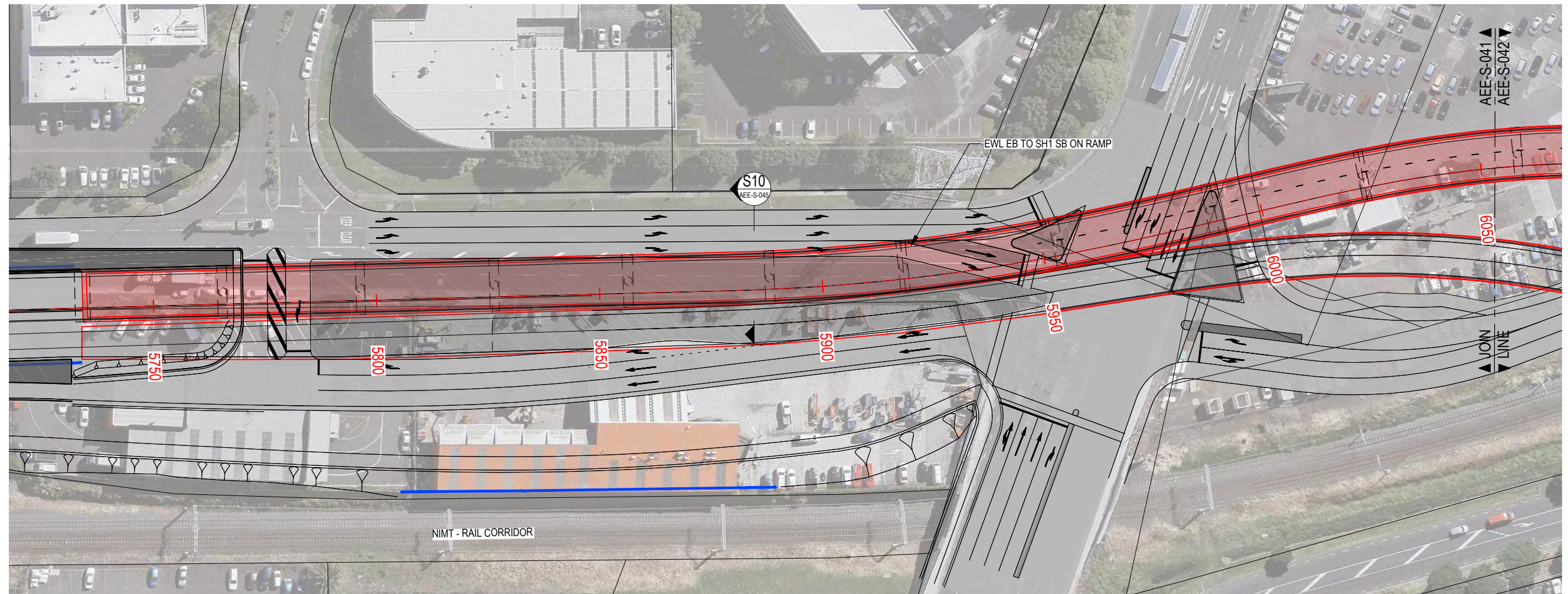
**DISCLAIMER**  
This drawing is for the purpose of supporting applications under the RMA for resource consents and designations. All information shown is subject to final design. Areas and measurements are subject to survey. Where the designs conflict with conditions the conditions will prevail. This Drawing **must not** be used for construction



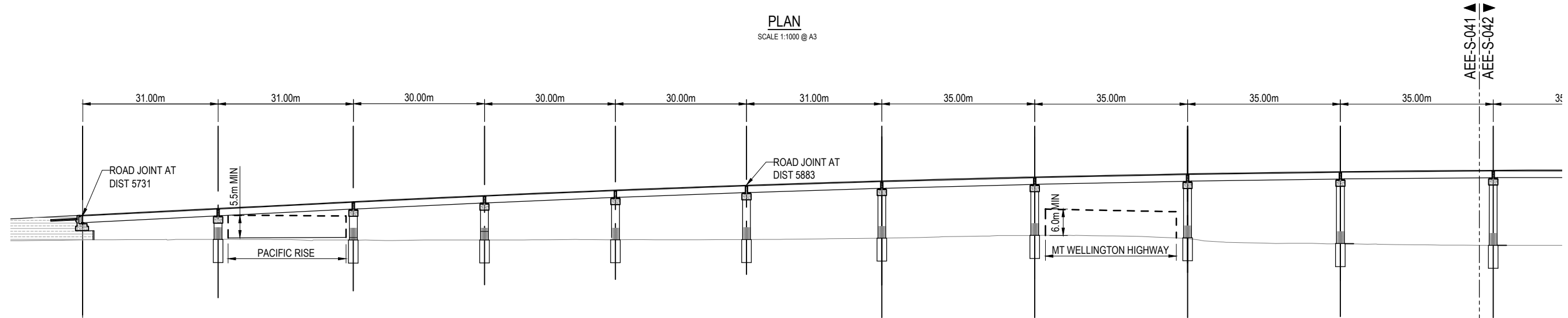
**East West Link**

Drawn A RAM	Drafting Check J MURAHIDY	Reviewed Design Manager N NANCEKIVELL	Approved Alliance Manager J CALDWELL
Designed O LUMB	Design Check I BILLINGS	Contract No <b>PA4014</b>	
Scale: Original Scale (A1)	Reduced Scale (A3)	AS SHOWN	

Drawing Title <b>STRUCTURAL ANNS CREEK VIADUCT TYPICAL CROSS SECTION</b>	Rev No. <b>2</b>
Drawing Number <b>AEE-S-033</b>	

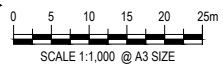


PLAN  
SCALE 1:1000 @ A3



LONG SECTION  
SCALE 1:1000 @ A3

▲ AEE-S-041  
▼ AEE-S-042  
▲ JOIN LINE  
▼



No.	Issued Status	Drawn	Check'd	App'd	Date
2	BOARD OF INQUIRY	RT	NN	JC	27.06.2017
1	ISSUED FOR CONSENT - GSR GRADE SEPARATION	AR	NN*	PK*	14.12.2016
0	ISSUED FOR CONSENT	AR	NN*	PK*	01.12.2016

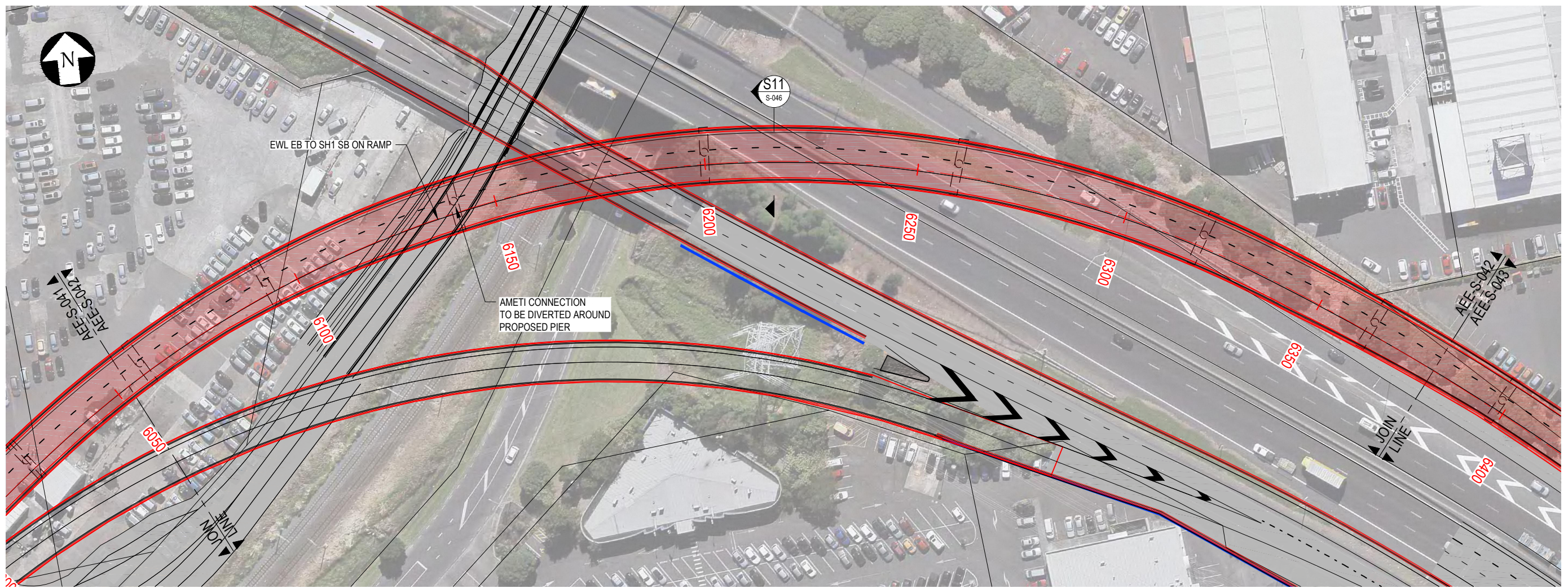
**DISCLAIMER**  
This drawing is for the purpose of supporting applications under the RMA for resource consents and designations. All information shown is subject to final design. Areas and measurements are subject to survey. Where the designs conflict with conditions the conditions will prevail. This Drawing **must not** be used for construction



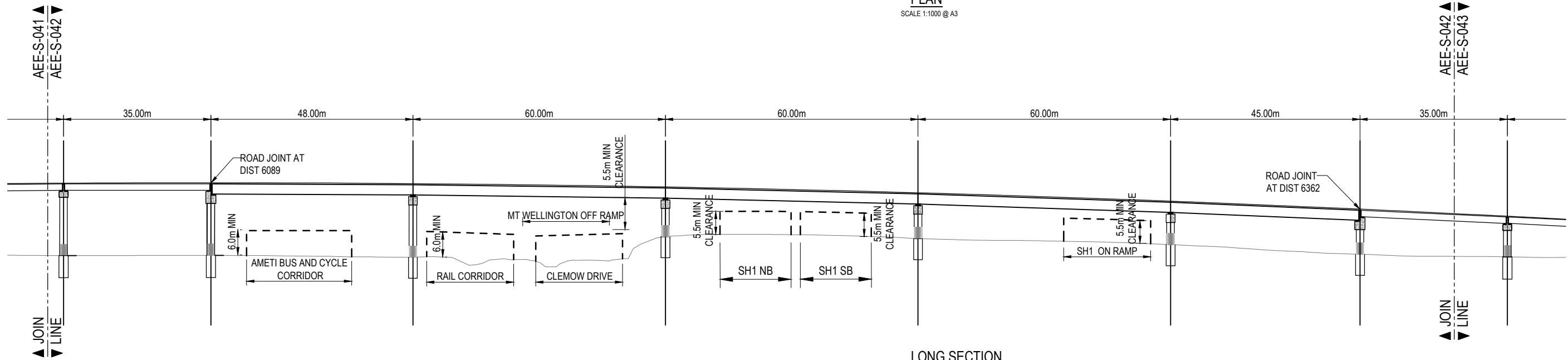
Drawn A RAM	Drafting Check J MURAHIDY	Reviewed Design Manager N NANCEKIVELL 27.06.17	Approved Alliance Manager J CALDWELL 27.06.17
Designed O LUMB	Design Check I BILLINGS	Contract No <b>PA4014</b>	
Scale: Original Scale (A1)	Reduced Scale (A3)	AS SHOWN	

Drawing Title <b>STRUCTURAL EWLINK EB TO SH1 SB ON RAMP PLAN AND LONGSECTION - SHEET 01 OF 03</b>	Rev No. 2
Drawing Number AEE-S-041	

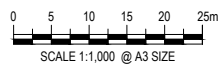
**FOR BOI ISSUE**



PLAN  
SCALE 1:1000 @ A3



LONG SECTION  
SCALE 1:1000 @ A3



No.	Issued Status	Drawn	Check'd	App'd	Date
2	BOARD OF INQUIRY	RT	NN	JC	27.06.2017
1	ISSUED FOR CONSENT - GSR GRADE SEPARATION	AR	NN*	PK*	14.12.2016
0	ISSUED FOR CONSENT	AR	NN*	PK*	01.12.2016

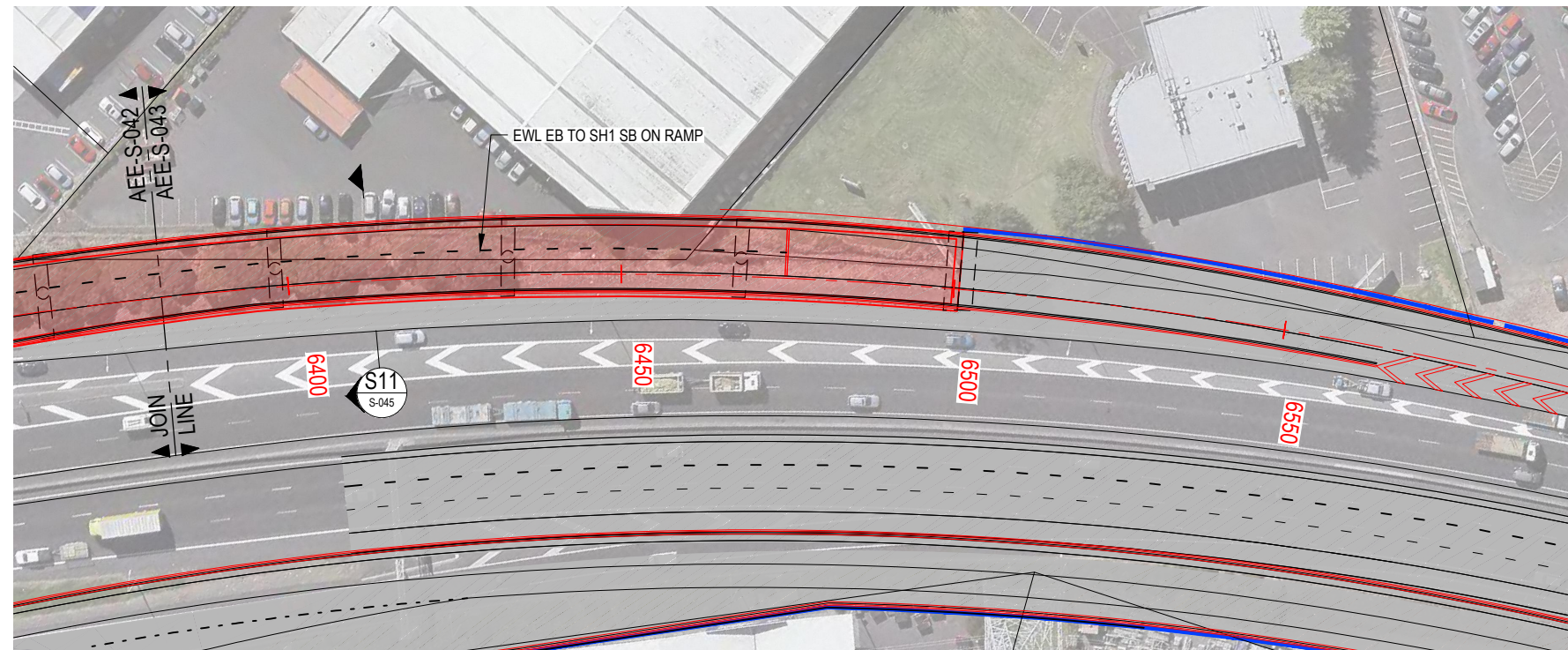
**DISCLAIMER**  
This drawing is for the purpose of supporting applications under the RMA for resource consents and designations. All information shown is subject to final design. Areas and measurements are subject to survey. Where the designs conflict with conditions the conditions will prevail. This Drawing **must not** be used for construction



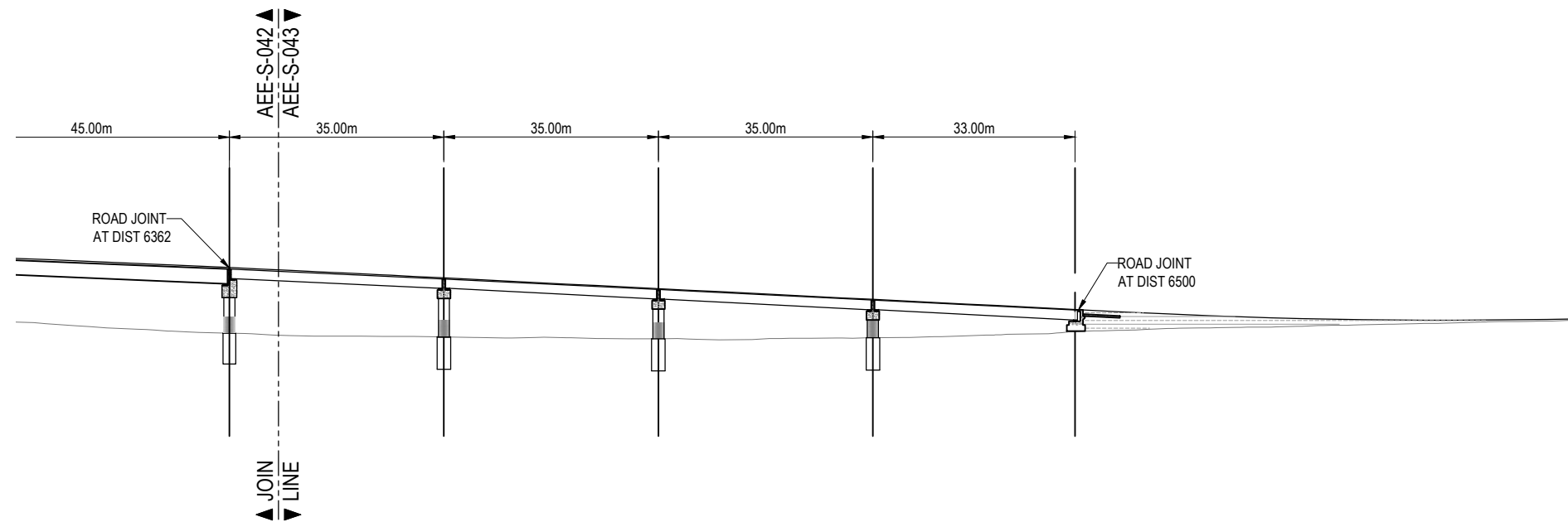
Drawn A RAM	Drafting Check J MURAHIDY	Reviewed Design Manager N NANCEKIVELL 27.06.17	Approved Alliance Manager J CALDWELL 27.06.17
Designed O LUMB	Design Check I BILLINGS	Contract No PA4014	
Scale: Original Scale (A1)	Reduced Scale (A3)	AS SHOWN	

Drawing Title STRUCTURAL EWLINK EB TO SH1 SB ON RAMP PLAN AND LONGSECTION - SHEET 02 OF 03	Drawing Number AEE-S-042	Rev No. 2
---	-----------------------------	--------------

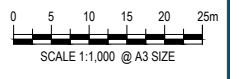
FOR BOI ISSUE



PLAN  
SCALE 1:1000 @ A3



LONG SECTION  
SCALE 1:1000 @ A3



FOR BOI ISSUE

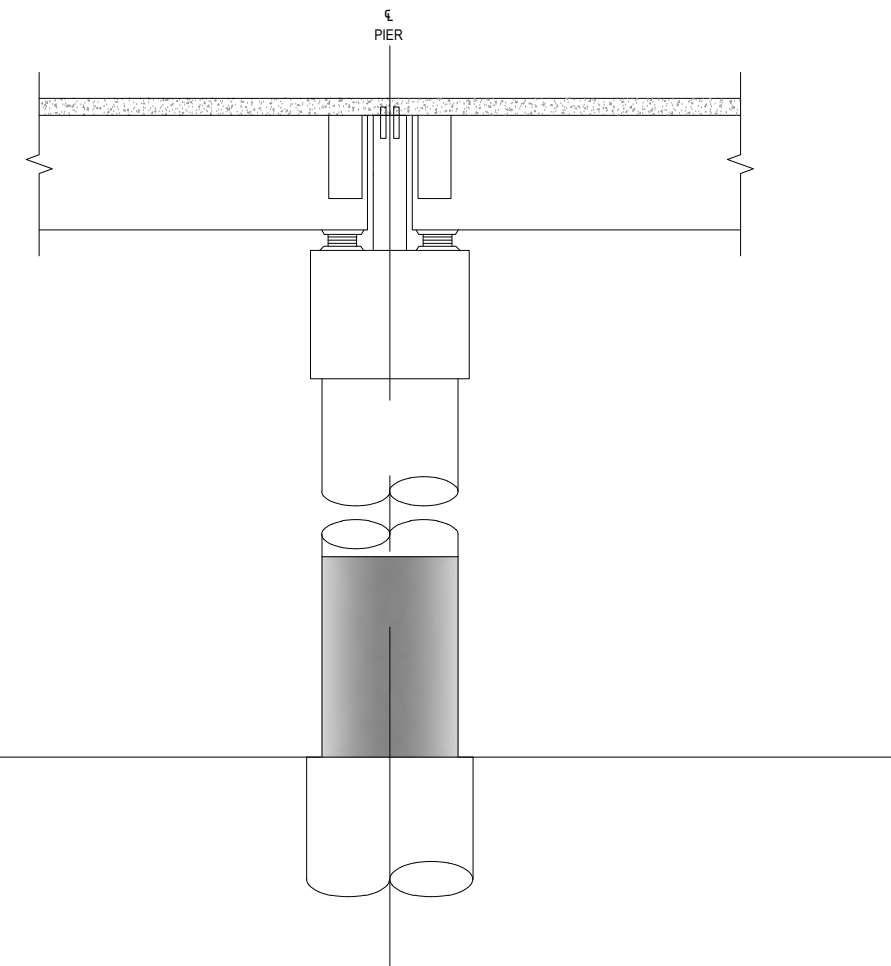
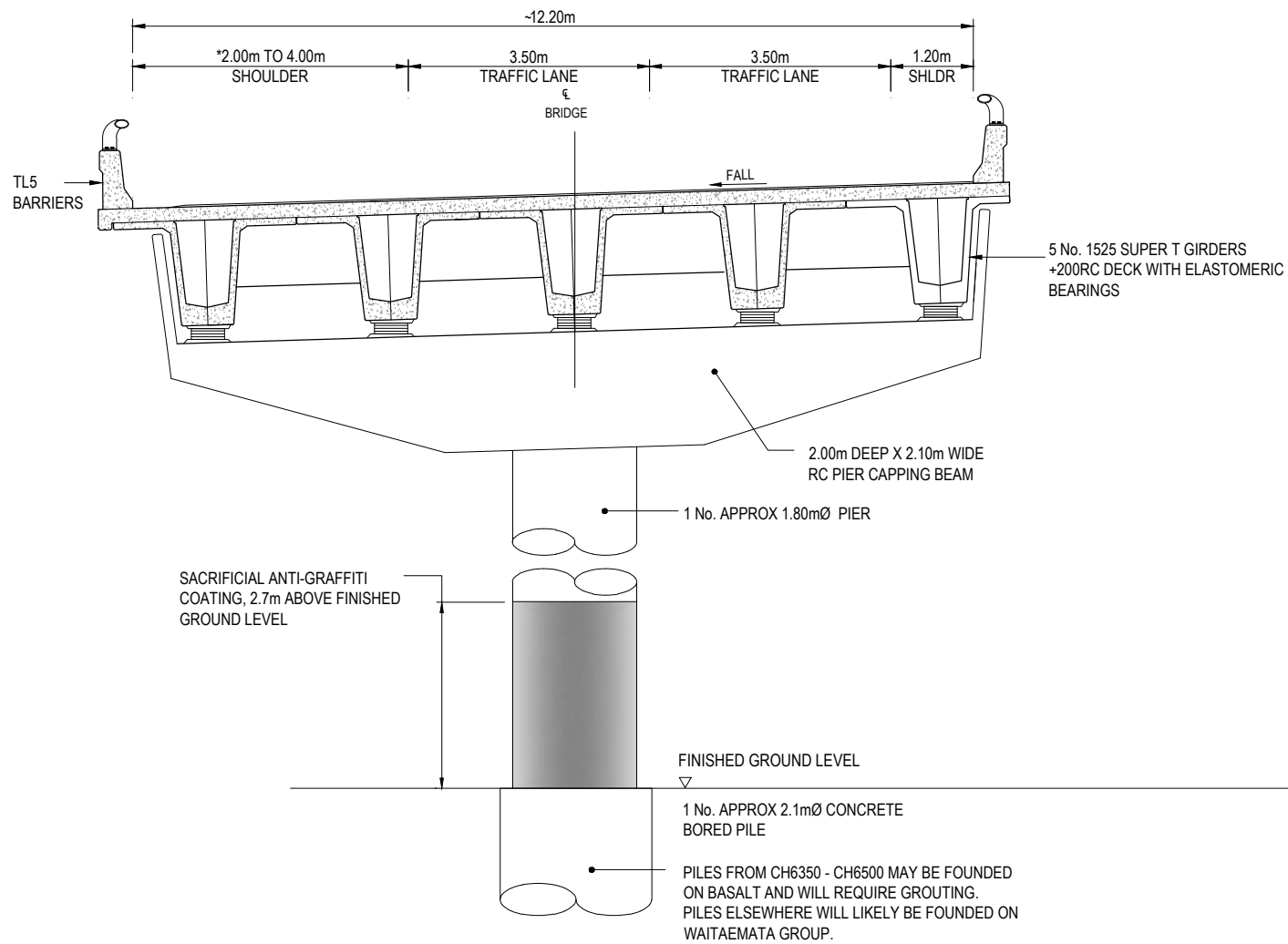
No.	Issued Status	Drawn	Check'd	App'd	Date
2	BOARD OF INQUIRY	RT	NN	JC	27.06.2017
1	ISSUED FOR CONSENT - GSR GRADE SEPARATION	AR	NN*	PK*	14.12.2016
0	ISSUED FOR CONSENT	AR	NN*	PK*	01.12.2016

**DISCLAIMER**  
This drawing is for the purpose of supporting applications under the RMA for resource consents and designations. All information shown is subject to final design. Areas and measurements are subject to survey. Where the designs conflict with conditions the conditions will prevail. This Drawing **must not** be used for construction



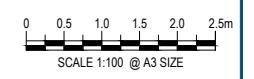
Drawn A RAM	Drafting Check J MURAHIDY	Reviewed Design Manager N NANCEKIVELL 27.06.17	Approved Alliance Manager J CALDWELL 27.06.17
Designed O LUMB	Design Check I BILLINGS	Contract No <b>PA4014</b>	
Scale: Original Scale (A1)	Reduced Scale (A3)	AS SHOWN	

Drawing Title <b>STRUCTURAL EWLINK EB TO SH1 SB ON RAMP PLAN AND LONGSECTION -SHEET 03 OF 03</b>	Rev No. <b>2</b>
Drawing Number <b>AEE-S-043</b>	



**S10** SECTION - EASTWESTLINK EB TO SH1 SB RAMP - TYPICAL CROSS SECTION - CONCRETE  
 AEE-S-041,S-042,S-043 SCALE 1:100 @ A3

LONGSECTION AT PIER  
 SCALE 1:100 @ A3



No.	Issued Status	Drawn	Check'd	App'd	Date
2	BOARD OF INQUIRY	RT	NN	JC	27.06.2017
1	ISSUED FOR CONSENT - GSR GRADE SEPARATION	AR	NN*	PK*	14.12.2016
0	ISSUED FOR CONSENT	AR	NN*	PK*	01.12.2016

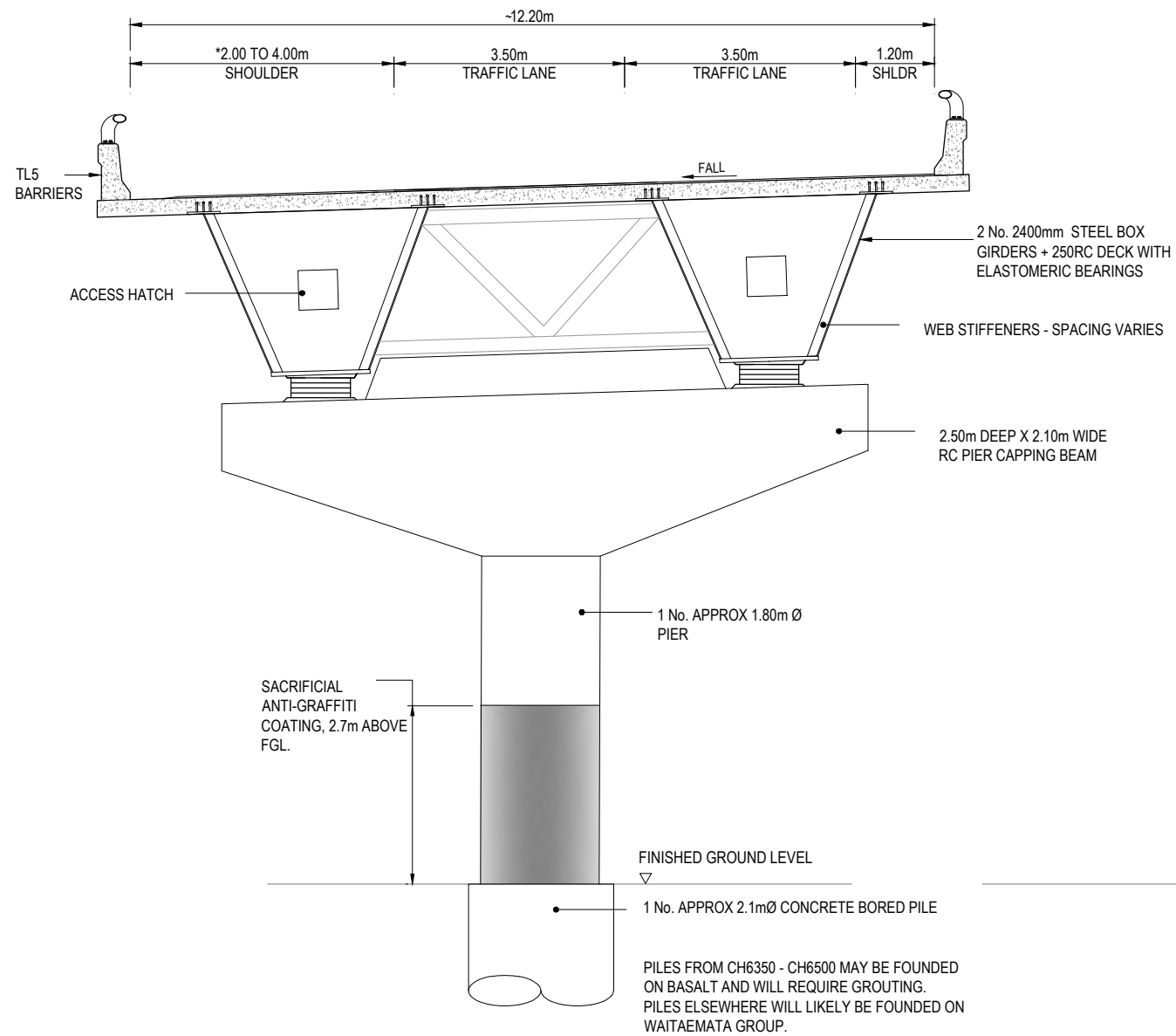
**DISCLAIMER**  
 This drawing is for the purpose of supporting applications under the RMA for resource consents and designations. All information shown is subject to final design. Areas and measurements are subject to survey. Where the designs conflict with conditions the conditions will prevail. This Drawing **must not** be used for construction.



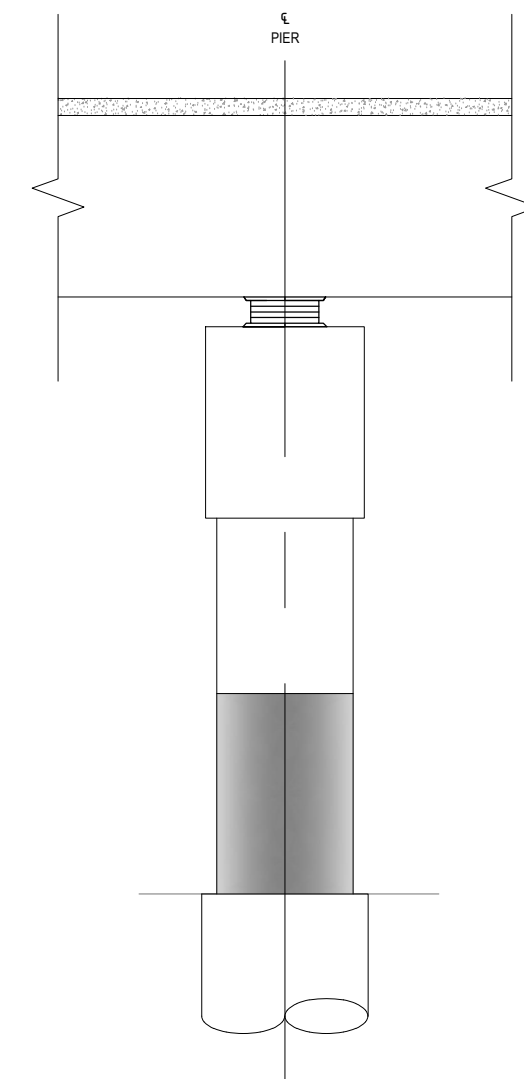
Drawn A RAM	Drafting Check J MURAHIDY	Reviewed Design Manager N NANCEKIVELL 27.06.17	Approved Alliance Manager J CALDWELL 27.06.17
Designed O LUMB	Design Check I BILLINGS	Contract No <b>PA4014</b>	
Scale: Original Scale (A1)	Reduced Scale (A3)	AS SHOWN	

Drawing Title <b>STRUCTURAL EWLINK EB TO SH1 SB ON RAMP TYPICAL CROSS SECTION - CONCRETE</b>	Rev No. <b>2</b>
Drawing Number <b>AEE-S-045</b>	

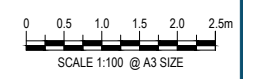
**FOR BOI ISSUE**



**S11** SECTION - EAST WEST LINK EB TO SH1 SB RAMP  
 AEE-S-042 TYPICAL CROSS SECTION - STEEL  
 SCALE 1:100 @ A3



LONGSECTION AT PIER  
 SCALE 1:100 @ A3



No.	Issued Status	Drawn	Check'd	App'd	Date
2	BOARD OF INQUIRY	RT	NN	JC	27.06.2017
1	ISSUED FOR CONSENT - GSR GRADE SEPARATION	AR	NN*	PK*	14.12.2016
0	ISSUED FOR CONSENT	AR	NN*	PK*	01.12.2016

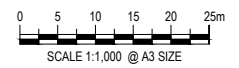
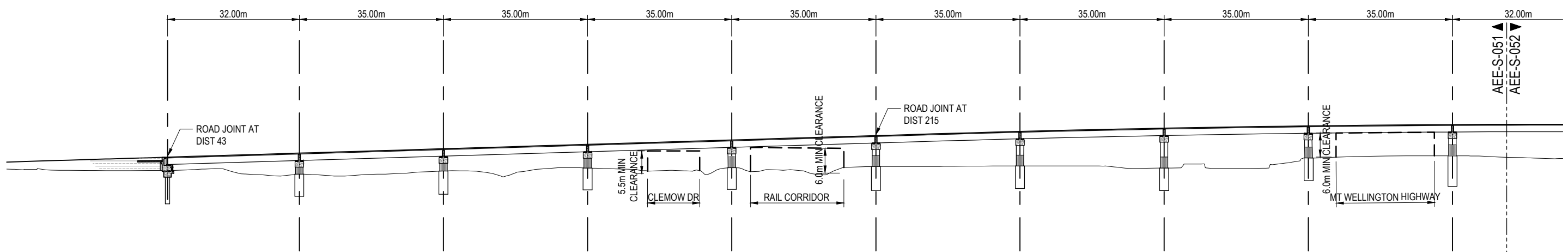

**DISCLAIMER**  
 This drawing is for the purpose of supporting applications under the RMA for resource consents and designations. All information shown is subject to final design. Areas and measurements are subject to survey. Where the designs conflict with conditions the conditions will prevail. This Drawing **must not** be used for construction



Drawn	A RAM	Drafting Check	J MURAHIDY	Reviewed Design Manager	N NANCEKIVELL	Approved Alliance Manager	J CALDWELL
Designed	O LUMB	Design Check	I BILLINGS		27.06.17		27.06.17
Scale:	Original Scale (A1)	Reduced Scale (A3)	AS SHOWN	Contract No	PA4014		

Drawing Title	STRUCTURAL EWLINK EB TO SH1 SB ON RAMP TYPICAL CROSS SECTION - STEEL		
Drawing Number	AEE-S-046	Rev No.	2

**FOR BOI ISSUE**



JOIN LINE

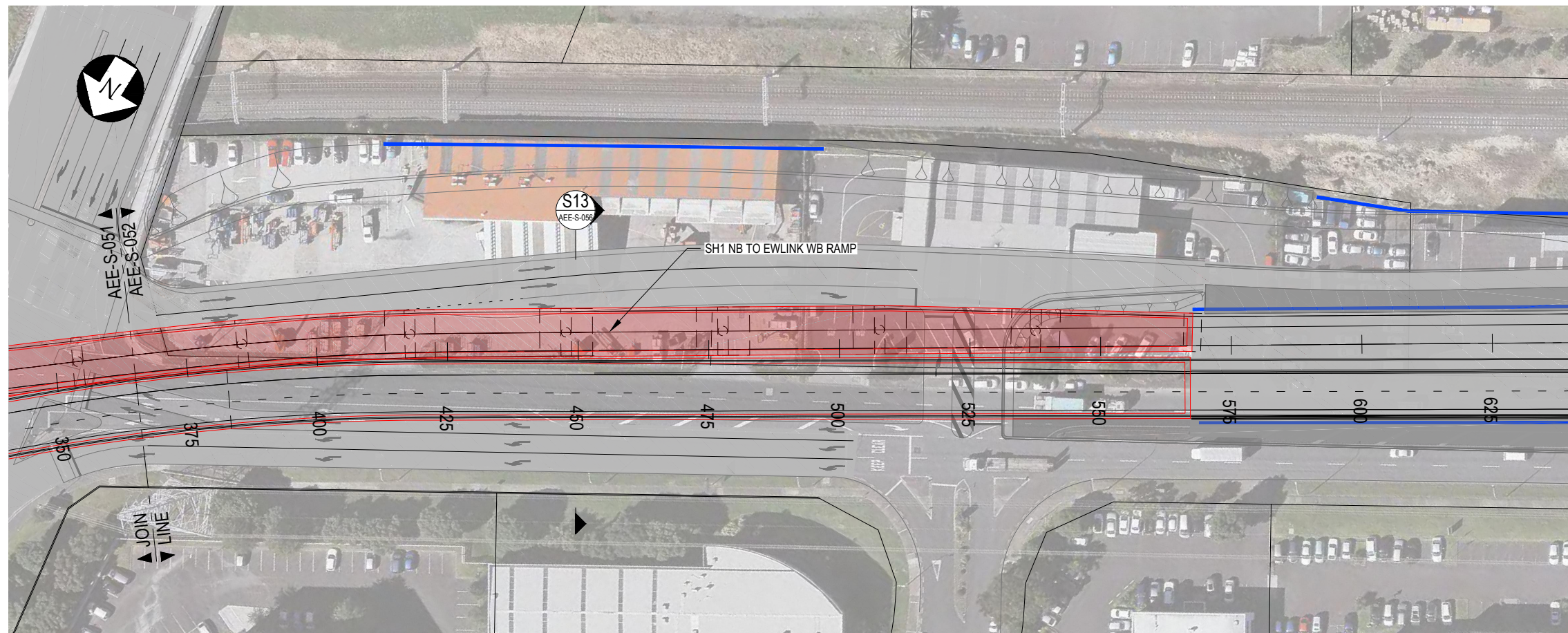
No.	Issued Status	Drawn	Check'd	App'd	Date
2	BOARD OF INQUIRY	RT	NN	JC	27.06.2017
1	ISSUED FOR CONSENT - GSR GRADE SEPARATION	AR	NN*	PK*	14.12.2016
0	ISSUED FOR CONSENT	AR	NN*	PK*	01.12.2016

**DISCLAIMER**  
 This drawing is for the purpose of supporting applications under the RMA for resource consents and designations. All information shown is subject to final design. Areas and measurements are subject to survey. Where the designs conflict with conditions the conditions will prevail. This Drawing **must not** be used for construction

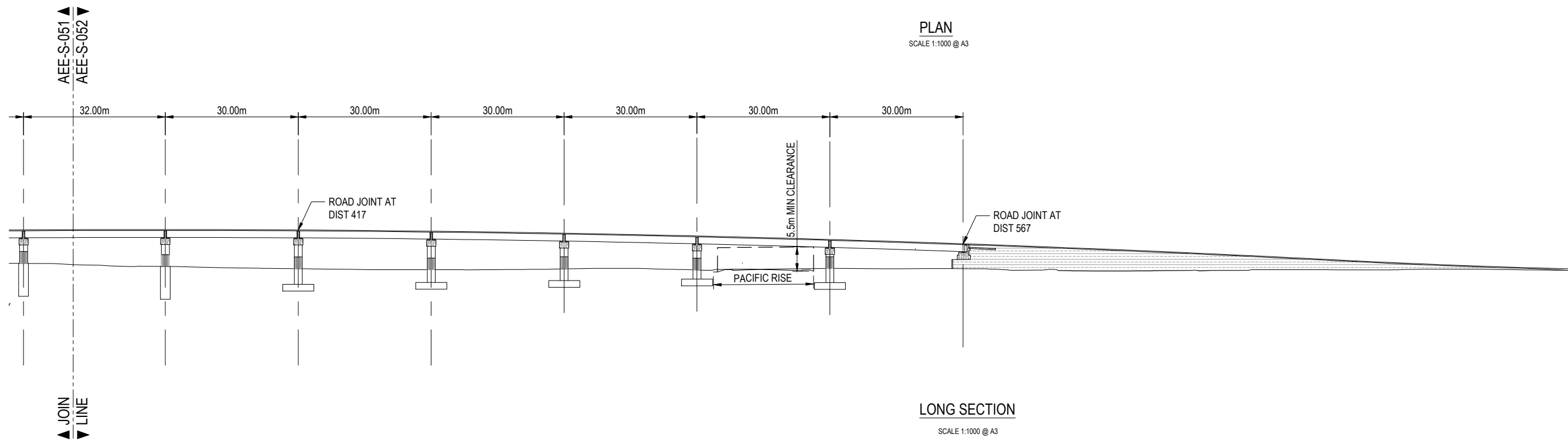


Drawn	A RAM	Drafting Check	J MURAHIDY	Reviewed Design Manager	N NANCEKIVELL	Approved Alliance Manager	J CALDWELL
Designed	O LUMB	Design Check	I BILLINGS		27.06.17		27.06.17
Scale:	Original Scale (A1)	Reduced Scale (A3)	AS SHOWN	Contract No. PA4014			

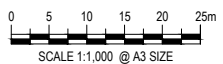
<b>FOR BOI ISSUE</b>	
Drawing Title	STRUCTURAL SH1 NB TO EWLINK WB OFF RAMP PLAN AND LONGSECTION - SHEET 01 OF 02
Drawing Number	AEE-S-051
Rev No.	2



PLAN  
SCALE 1:1000 @ A3



LONG SECTION  
SCALE 1:1000 @ A3



FOR BOI ISSUE

No.	Issued Status	Drawn	Check'd	App'd	Date
2	BOARD OF INQUIRY	RT	NN	JC	27.06.2017
1	ISSUED FOR CONSENT - GSR GRADE SEPARATION	AR	NN*	PK*	14.12.2016
0	ISSUED FOR CONSENT	AR	NN*	PK*	01.12.2016

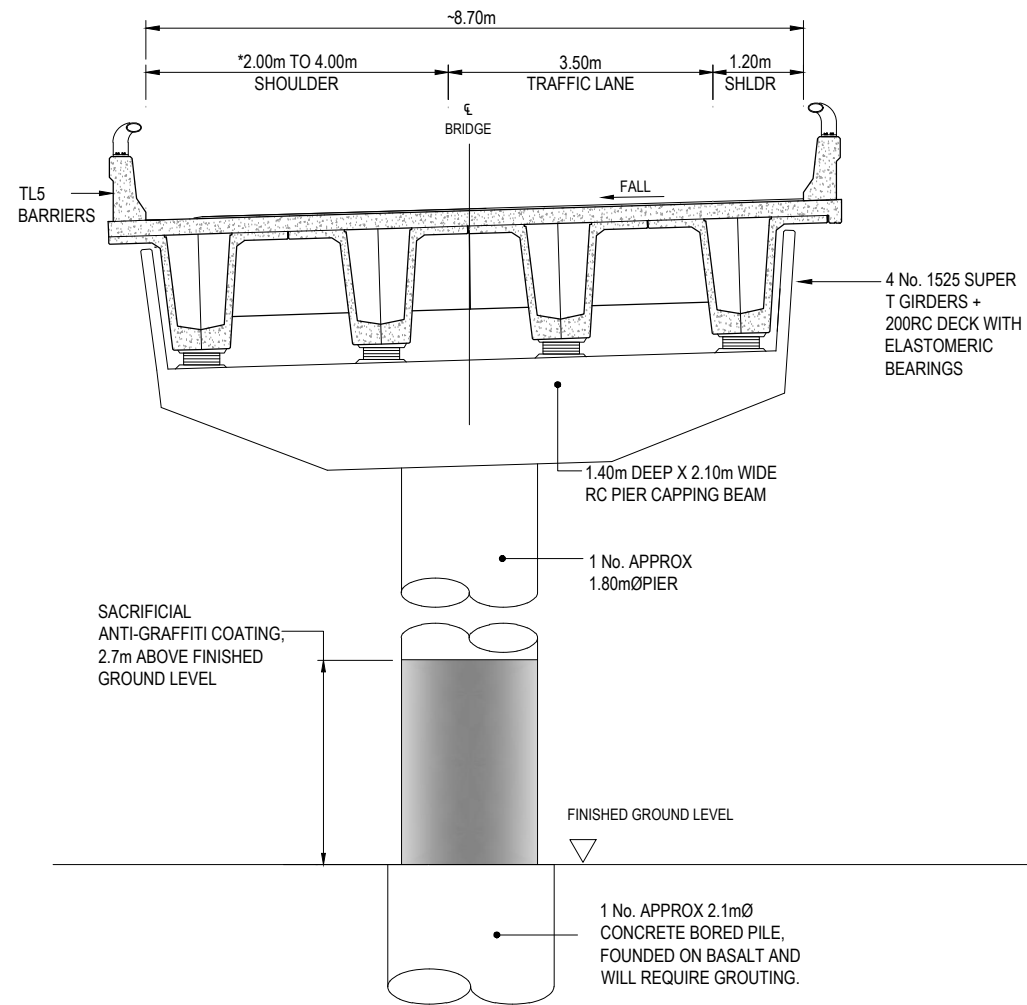
**DISCLAIMER**  
This drawing is for the purpose of supporting applications under the RMA for resource consents and designations. All information shown is subject to final design. Areas and measurements are subject to survey. Where the designs conflict with conditions the conditions will prevail. This Drawing **must not** be used for construction



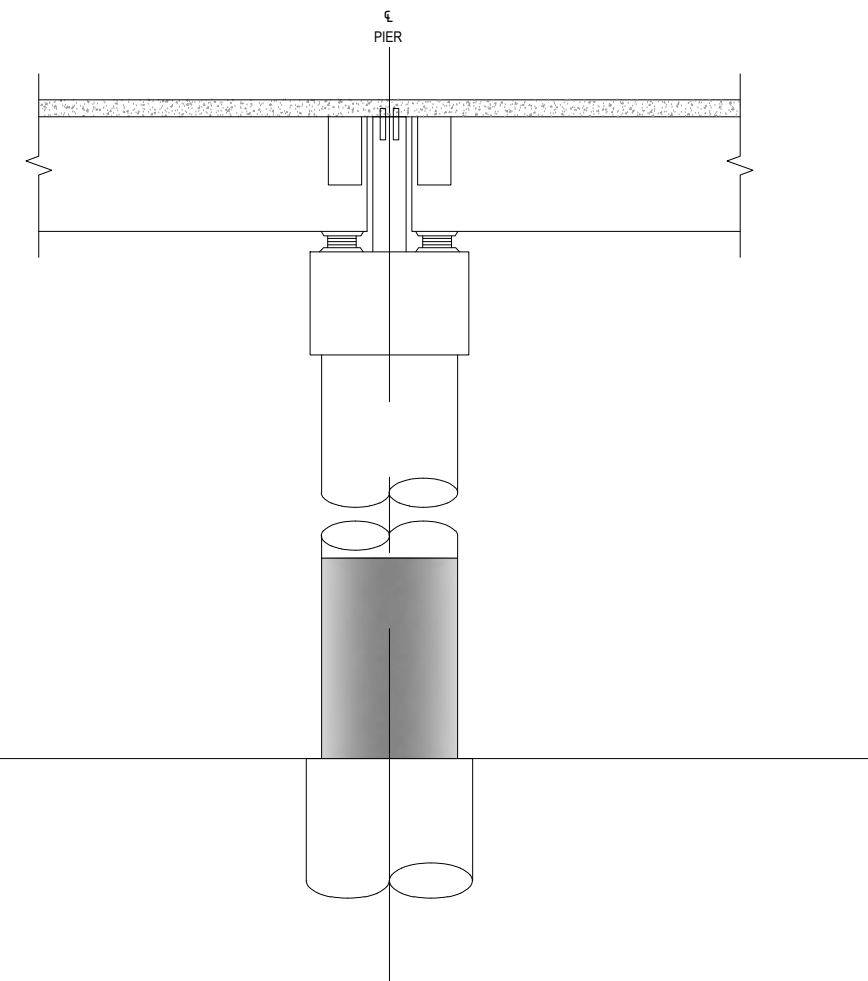
Drawn A RAM	Drafting Check J MURAHIDY	Reviewed Design Manager N NANCEKIVELL	Approved Alliance Manager J CALDWELL
Designed O LUMB	Design Check I BILLINGS	27.06.17	27.06.17
Scale: Original Scale (A1)	Reduced Scale (A3)	AS SHOWN	Contract No <b>PA4014</b>

Drawing Title <b>STRUCTURAL SH1 NB TO EWLINK WB OFF RAMP PLAN AND LONGSECTION - SHEET 01 OF 02</b>	Rev No. <b>2</b>
Drawing Number <b>AEE-S-052</b>	

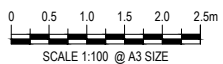




**S12** SECTION - SH1 NB RAMP TO EASTWEST LINK WB - TYPICAL CROSS SECTION (PILED)  
 AEE-S-051.S-052 SCALE 1:100 @ A3



LONGSECTION AT PIER  
 SCALE 1:100 @ A3



**FOR BOI ISSUE**

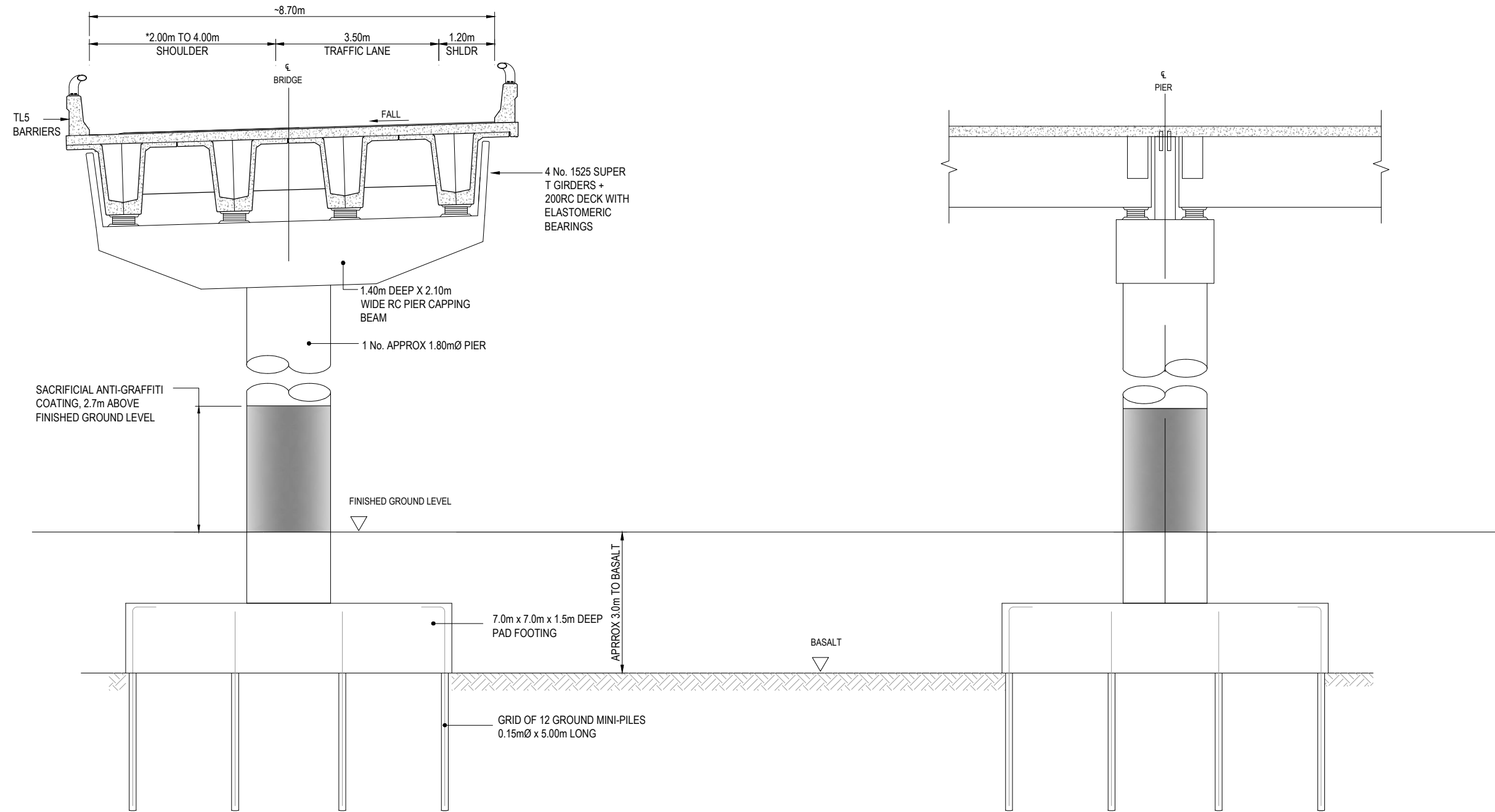
No.	Issued Status	Drawn	Check'd	App'd	Date
2	BOARD OF INQUIRY	RT	NN	JC	27.06.2017
1	ISSUED FOR CONSENT - GSR GRADE SEPARATION	AR	NN*	PK*	14.12.2016
0	ISSUED FOR CONSENT	AR	NN*	PK*	01.12.2016

**DISCLAIMER**  
 This drawing is for the purpose of supporting applications under the RMA for resource consents and designations. All information shown is subject to final design. Areas and measurements are subject to survey. Where the designs conflict with conditions the conditions will prevail. This Drawing **must not** be used for construction



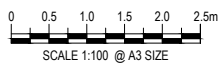
Drawn	A RAM	Drafting Check	J MURAHIDY	Reviewed Design Manager	N NANCEKIVELL	Approved Alliance Manager	J CALDWELL
Designed	O LUMB	Design Check	I BILLINGS		27.06.17		27.06.17
Scale:	Original Scale (A1)	Reduced Scale (A3)	AS SHOWN	Contract No	PA4014		

Drawing Title	STRUCTURAL SH1 NB TO EWLINK WB OFF RAMP TYPICAL CROSS SECTION - SHEET 01 OF 02		
Drawing Number	AEE-S-055		
Rev No.	2		



**S13** SECTION - SH1 NB RAMP TO EASTWEST LINK WB - TYPICAL CROSS SECTION (PAD FOOTINGS)  
AEE-S-056 SCALE 1:100 @ A3

LONGSECTION AT PIER  
 SCALE 1:100 @ A3



**FOR BOI ISSUE**

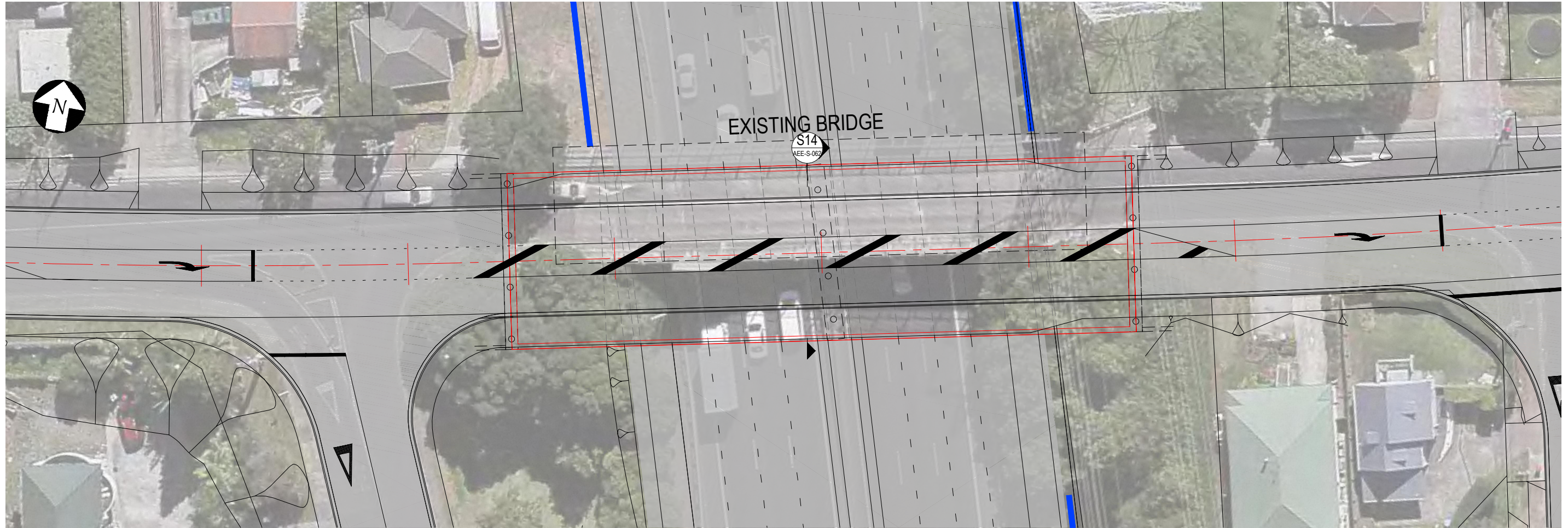
No.	Issued Status	Drawn	Check'd	App'd	Date
2	BOARD OF INQUIRY	RT	NN	JC	27.06.2017
1	ISSUED FOR CONSENT - GSR GRADE SEPARATION	AR	NN*	PK*	14.12.2016
0	ISSUED FOR CONSENT	AR	NN*	PK*	01.12.2016

**DISCLAIMER**  
 This drawing is for the purpose of supporting applications under the RMA for resource consents and designations. All information shown is subject to final design. Areas and measurements are subject to survey. Where the designs conflict with conditions the conditions will prevail. This Drawing **must not** be used for construction

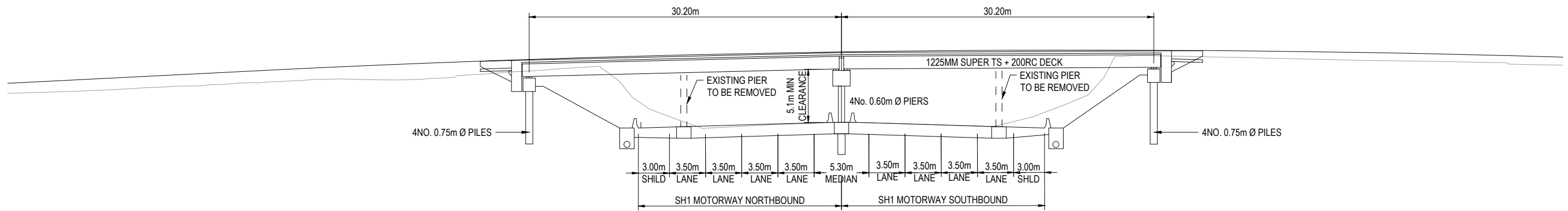


Drawn A RAM	Drafting Check J MURAHIDY	Reviewed Design Manager N NANCEKIVELL	Approved Alliance Manager J CALDWELL
Designed O LUMB	Design Check I BILLINGS	27.06.17	27.06.17
Scale: Original Scale (A1)	Reduced Scale (A3)	AS SHOWN	Contract No <b>PA4014</b>

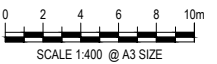
Drawing Title <b>STRUCTURAL SH1 NB TO EWLINK WB OFF RAMP TYPICAL CROSS SECTION - SHEET 2 OF 02</b>	Rev No. <b>2</b>
Drawing Number <b>AEE-S-056</b>	



PLAN  
SCALE 1:400 @ A3



LONG SECTION  
SCALE 1:400 @ A3



FOR BOI ISSUE

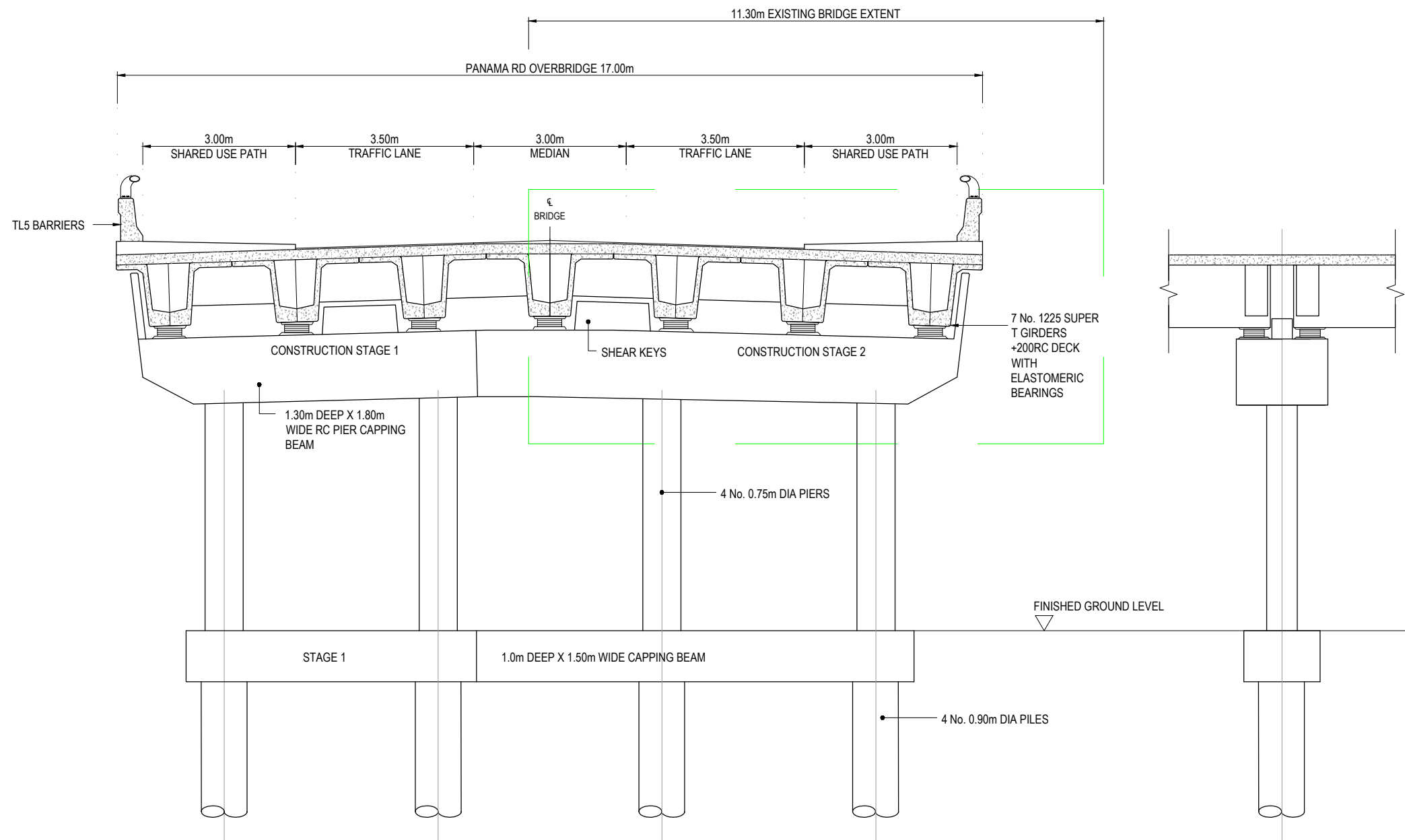
No.	Issued Status	Drawn	Check'd	App'd	Date
1	BOARD OF INQUIRY	RT	NN	JC	27.06.2017
0	ISSUED FOR CONSENT	AR	NN*	PK*	01.12.2016

**DISCLAIMER**  
This drawing is for the purpose of supporting applications under the RMA for resource consents and designations. All information shown is subject to final design. Areas and measurements are subject to survey. Where the designs conflict with conditions the conditions will prevail. This Drawing **must not** be used for construction



Drawn	A RAM	Drafting Check	J MURAHIDY	Reviewed	Design Manager	Approved	Alliance Manager
Designed	O LUMB	Design Check	I BILLINGS		N NANCEKIVELL		J CALDWELL
Scale:	Original Scale (A1)	Reduced Scale (A3)	AS SHOWN	Contract No	PA4014		

Drawing Title	STRUCTURAL PANAMA ROAD OVERBRIDGE PLAN AND LONGSECTION		
Drawing Number	AEE-S-061	Rev No.	1



**S14** SECTION - PANAMA RD BRIDGE - TYPICAL CROSS SECTION  
AEE-S-061 SCALE 1:100 @ A3



**FOR BOI ISSUE**

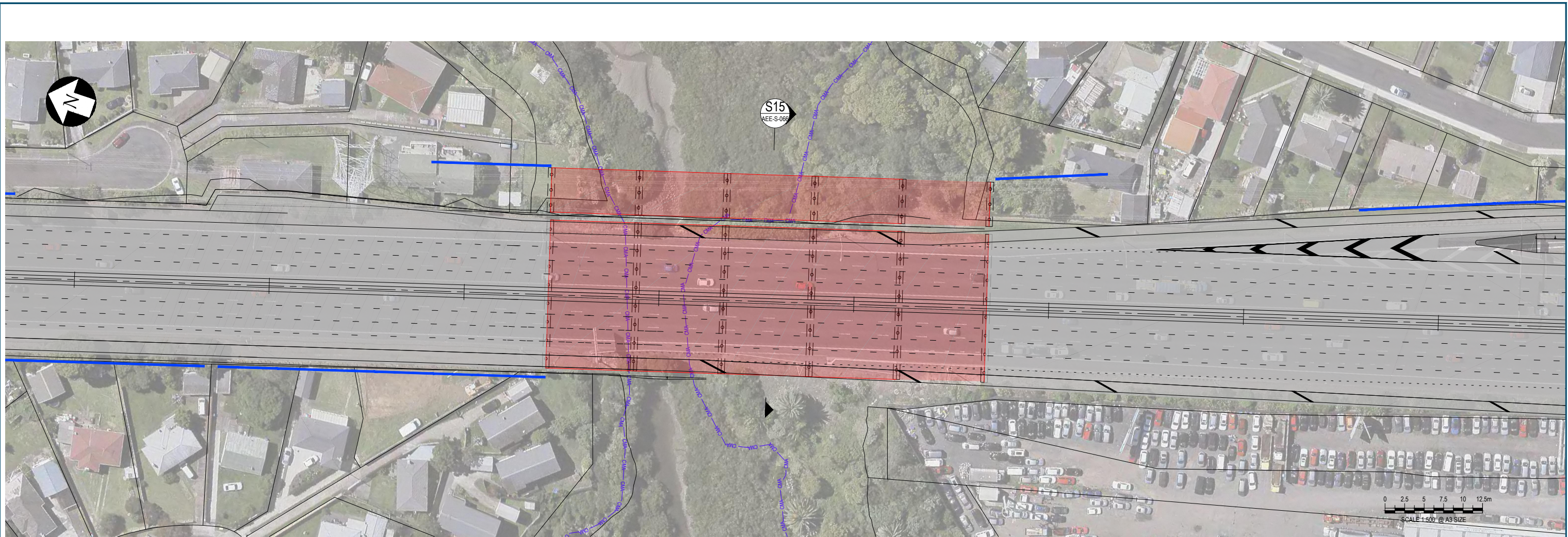
No.	Issued Status	Drawn	Check'd	App'd	Date
1	BOARD OF INQUIRY	RT	NN	JC	27.06.2017
0	ISSUED FOR CONSENT	AR	NN*	PK*	01.12.2016

**DISCLAIMER**  
 This drawing is for the purpose of supporting applications under the RMA for resource consents and designations. All information shown is subject to final design. Areas and measurements are subject to survey. Where the designs conflict with conditions the conditions will prevail. This Drawing **must not** be used for construction.

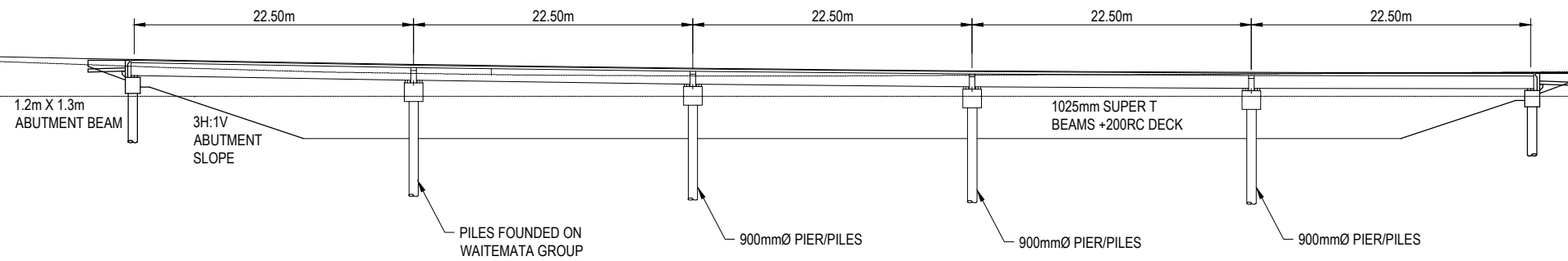


Drawn A RAM	Drafting Check J MURAHIDY	Reviewed Design Manager N NANCEKIVELL	Approved Alliance Manager J CALDWELL
Designed O LUMB	Design Check I BILLINGS	27.06.17	27.06.17
Scale: Original Scale (A1)	Reduced Scale (A3)	AS SHOWN	Contract No <b>PA4014</b>

Drawing Title <b>STRUCTURAL PANAMA ROAD OVERBRIDGE TYPICAL CROSS SECTION</b>	Rev No. 1
Drawing Number <b>AEE-S-062</b>	



PLAN  
SCALE 1:500 @ A3



LONG SECTION  
SCALE 1:250 @ A3

FOR BOI ISSUE

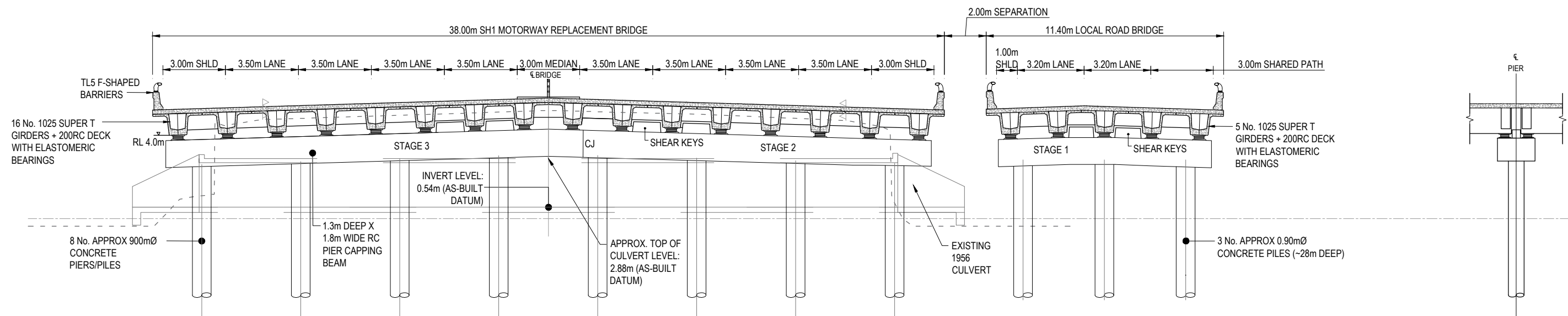
No.	Issued Status	Drawn	Check'd	App'd	Date
1	BOARD OF INQUIRY	RT	NN	JC	27.06.2017
0	ISSUED FOR CONSENT	AR	NN*	PK*	01.12.2016

**DISCLAIMER**  
This drawing is for the purpose of supporting applications under the RMA for resource consents and designations. All information shown is subject to final design. Areas and measurements are subject to survey. Where the designs conflict with conditions the conditions will prevail. This Drawing **must not** be used for construction

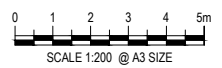


Drawn A RAM	Drafting Check J MURAHIDY	Reviewed Design Manager N NANCEKIVELL	Approved Alliance Manager J CALDWELL
Designed O LUMB	Design Check I BILLINGS	27.06.17	27.06.17
Scale: Original Scale (A1)	Reduced Scale (A3)	AS SHOWN	Contract No PA4014

Drawing Title STRUCTURAL OTAHUHU CREEK PLAN AND LONGSECTION	Rev No. 1
Drawing Number AEE-S-065	



S15 SECTION - OTAHUHU CREEK BRIDGE - TYPICAL CROSS SECTION  
 AEE-S-065 SCALE 1:200 @ A3



FOR BOI ISSUE

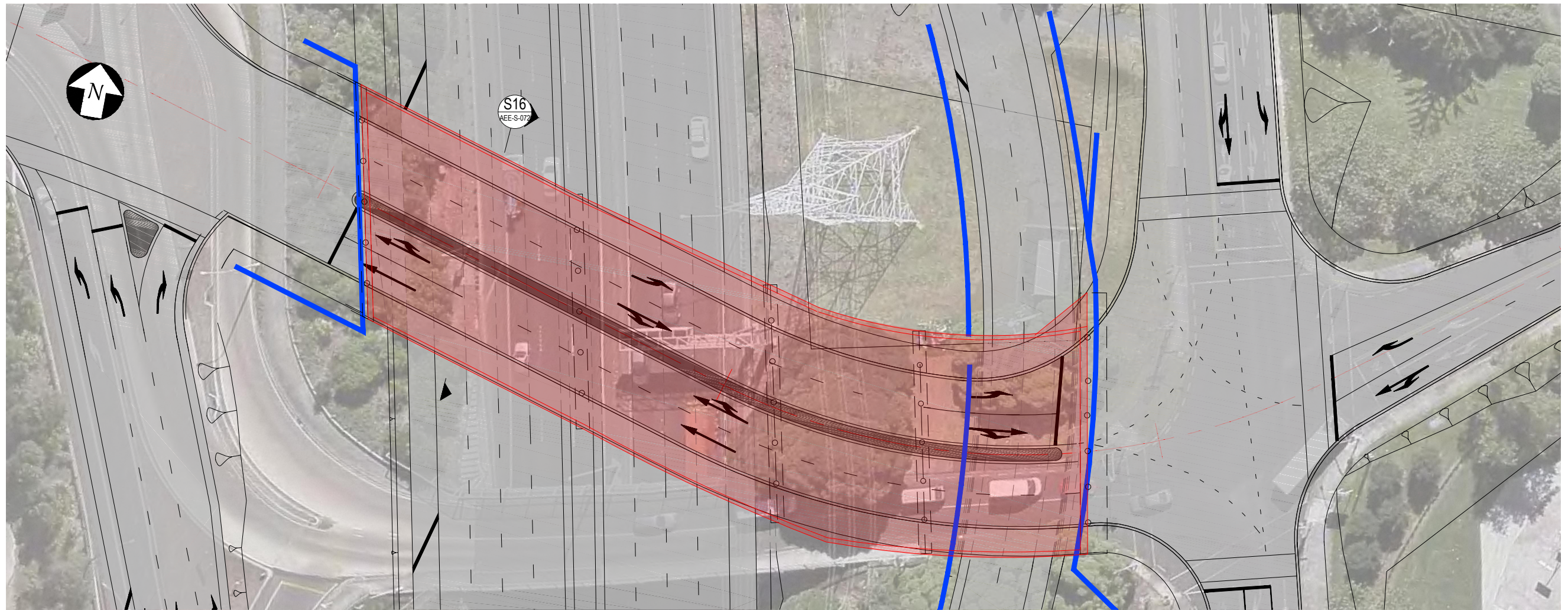
No.	Issued Status	Drawn	Check'd	App'd	Date
1	BOARD OF INQUIRY	RT	NN	JC	27.06.2017
0	ISSUED FOR CONSENT	AR	NN*	PK*	01.12.2016

**DISCLAIMER**  
 This drawing is for the purpose of supporting applications under the RMA for resource consents and designations. All information shown is subject to final design. Areas and measurements are subject to survey. Where the designs conflict with conditions the conditions will prevail. This Drawing **must not** be used for construction



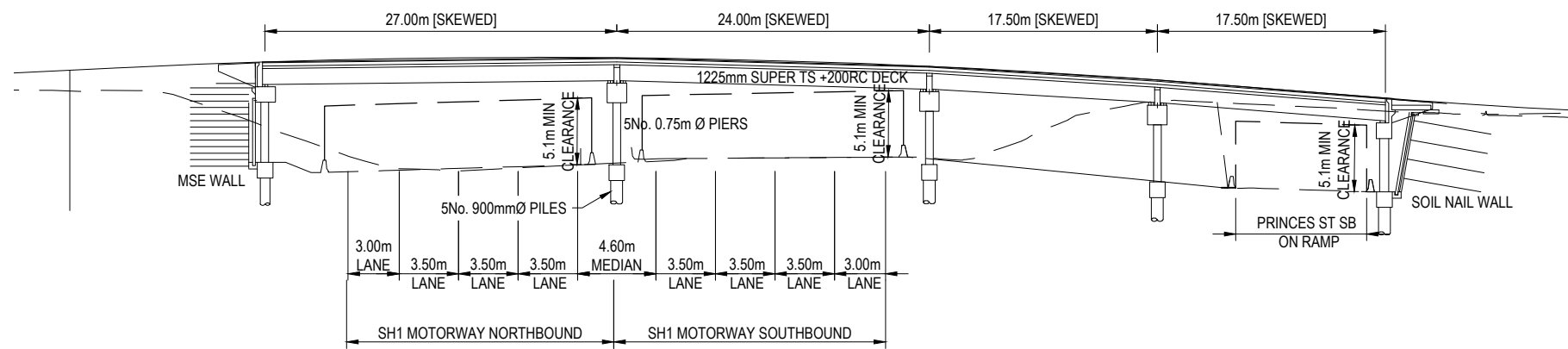
Drawn A RAM	Drafting Check J MURAHIDY	Reviewed Design Manager N NANCEKIVELL 27.06.17	Approved Alliance Manager J CALDWELL 27.06.17
Designed O LUMB	Design Check I BILLINGS	Contract No PA4014	
Scale: Original Scale (A1)	Reduced Scale (A3)	AS SHOWN	

Drawing Title STRUCTURAL OTAHUHU CREEK TYPICAL CROSS SECTION	Rev No. 1
Drawing Number AEE-S-066	



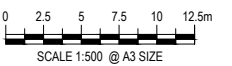
**PLAN**

SCALE 1:500 @ A3



**LONG SECTION**

SCALE 1:500 @ A3



**FOR BOI ISSUE**

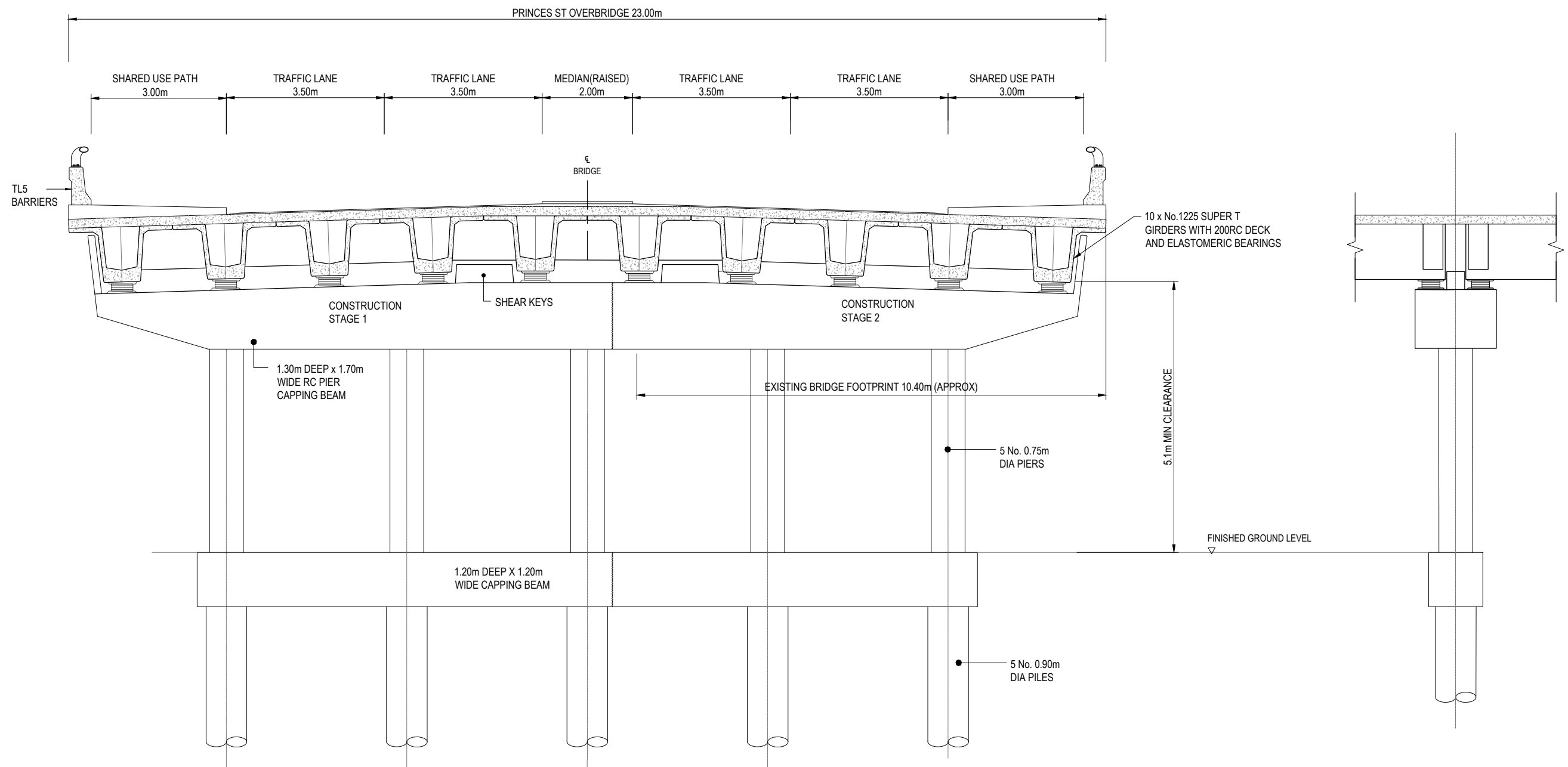
No.	Issued Status	Drawn	Check'd	App'd	Date
1	BOARD OF INQUIRY	RT	NN	JC	27.06.2017
0	ISSUED FOR CONSENT	AR	NN*	PK*	01.12.2016

**DISCLAIMER**  
 This drawing is for the purpose of supporting applications under the RMA for resource consents and designations. All information shown is subject to final design. Areas and measurements are subject to survey. Where the designs conflict with conditions the conditions will prevail. This Drawing **must not** be used for construction



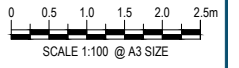
Drawn A RAM	Drafting Check J MURAHIDY	Reviewed Design Manager N NANCEKIVELL 27.06.17	Approved Alliance Manager J CALDWELL 27.06.17
Designed O LUMB	Design Check I BILLINGS	Contract No <b>PA4014</b>	
Scale: Original Scale (A1)	Reduced Scale (A3)	AS SHOWN	

Drawing Title <b>STRUCTURAL PRINCES ST OVERBRIDGE PLAN AND LONGSECTION</b>	Rev No. <b>1</b>
Drawing Number <b>AEE-S-071</b>	



**S16** SECTION - PRINCES ST OVERBRIDGE - TYPICAL CROSS SECTION  
AEE-S-071 SCALE 1:100 @ A3

**LONGSECTION AT PIER**  
AEE-S-072 SCALE 1:100 @ A3



No.	Issued Status	Drawn	Check'd	App'd	Date
1	BOARD OF INQUIRY	RT	NN	JC	27.06.2017
0	ISSUED FOR CONSENT	AR	NN*	PK*	01.12.2016

**DISCLAIMER**  
 This drawing is for the purpose of supporting applications under the RMA for resource consents and designations. All information shown is subject to final design. Areas and measurements are subject to survey. Where the designs conflict with conditions the conditions will prevail. This Drawing **must not** be used for construction.

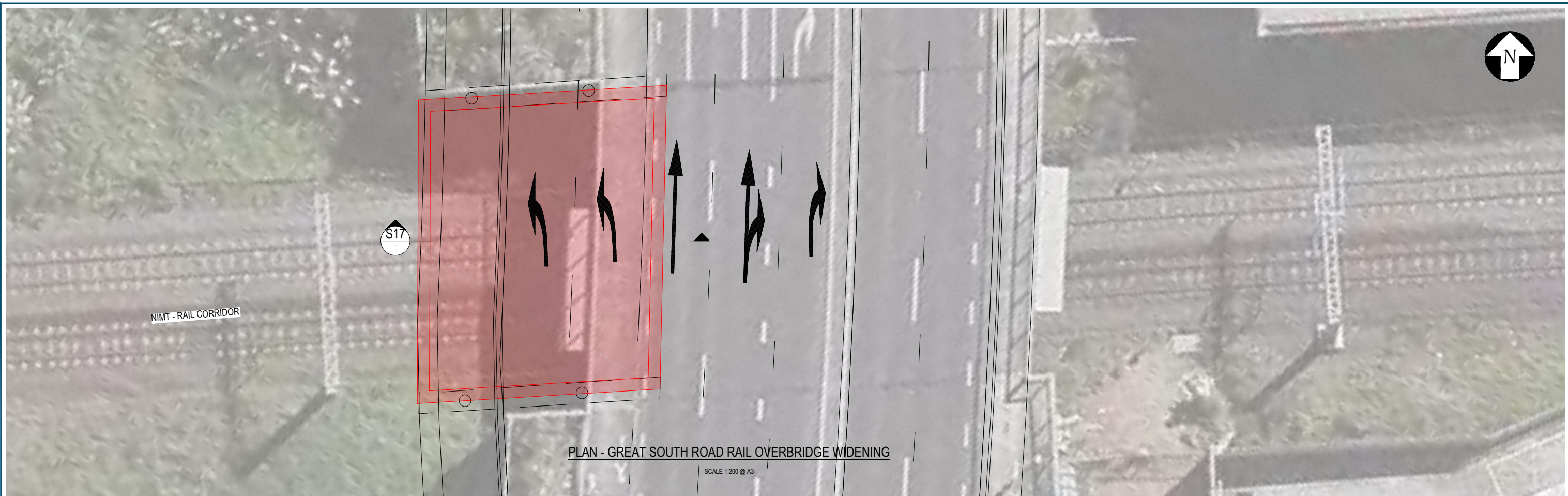


Drawn A RAM	Drafting Check J MURAHIDY	Reviewed Design Manager N NANCEKIVELL	Approved Alliance Manager J CALDWELL
Designed O LUMB	Design Check I BILLINGS	27.06.17	27.06.17
Scale: Original Scale (A1)	Reduced Scale (A3)	AS SHOWN	Contract No <b>PA4014</b>

Drawing Title <b>STRUCTURAL PRINCES ST OVERBRIDGE TYPICAL CROSS SECTION</b>	Rev No. 1
Drawing Number <b>AEE-S-072</b>	

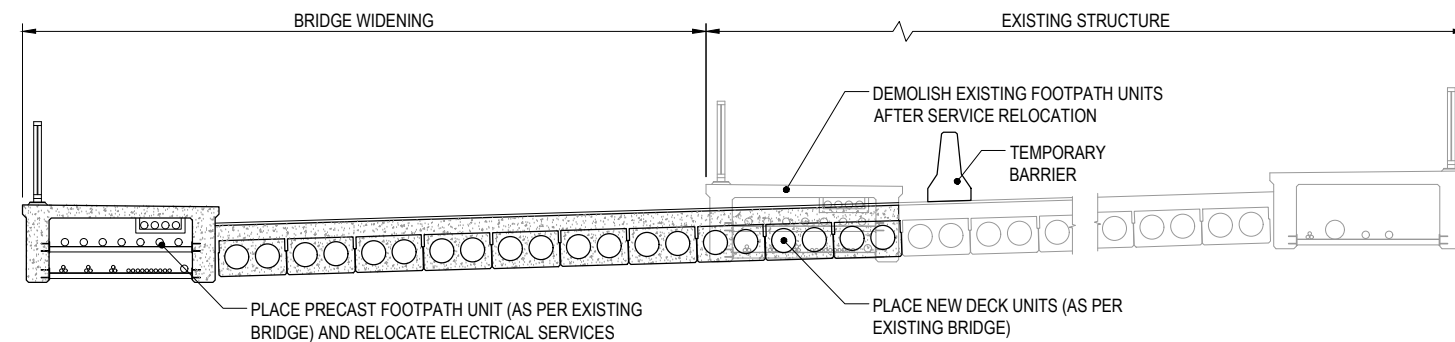
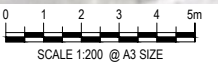
**FOR BOI ISSUE**





PLAN - GREAT SOUTH ROAD RAIL OVERBRIDGE WIDENING

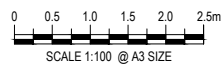
SCALE 1:200 @ A3



S17 SECTION - GREAT SOUTH ROAD RAIL OVERBRIDGE WIDENING

AEE-C-300.AEE-S-81

SCALE 1:100 @ A3



2	BOARD OF INQUIRY	RT	NN	JC	27.06.2017
1	ISSUED FOR CONSENT - GSR GRADE SEPARATION	AR	NN*	PK*	14.12.2016
0	ISSUED FOR CONSENT	AR	NN*	PK*	01.12.2016
No.	Issued Status	Drawn	Check'd	App'd	Date

**DISCLAIMER**  
 This drawing is for the purpose of supporting applications under the RMA for resource consents and designations. All information shown is subject to final design. Areas and measurements are subject to survey. Where the designs conflict with conditions the conditions will prevail. This Drawing **must not** be used for construction



**East West Link**

Drawn	A RAM	Drafting Check	J MURAHIDY	Reviewed Design Manager	N NANCEKIVELL	Approved Alliance Manager	J CALDWELL
Designed	O LUMB	Design Check	I BILLINGS		27.06.17		27.06.17
Scale:	Original Scale (A1)	Reduced Scale (A3)	AS SHOWN	Contract No	PA4014		

Drawing Title	STRUCTURAL GREAT SOUTH ROAD RAIL OVERBRIDGE WIDENING PLAN AND SECTION		
Drawing Number	AEE-S-081	Rev No.	2