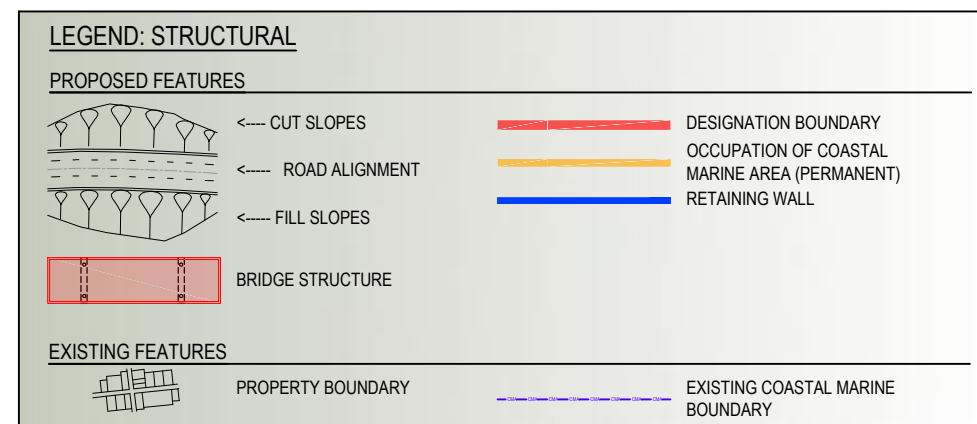


PLAN SET 8 STRUCTURAL

EAST WEST LINK DRAWING REGISTER							
DWG NUMBER	DRAWING TITLE	CURRENT REVISION	DATE AND REVISION				
			1/12/2016	14/12/2016	7/04/2017	23/05/2017	27/06/2017
	PLAN SET 8 - STRUCTURAL						
AEE-S-001	STRUCTURAL - EAST WEST LINK - DRAWING INDEX, NOTES AND LEGEND	2	0	1			2
AEE-S-010	STRUCTURAL - KEY PLAN	2	0	1			2
AEE-S-011	STRUCTURAL - SH20/ NEILSON ST INTERCHANGE OVERBRIDGE - PLAN AND LONG SECTION	1	0				1
AEE-S-012	STRUCTURAL - SH20/ NEILSON ST INTERCHANGE OVERBRIDGE - TYPICAL CROSS SECTION	1	0				1
AEE-S-014	STRUCTURAL - ONEHUNGA HARBOUR ROAD PEDESTRIAN/CYCLE BRIDGE - PLAN	1	0				1
AEE-S-015	STRUCTURAL - ALFRED STREET PEDESTRIAN/CYCLE BRIDGE - PLAN	1	0				1
AEE-S-016	STRUCTURAL - NEILSON STREET/ ONEHUNGA WHARF TRENCH - PLAN AND LONG SECTION	1	0				1
AEE-S-017	STRUCTURAL - NEILSON STREET/ ONEHUNGA WHARF TRENCH - TYPICAL CROSS SECTIONS - SHEET 1	1	0				1
AEE-S-018	STRUCTURAL - NEILSON STREET/ ONEHUNGA WHARF TRENCH - TYPICAL CROSS SECTIONS - SHEET 2	1	0				1
AEE-S-021	STRUCTURAL - ANNS CREEK VIADUCT - WEST - PLAN AND LONG SECTION - SHEET 1	1	0				1
AEE-S-022	STRUCTURAL - ANNS CREEK VIADUCT - WEST - PLAN AND LONG SECTION - SHEET 2	1	0				1
AEE-S-023	STRUCTURAL - ANNS CREEK VIADUCT - WEST - PLAN AND LONG SECTION - SHEET 3	1	0				1
AEE-S-024	STRUCTURAL - ANNS CREEK VIADUCT - EAST - PLAN AND LONG SECTION - SHEET 4	2	0	1			2
AEE-S-025	STRUCTURAL - ANNS CREEK VIADUCT - EAST - PLAN AND LONG SECTION - SHEET 5	2	0	1			2
AEE-S-031	STRUCTURAL - ANNS CREEK VIADUCT - TYPICAL CROSS SECTION - CONCRETE - SHEET 1	1	0				1
AEE-S-032	STRUCTURAL - ANNS CREEK VIADUCT - TYPICAL CROSS SECTION - CONCRETE - SHEET 2	2	0	1			2
AEE-S-033	STRUCTURAL - ANNS CREEK VIADUCT - TYPICAL CROSS SECTION - STEEL	2	0	1			2
AEE-S-041	STRUCTURAL - EWLINK EB TO SH1 SB ON RAMP PLAN AND LONG SECTION - SHEET 1	2	0	1			2
AEE-S-042	STRUCTURAL - EWLINK EB TO SH1 SB ON RAMP PLAN AND LONG SECTION - SHEET 2	2	0	1			2
AEE-S-043	STRUCTURAL - EWLINK EB TO SH1 SB ON RAMP PLAN AND LONG SECTION - SHEET 3	2	0	1			2
AEE-S-045	STRUCTURAL - EWLINK EB TO SH1 SB ON RAMP TYPICAL CROSS SECTION - CONCRETE	2	0	1			2
AEE-S-046	STRUCTURAL - EWLINK EB TO SH1 SB ON RAMP TYPICAL CROSS SECTION - STEEL	2	0	1			2
AEE-S-051	STRUCTURAL - SH1 NB TO EWLINK WB OFF RAMP - PLAN AND LONG SECTION - SHEET 1	2	0	1			2
AEE-S-052	STRUCTURAL - SH1 NB TO EWLINK WB OFF RAMP - PLAN AND LONG SECTION - SHEET 2	2	0	1			2
AEE-S-055	STRUCTURAL - SH1 NB TO EWLINK WB OFF RAMP - TYPICAL CROSS SECTION - SHEET 1	2	0	1			2
AEE-S-056	STRUCTURAL - SH1 NB TO EWLINK WB OFF RAMP - TYPICAL CROSS SECTION - SHEET 2	2	0	1			2

EAST WEST LINK DRAWING REGISTER							
DWG NUMBER	DRAWING TITLE	CURRENT REVISION	DATE AND REVISION				
			1/12/2016	14/12/2016	7/04/2017	23/05/2017	27/06/2017
AEE-S-061	STRUCTURAL - PANAMA ROAD OVERBRIDGE - PLAN AND LONG SECTION	1	0				1
AEE-S-062	STRUCTURAL - PANAMA ROAD OVERBRIDGE - TYPICAL CROSS SECTION	1	0				1
AEE-S-065	STRUCTURAL - OTAHUHU CREEK - PLAN AND LONG SECTION	1	0				1
AEE-S-066	STRUCTURAL - OTAHUHU CREEK - TYPICAL CROSS SECTION	1	0				1
AEE-S-071	STRUCTURAL - PRINCES STREET OVERBRIDGE - PLAN AND LONG SECTION	1	0				1
AEE-S-072	STRUCTURAL - PRINCES STREET OVERBRIDGE - TYPICAL CROSS SECTION	1	0				1
AEE-S-081	STRUCTURAL - GREAT SOUTH ROAD RAIL OVERBRIDGE WIDENING - PLAN AND CROSS SECTION	1	0	1			1



FOR BOI ISSUE

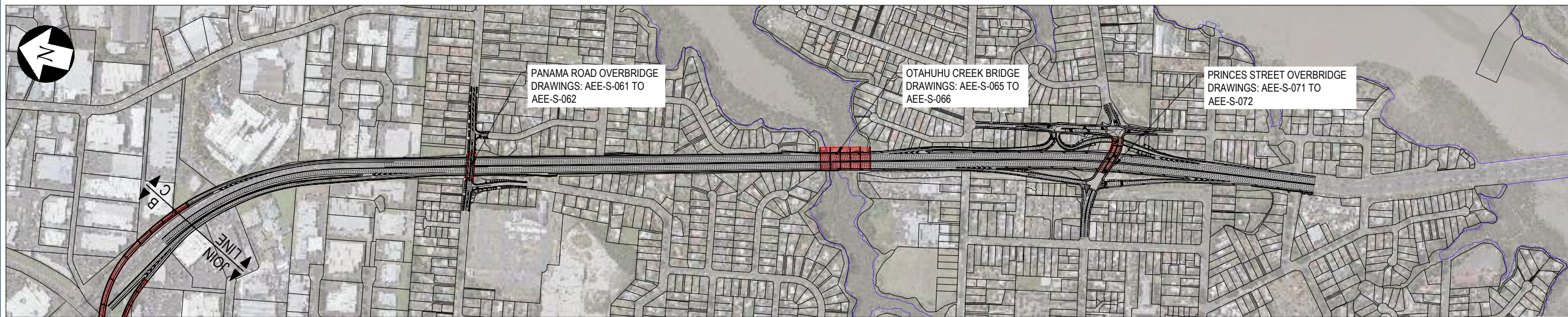
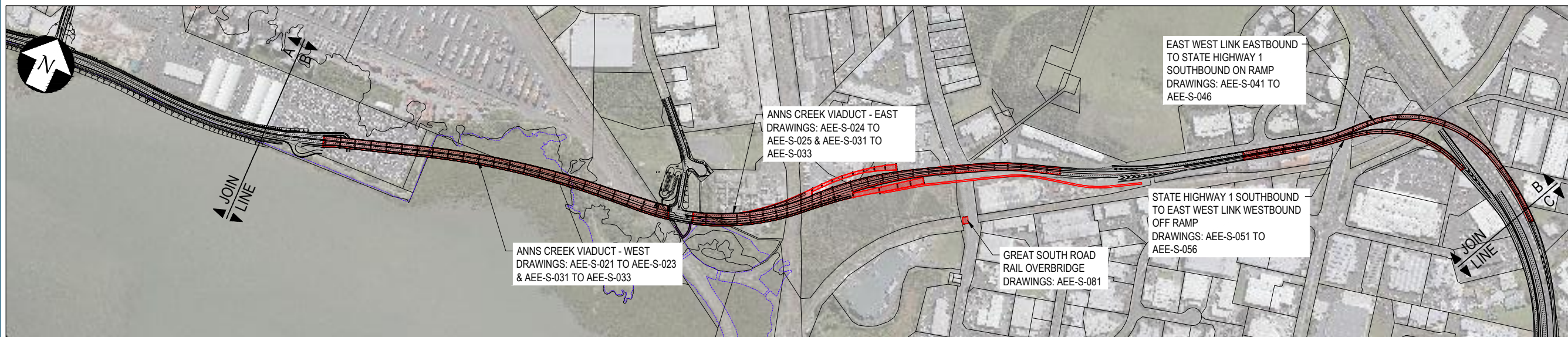
No.	Issued Status	Drawn	Check'd	App'd	Date
2	BOARD OF INQUIRY	RT	NN	JC	27.06.2017
1	ISSUED FOR CONSENT - GSR GRADE SEPARATION	AR	NN*	PK*	14.12.2016
0	ISSUED FOR CONSENT	AR	NN*	PK*	01.12.2016

DISCLAIMER
This drawing is for the purpose of supporting applications under the RMA for resource consents and designations. All information shown is subject to final design. Areas and measurements are subject to survey. Where the designs conflict with conditions the conditions will prevail. This Drawing **must not** be used for construction



Drawn A RAM	Drafting Check J MURAHIDY	Reviewed Design Manager N NANCEKIVELL	Approved Alliance Manager J CALDWELL
Designed O LUMB	Design Check J MURAHIDY	27.06.17	27.06.17
Scale: Original Scale (A1)	Reduced Scale (A3)	AS SHOWN	Contract No PA4014

Drawing Title STRUCTURAL DRAWING INDEX, NOTES AND LEGEND	Rev No. 2
Drawing Number AEE-S-001	



No.	Issued Status	Drawn	Check'd	App'd	Date
2	BOARD OF INQUIRY	RT	NN	JC	27.06.2017
1	ISSUED FOR CONSENT - GSR GRADE SEPARATION	AR	NN*	PK*	14.12.2016
0	ISSUED FOR CONSENT	AR	NN*	PK*	01.12.2016

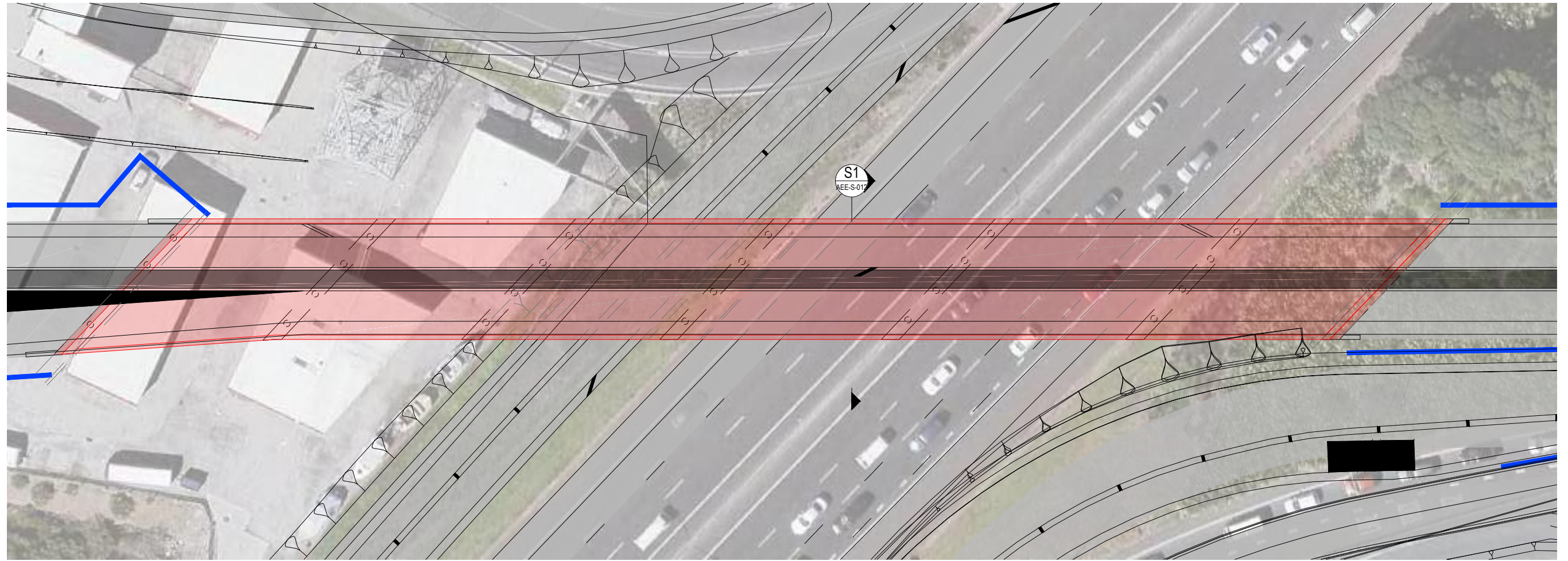
DISCLAIMER
 This drawing is for the purpose of supporting applications under the RMA for resource consents and designations. All information shown is subject to final design. Areas and measurements are subject to survey. Where the design conflict with conditions the conditions will prevail. This Drawing **must not** be used for construction



Drawn	A RAM	Drafting Check	J MURAHIDY	Reviewed Design Manager	N NANCEKIVELL	Approved Alliance Manager	J CALDWELL
Designed	O LUMB	Design Check	J MURAHIDY		27.06.17		27.06.17
Scale:	Original Scale (A1)	Reduced Scale (A3)	AS SHOWN	Contract No		PA4014	

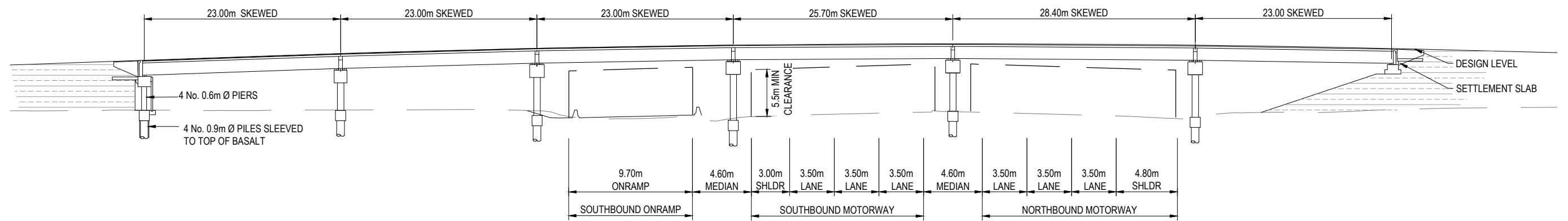
Drawing Title	STRUCTURAL KEY PLAN	
Drawing Number	AEE-S-010	Rev No.
		2

FOR BOI ISSUE



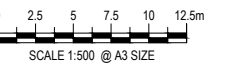
PLAN

SCALE 1:500 @ A3



LONG SECTION

SCALE 1:500 @ A3



FOR BOI ISSUE

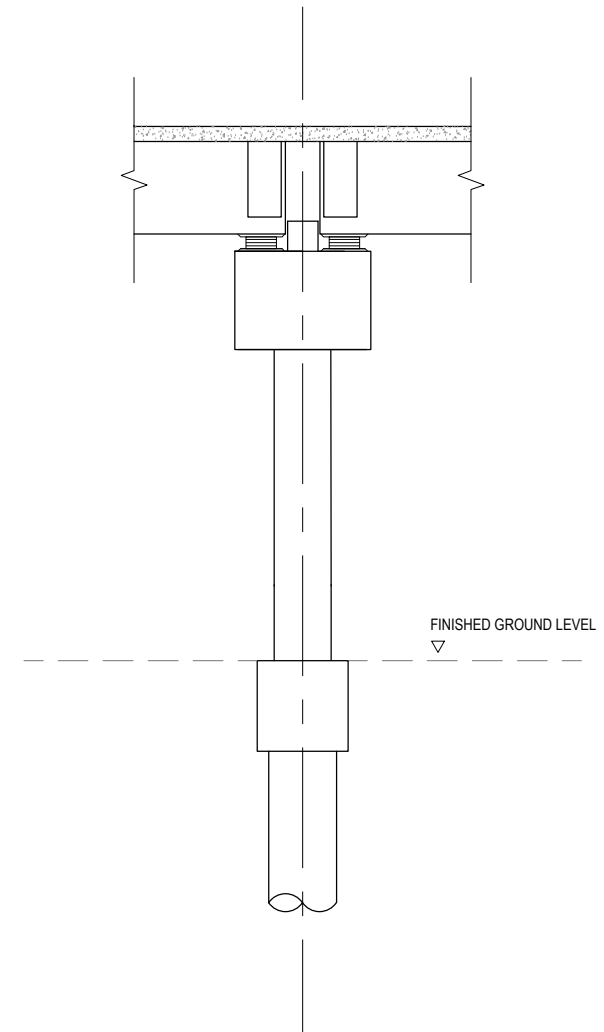
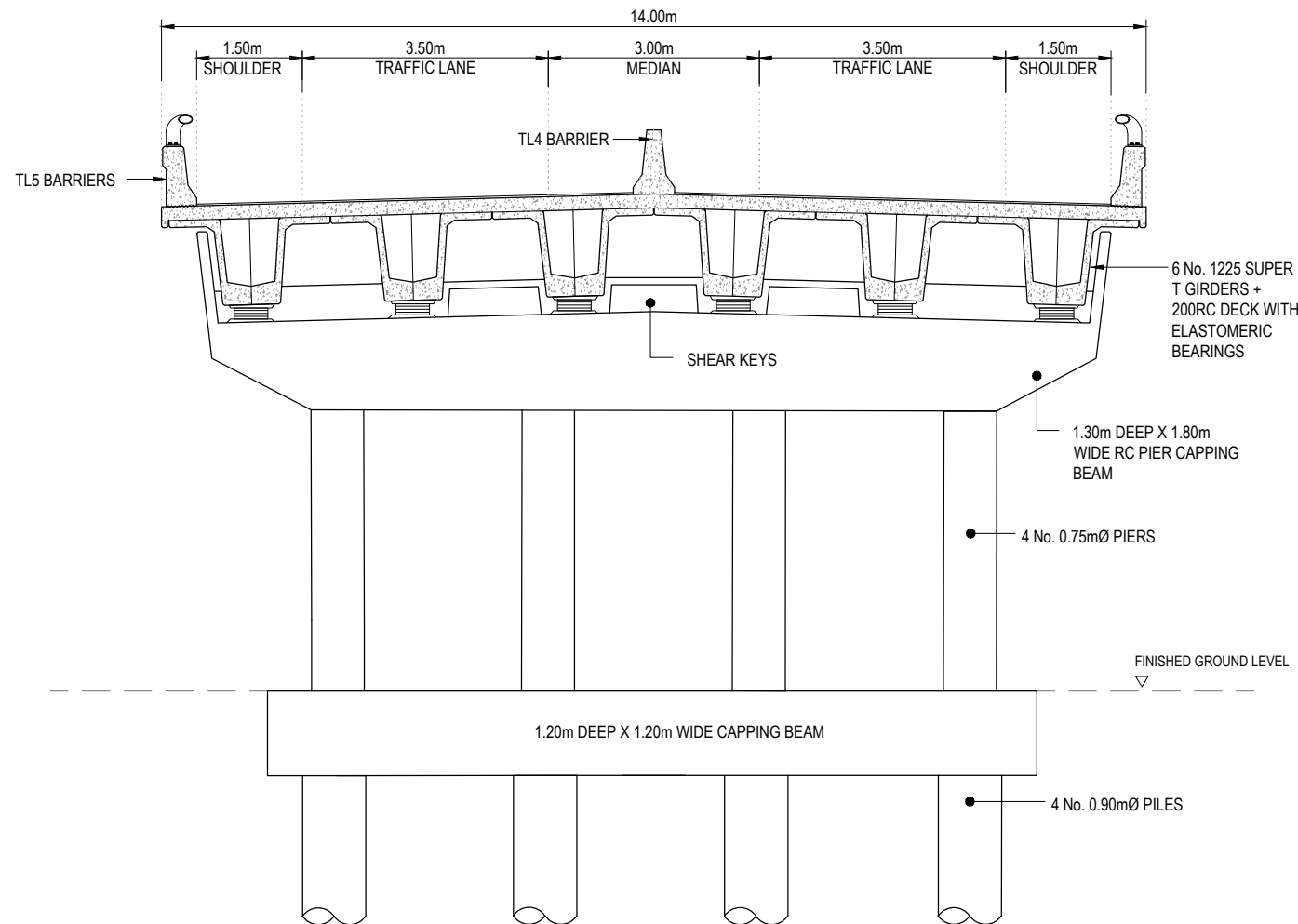
No.	Issued Status	Drawn	Check'd	App'd	Date
1	BOARD OF INQUIRY	RT	NN	JC	27.06.2017
0	ISSUED FOR CONSENT	AR	NN*	PK*	01.12.2016

DISCLAIMER
 This drawing is for the purpose of supporting applications under the RMA for resource consents and designations. All information shown is subject to final design. Areas and measurements are subject to survey. Where the designs conflict with conditions the conditions will prevail. This Drawing **must not** be used for construction



Drawn A RAM	Drafting Check J MURAHIDY	Reviewed Design Manager N NANCEKIVELL 27.06.17	Approved Alliance Manager J CALDWELL 27.06.17
Designed O LUMB	Design Check I BILLINGS	Contract No PA4014	
Scale: Original Scale (A1)	Reduced Scale (A3)	AS SHOWN	

Drawing Title STRUCTURAL SH20/ NELSON ST INTERCHANGE OVERBRIDGE PLAN AND LONG SECTION	Drawing Number AEE-S-011	Rev No. 1
--	-----------------------------	--------------



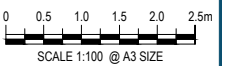
S1
AEE-S-011

TYPICAL CROSS SECTION
SH20/ NEILSON STREET INTERCHANGE OVERBRIDGE

SCALE 1:100 @ A3

SECTION ALONG PIER

SCALE 1:100 @ A3



No.	Issued Status	Drawn	Check'd	App'd	Date
1	BOARD OF INQUIRY	RT	NN	JC	27.06.2017
0	ISSUED FOR CONSENT	AR	NN*	PK*	01.12.2016


DISCLAIMER
This drawing is for the purpose of supporting applications under the RMA for resource consents and designations. All information shown is subject to final design. Areas and measurements are subject to survey. Where the designs conflict with conditions the conditions will prevail. This Drawing **must not** be used for construction.



Drawn A RAM	Drafting Check J MURAHIDY	Reviewed Design Manager N NANCEKIVELL	Approved Alliance Manager J CALDWELL
Designed O LUMB	Design Check I BILLINGS	27.06.17	27.06.17
Scale: Original Scale (A1)	Reduced Scale (A3)	AS SHOWN	Contract No PA4014

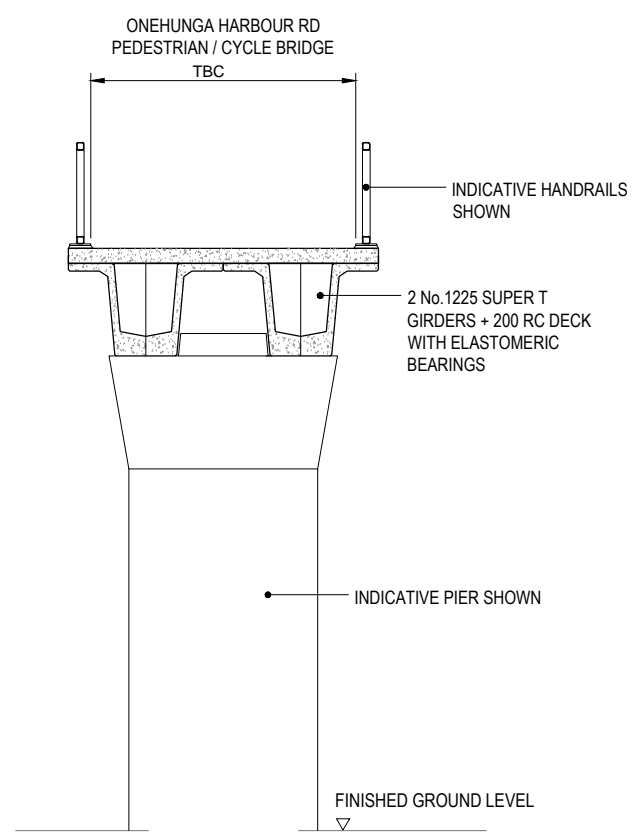
Drawing Title STRUCTURAL SH20/ NELSON ST INTERCHANGE OVERBRIDGE TYPICAL CROSS SECTION	Rev No. 1
Drawing Number AEE-S-012	

FOR BOI ISSUE



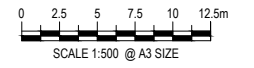
PLAN

SCALE 1:500 @ A3



S2A SECTION -ONEHUNGA HARBOUR ROAD PEDESTRIAN / CYCLE BRIDGE

SCALE 1 : 100 @ A3



FOR BOI ISSUE

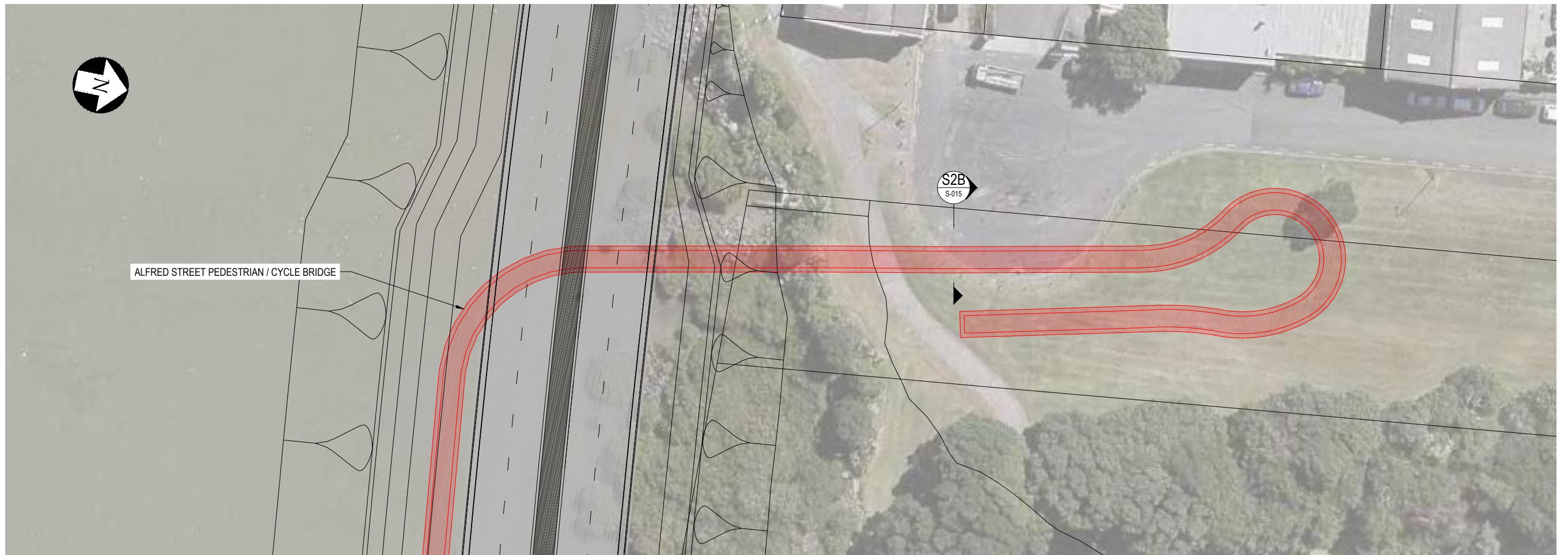
No.	Issued Status	Drawn	Check'd	App'd	Date
1	BOARD OF INQUIRY	RT	NN	JC	27.06.2017
0	ISSUED FOR CONSENT	AR	NN*	PK*	01.12.2016

DISCLAIMER
 This drawing is for the purpose of supporting applications under the RMA for resource consents and designations. All information shown is subject to final design. Areas and measurements are subject to survey. Where the designs conflict with conditions the conditions will prevail. This Drawing **must not** be used for construction



Drawn A RAM	Drafting Check J MURAHIDY	Reviewed Design Manager N NANCEKIVELL	Approved Alliance Manager J CALDWELL
Designed O LUMB	Design Check I BILLINGS	27.06.17	27.06.17
Scale: Original Scale (A1)	Reduced Scale (A3)	AS SHOWN	Contract No PA4014

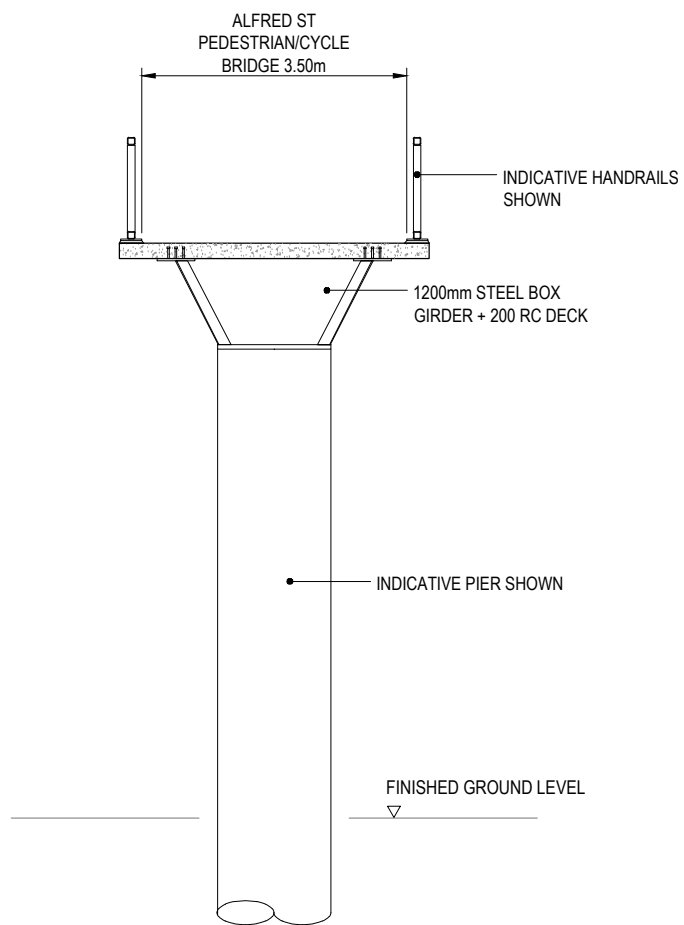
Drawing Title STRUCTURAL ONEHUNGA HARBOUR ROAD PEDESTRIAN BRIDGE PLAN	Rev No. 1
Drawing Number AEE-S-014	



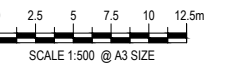
ALFRED STREET PEDESTRIAN / CYCLE BRIDGE

PLAN

SCALE 1:500 @ A3



S2B SECTION - ALFRED STREET PEDESTRIAN / CYCLE BRIDGE
SCALE 1:100 @ A3



FOR BOI ISSUE

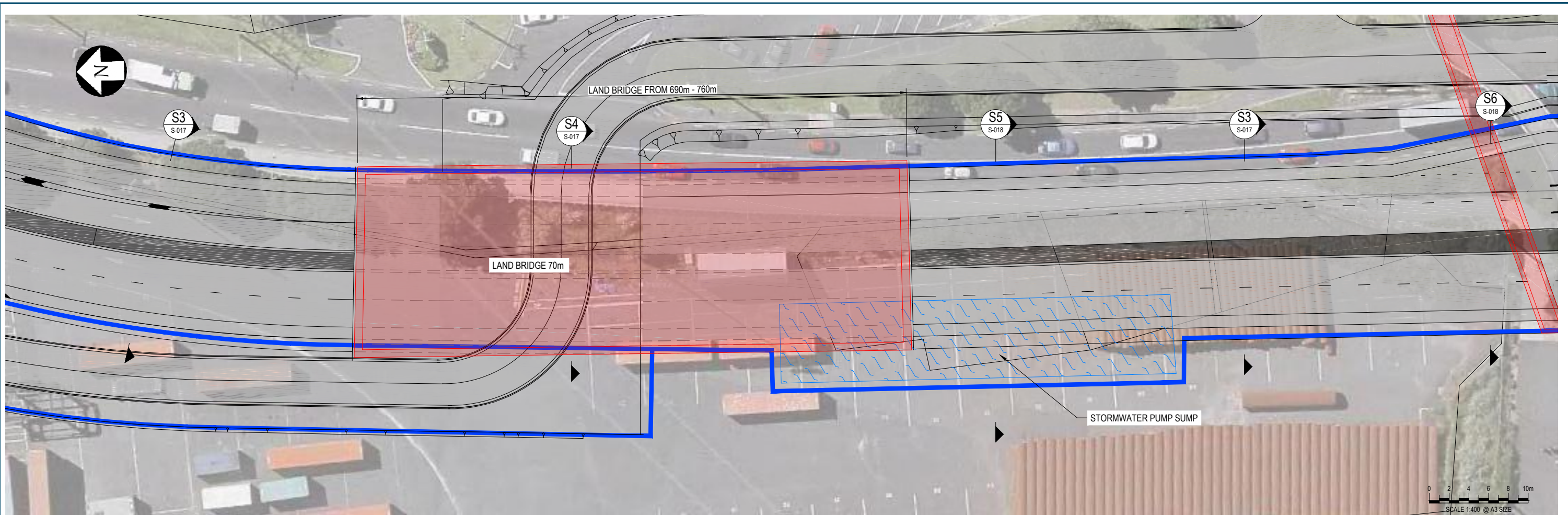
No.	Issued Status	Drawn	Check'd	App'd	Date
1	BOARD OF INQUIRY	RT	NN	JC	27.06.2017
0	ISSUED FOR CONSENT	AR	NN*	PK*	01.12.2016

DISCLAIMER
This drawing is for the purpose of supporting applications under the RMA for resource consents and designations. All information shown is subject to final design. Areas and measurements are subject to survey. Where the designs conflict with conditions the conditions will prevail. This Drawing **must not** be used for construction



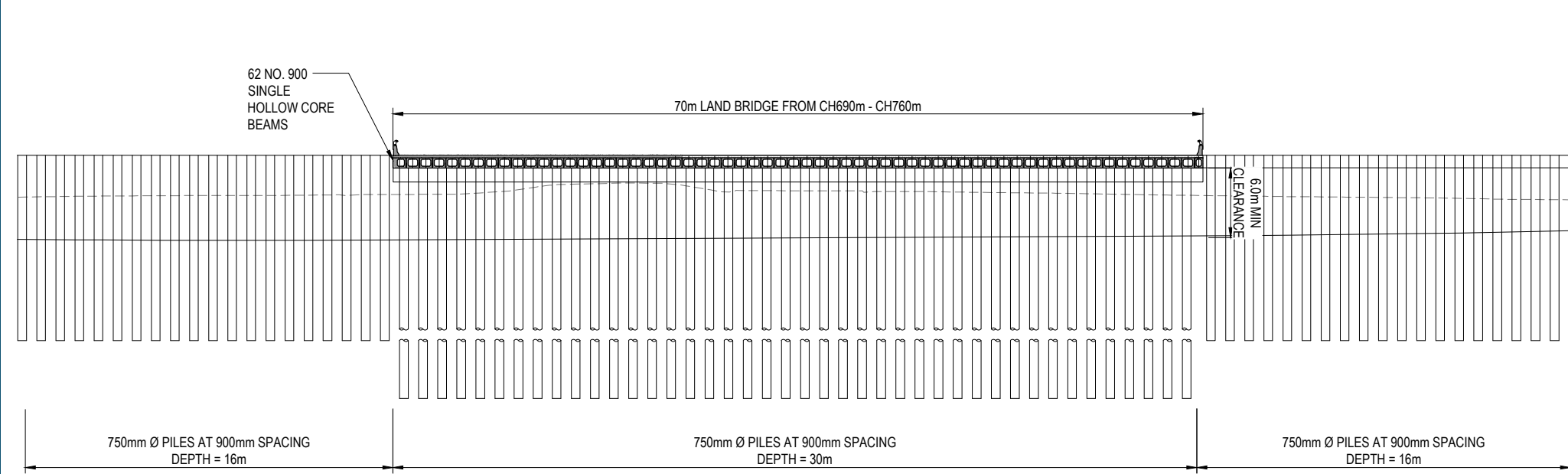
Drawn	A RAM	Drafting Check	J MURAHIDY	Reviewed Design Manager	N NANCEKIVELL	Approved Alliance Manager	J CALDWELL
Designed	O LUMB	Design Check	I BILLINGS		27.06.17		27.06.17
Scale:	Original Scale (A1)	Reduced Scale (A3)	AS SHOWN	Contract No		PA4014	

Drawing Title	STRUCTURAL ALFRED STREET PEDESTRIAN BRIDGE PLAN	
Drawing Number	AEE-S-015	Rev No. 1



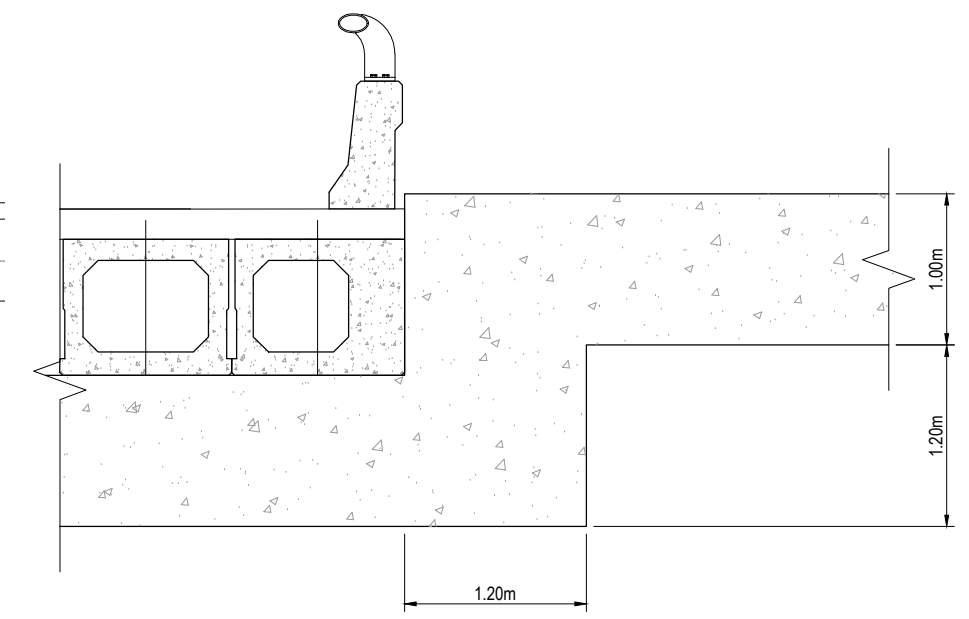
PLAN

SCALE 1:400 @ A3



NORTH WALL LONG SECTION

SCALE 1:200 @ A3



NOTH WALL DETAIL

SCALE 1:25 @ A3



No.	Issued Status	Drawn	Check'd	App'd	Date
1	BOARD OF INQUIRY	RT	NN	JC	27.06.2017
0	ISSUED FOR CONSENT	AR	NN*	PK*	01.12.2016

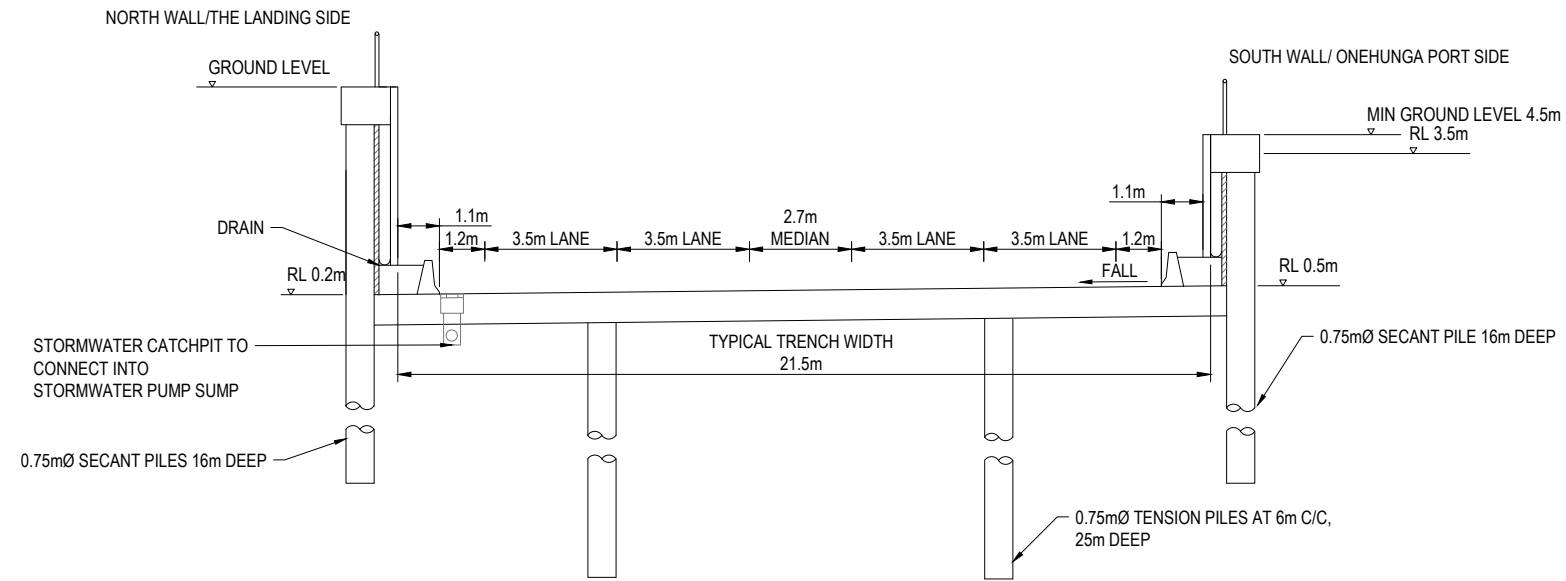
DISCLAIMER
 This drawing is for the purpose of supporting applications under the RMA for resource consents and designations. All information shown is subject to final design. Areas and measurements are subject to survey. Where the designs conflict with conditions the conditions will prevail. This Drawing **must not** be used for construction



Drawn	A RAM	Drafting Check	J MURAHIDY	Reviewed Design Manager	N NANCEKIVELL	Approved Alliance Manager	J CALDWELL
Designed	O LUMB	Design Check	I BILLINGS		27.06.17		27.06.17
Scale:	Original Scale (A1)	Reduced Scale (A3)	AS SHOWN	Contract No	PA4014		

Drawing Title	STRUCTURAL NEILSON ST/ ONEHUNGA WHARF TRENCH PLAN AND LONG SECTION		
Drawing Number	AEE-S-016		
Rev No.	1		

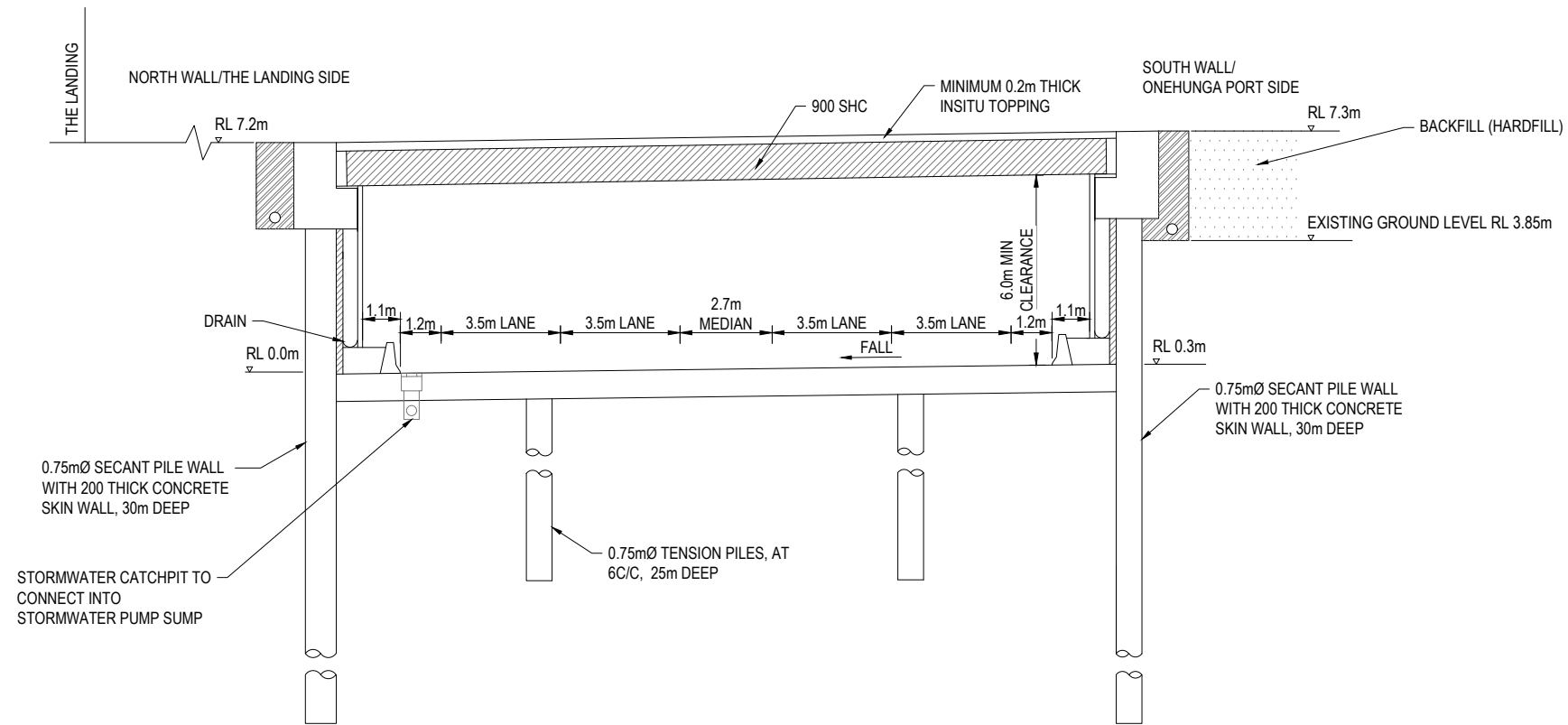
FOR BOI ISSUE



S3 EWL TRENCH - TYPICAL SECTION
S-016 SCALE 1 : 200 @ A3

NOTE:

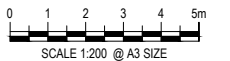
- TEMPORARY PROPS WILL BE REQUIRED DURING CONSTRUCTION.
- THIS STRUCTURE TYPE APPLIES FROM CH580m - CH690m AND CH810m - CH920m



S4 EWL TRENCH - BRIDGE SECTION
S-016 SCALE 1 : 200 @ A3

NOTE:

- TEMPORARY PROPS WILL BE REQUIRED DURING CONSTRUCTION.
- THIS STRUCTURE TYPE APPLIES FROM CH690m - CH760m



FOR BOI ISSUE

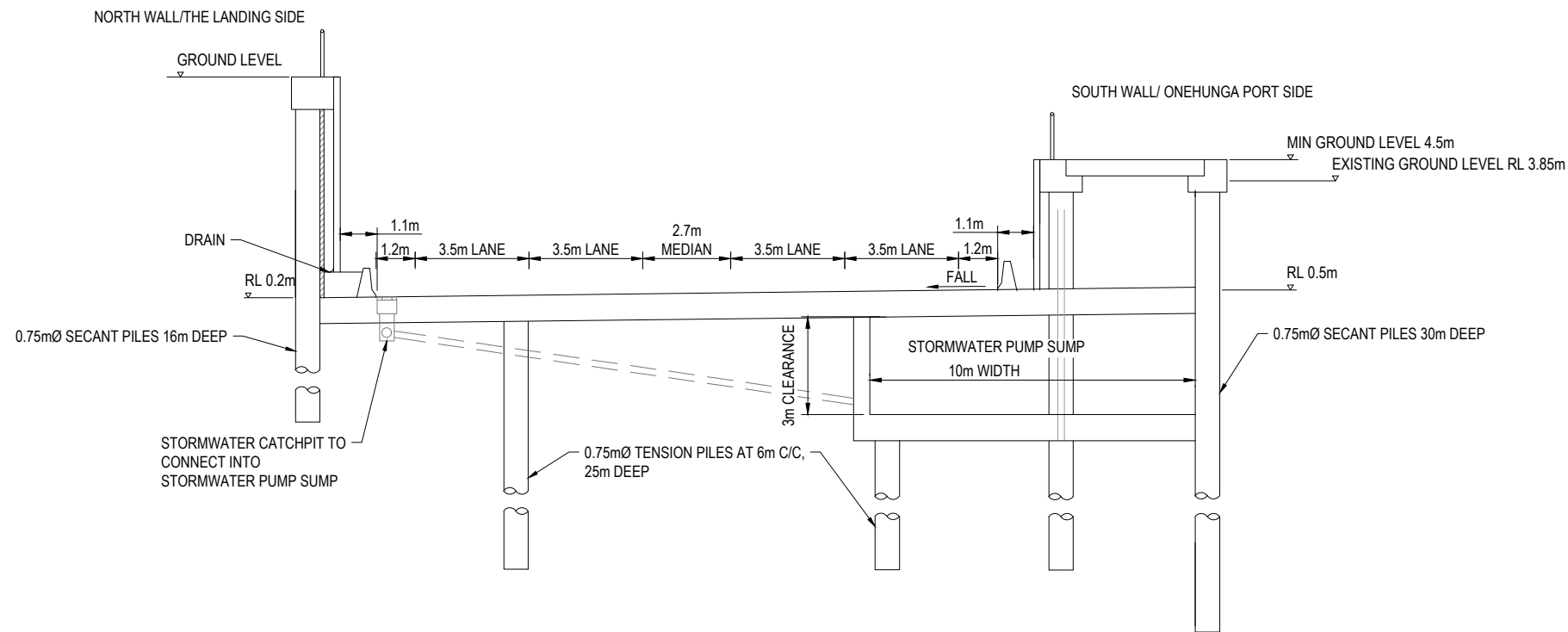
No.	Issued Status	Drawn	Check'd	App'd	Date
1	BOARD OF INQUIRY	RT	NN	JC	27.06.2017
0	ISSUED FOR CONSENT	AR	NN*	PK*	01.12.2016

DISCLAIMER
 This drawing is for the purpose of supporting applications under the RMA for resource consents and designations. All information shown is subject to final design. Areas and measurements are subject to survey. Where the designs conflict with conditions the conditions will prevail. This Drawing **must not** be used for construction



Drawn A RAM	Drafting Check J MURAHIDY	Reviewed Design Manager N NANCEKIVELL	Approved Alliance Manager J CALDWELL
Designed O LUMB	Design Check I BILLINGS	27.06.17	27.06.17
Scale: Original Scale (A1)	Reduced Scale (A3)	AS SHOWN	Contract No PA4014

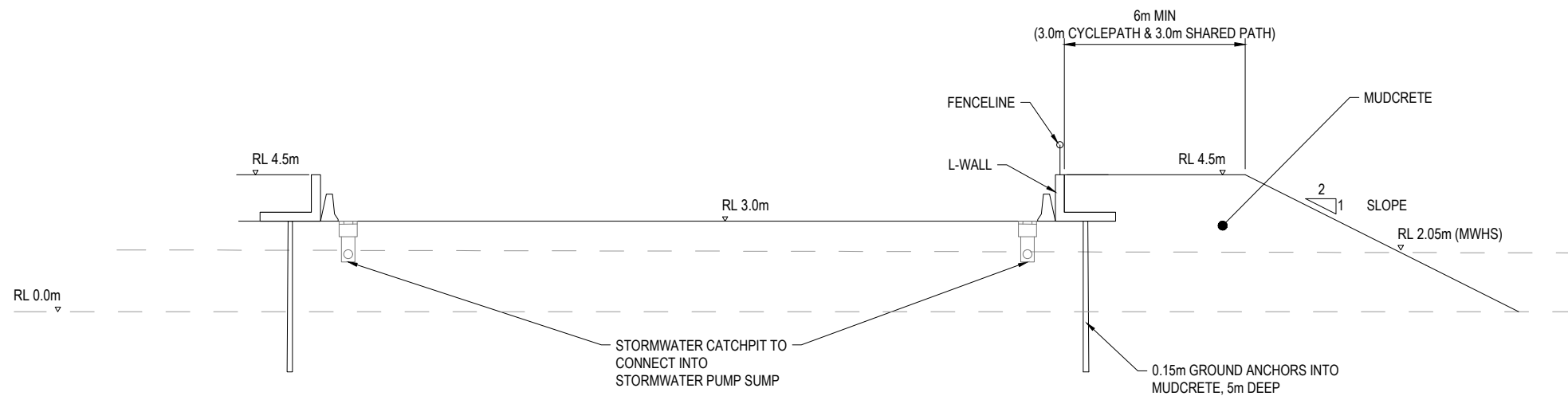
Drawing Title STRUCTURAL NEILSON ST/ ONEHUNGA WHARF TRENCH TYPICAL CROSS SECTION - SHEET 01	Rev No. 1
Drawing Number AEE-S-017	



S5 EWL TRENCH - SUMP SECTION
S-016 SCALE 1 : 200 @ A3

NOTE:

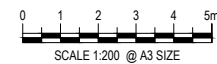
1. TEMPORARY PROPS WILL BE REQUIRED DURING CONSTRUCTION.
2. THIS STRUCTURE TYPE APPLIES FROM CH760m - CH810m



S6 EWL TRENCH - MUDCRETE SECTION
S-016 SCALE 1 : 200 @ A3

NOTE:

1. THIS STRUCTURE TYPE APPLIES FROM CH920m - CH1060m



FOR BOI ISSUE

No.	Issued Status	Drawn	Check'd	App'd	Date
1	BOARD OF INQUIRY	RT	NN	JC	27.06.2017
0	ISSUED FOR CONSENT	AR	NN*	PK*	01.12.2016

DISCLAIMER
 This drawing is for the purpose of supporting applications under the RMA for resource consents and designations. All information shown is subject to final design. Areas and measurements are subject to survey. Where the designs conflict with conditions the conditions will prevail. This Drawing **must not** be used for construction

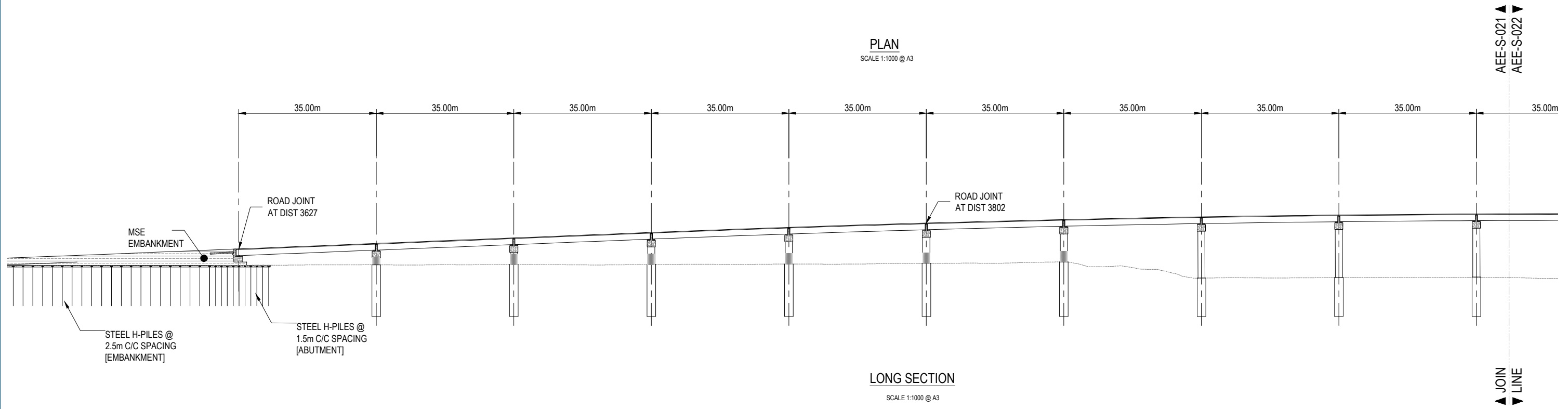


Drawn	A RAM	Drafting Check	J MURAHIDY	Reviewed Design Manager	N NANCEKIVELL	Approved Alliance Manager	J CALDWELL
Designed	O LUMB	Design Check	I BILLINGS		27.06.17		27.06.17
Scale:	Original Scale (A1)	Reduced Scale (A3)	AS SHOWN	Contract No	PA4014		

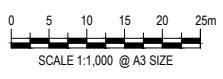
Drawing Title	STRUCTURAL NEILSON ST/ ONEHUNGA WHARF TRENCH TYPICAL CROSS SECTION - SHEET 02		
Drawing Number	AEE-S-018	Rev No.	1



PLAN
SCALE 1:1000 @ A3



LONG SECTION
SCALE 1:1000 @ A3



No.	Issued Status	Drawn	Check'd	App'd	Date
1	BOARD OF INQUIRY	RT	NN	JC	27.06.2017
0	ISSUED FOR CONSENT	AR	NN*	PK*	01.12.2016

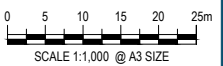
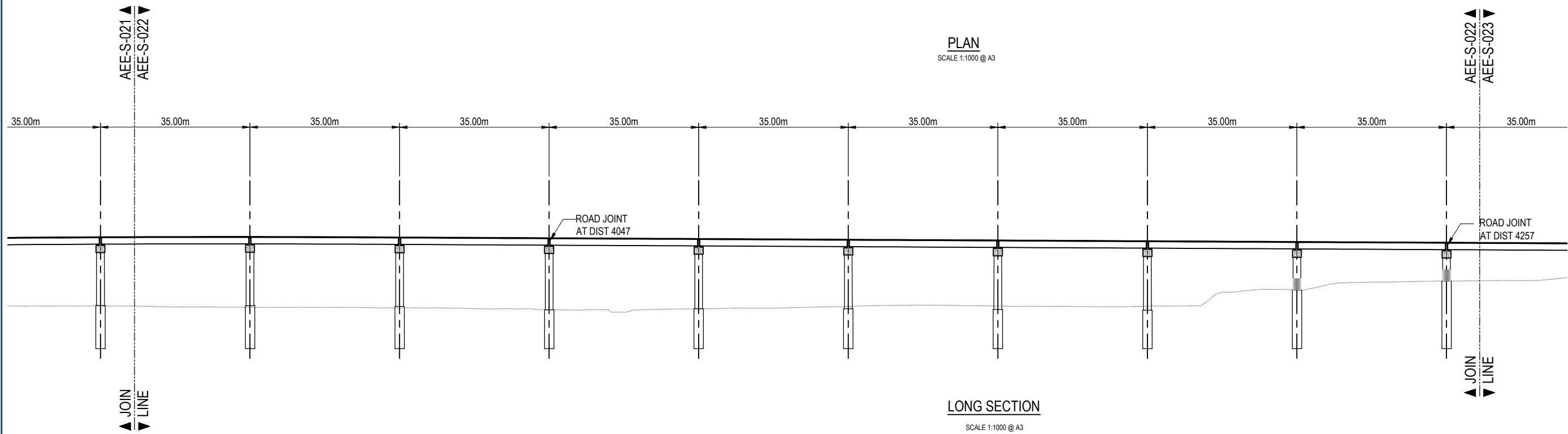
DISCLAIMER
This drawing is for the purpose of supporting applications under the RMA for resource consents and designations. All information shown is subject to final design. Areas and measurements are subject to survey. Where the designs conflict with conditions the conditions will prevail. This Drawing **must not** be used for construction



Drawn A RAM	Drafting Check J MURAHIDY	Reviewed Design Manager N NANCEKIVELL	Approved Alliance Manager J CALDWELL
Designed O LUMB	Design Check I BILLINGS	27.06.17	27.06.17
Scale: Original Scale (A1)	Reduced Scale (A3)	AS SHOWN	Contract No PA4014

Drawing Title STRUCTURAL ANNS CREEK VIADUCT (WEST) PLAN AND LONG SECTION - SHEET 01	Rev No. 1
Drawing Number AEE-S-021	

FOR BOI ISSUE



No.	Issued Status	Drawn	Check'd	App'd	Date
1	BOARD OF INQUIRY	RT	NN	JC	27.06.2017
0	ISSUED FOR CONSENT	AR	NN*	PK*	01.12.2016

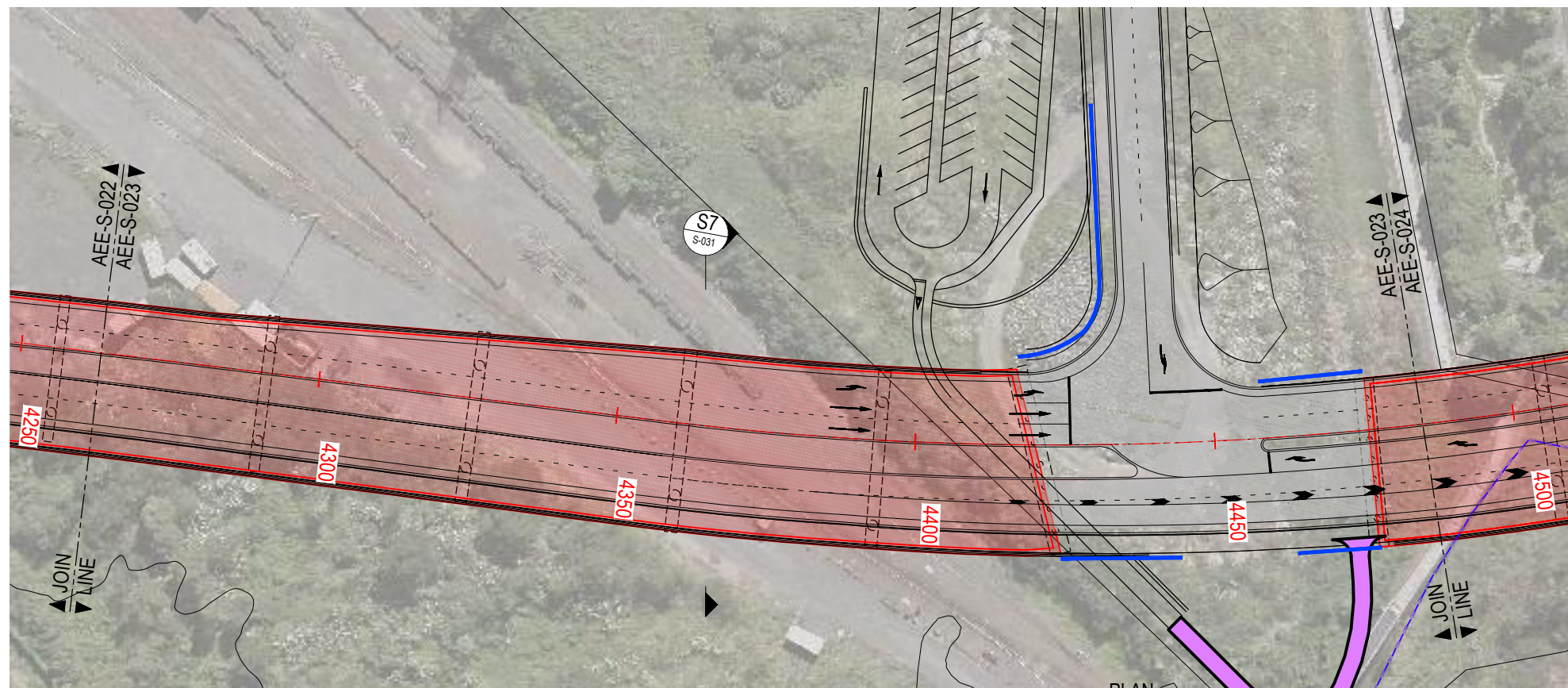
DISCLAIMER
 This drawing is for the purpose of supporting applications under the RMA for resource consents and designations. All information shown is subject to final design. Areas and measurements are subject to survey. Where the designs conflict with conditions the conditions will prevail. This Drawing **must not** be used for construction



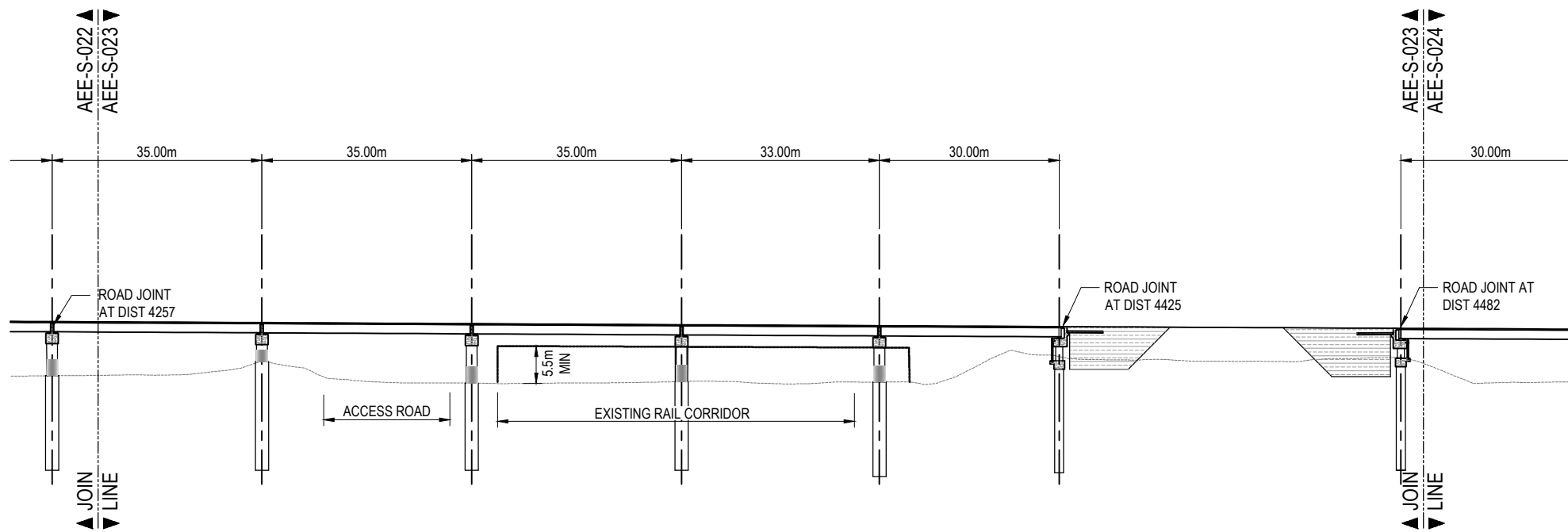
Drawn A RAM	Drafting Check J MURAHIDY	Reviewed Design Manager N NANCEKIVELL	Approved Alliance Manager J CALDWELL
Designed O LUMB	Design Check I BILLINGS	27.06.17	27.06.17
Scale: Original Scale (A1)	Reduced Scale (A3)	AS SHOWN	Contract No PA4014

Drawing Title STRUCTURAL ANNS CREEK VIADUCT (WEST) PLAN AND LONG SECTION - SHEET 02	Rev No. 1
Drawing Number AEE-S-022	

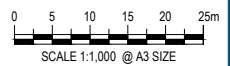
FOR BOI ISSUE



PLAN
SCALE 1:1000 @ A3



LONG SECTION
SCALE 1:1000 @ A3



FOR BOI ISSUE

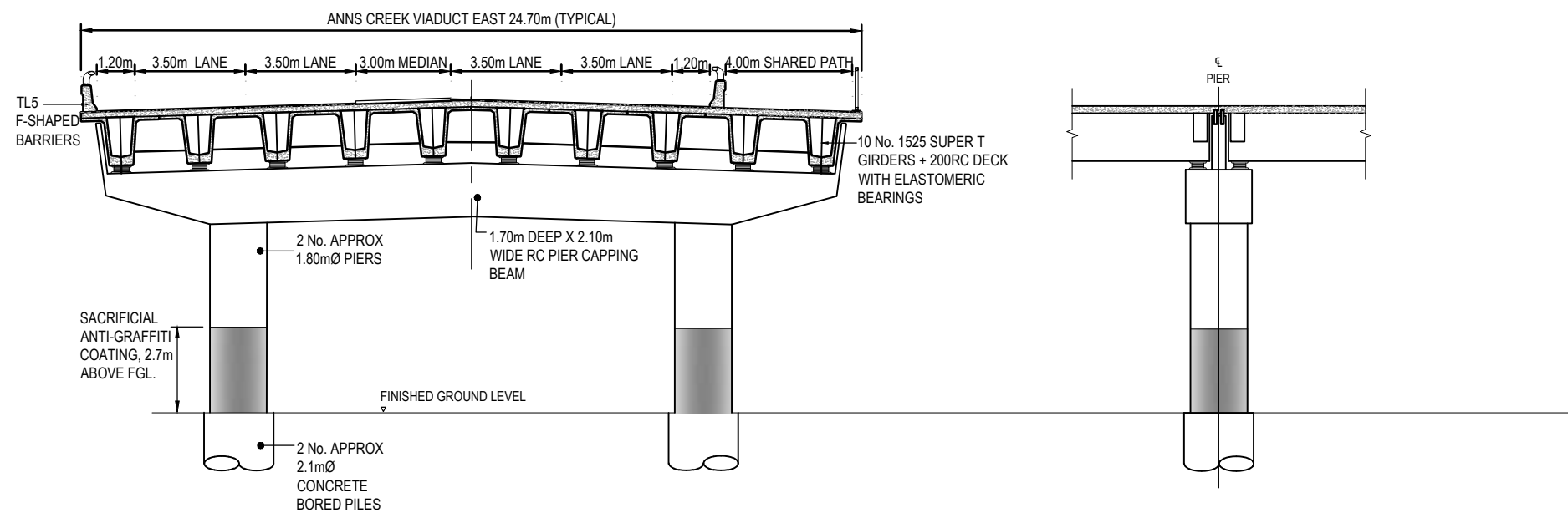
No.	Issued Status	Drawn	Check'd	App'd	Date
1	BOARD OF INQUIRY	RT	NN	JC	27.06.2017
0	ISSUED FOR CONSENT	AR	NN*	PK*	01.12.2016

DISCLAIMER
This drawing is for the purpose of supporting applications under the RMA for resource consents and designations. All information shown is subject to final design. Areas and measurements are subject to survey. Where the designs conflict with conditions the conditions will prevail. This Drawing **must not** be used for construction



Drawn A RAM	Drafting Check J MURAHIDY	Reviewed Design Manager N NANCEKIVELL	Approved Alliance Manager J CALDWELL
Designed O LUMB	Design Check I BILLINGS	27.06.17	27.06.17
Scale: Original Scale (A1)	Reduced Scale (A3)	AS SHOWN	Contract No PA4014

Drawing Title STRUCTURAL ANNS CREEK VIADUCT (WEST) PLAN AND LONG SECTION - SHEET 03	Drawing Number AEE-S-023	Rev No. 1
---	------------------------------------	---------------------



S7 SECTION - ANNS CREEK VIADUCT - TYPICAL CROSS SECTION

AEE-S-021, S-022, S-023, S-024, S-025

SCALE 1:200 @ A3

LONGSECTION AT PIER

SCALE 1:200 @ A3



FOR BOI ISSUE

No.	Issued Status	Drawn	Check'd	App'd	Date
1	BOARD OF INQUIRY	RT	NN	JC	27.06.2017
0	ISSUED FOR CONSENT	AR	NN*	PK*	01.12.2016

DISCLAIMER
 This drawing is for the purpose of supporting applications under the RMA for resource consents and designations. All information shown is subject to final design. Areas and measurements are subject to survey. Where the designs conflict with conditions the conditions will prevail. This Drawing **must not** be used for construction

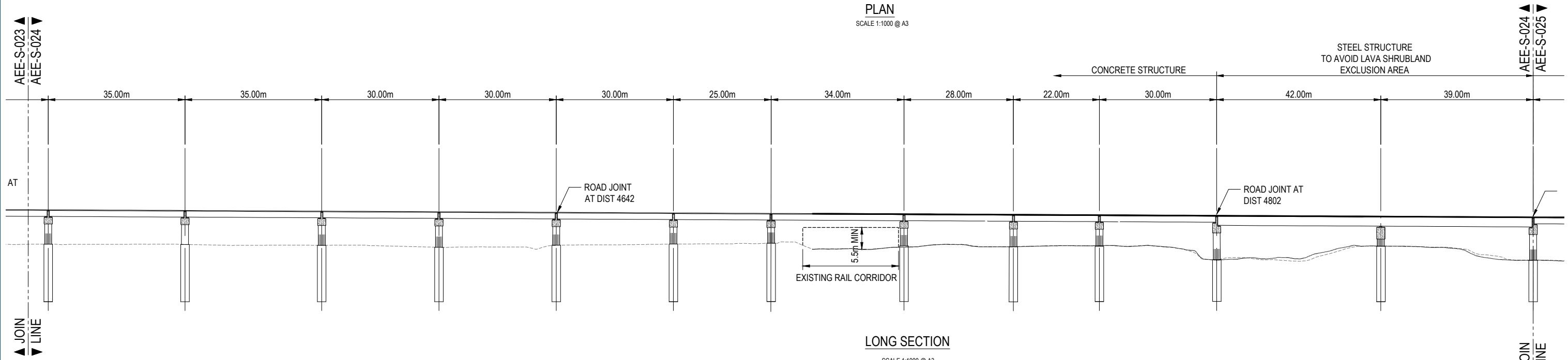


Drawn A RAM	Drafting Check J MURAHIDY	Reviewed Design Manager N NANCEKIVELL	Approved Alliance Manager J CALDWELL
Designed O LUMB	Design Check I BILLINGS	27.06.17	27.06.17
Scale: Original Scale (A1)	Reduced Scale (A3)	AS SHOWN	Contract No PA4014

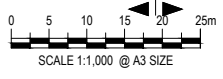
Drawing Title STRUCTURAL ANNS CREEK VIADUCT TYPICAL CROSS SECTION - SHEET 01	Rev No. 1
Drawing Number AEE-S-031	



PLAN
SCALE 1:1000 @ A3



LONG SECTION
SCALE 1:1000 @ A3



No.	Issued Status	Drawn	Check'd	App'd	Date
2	BOARD OF INQUIRY	RT	NN	JC	27.06.2017
1	ISSUED FOR CONSENT - GSR GRADE SEPARATION	AR	NN*	PK*	14.12.2016
0	ISSUED FOR CONSENT	AR	NN*	PK*	01.12.2016

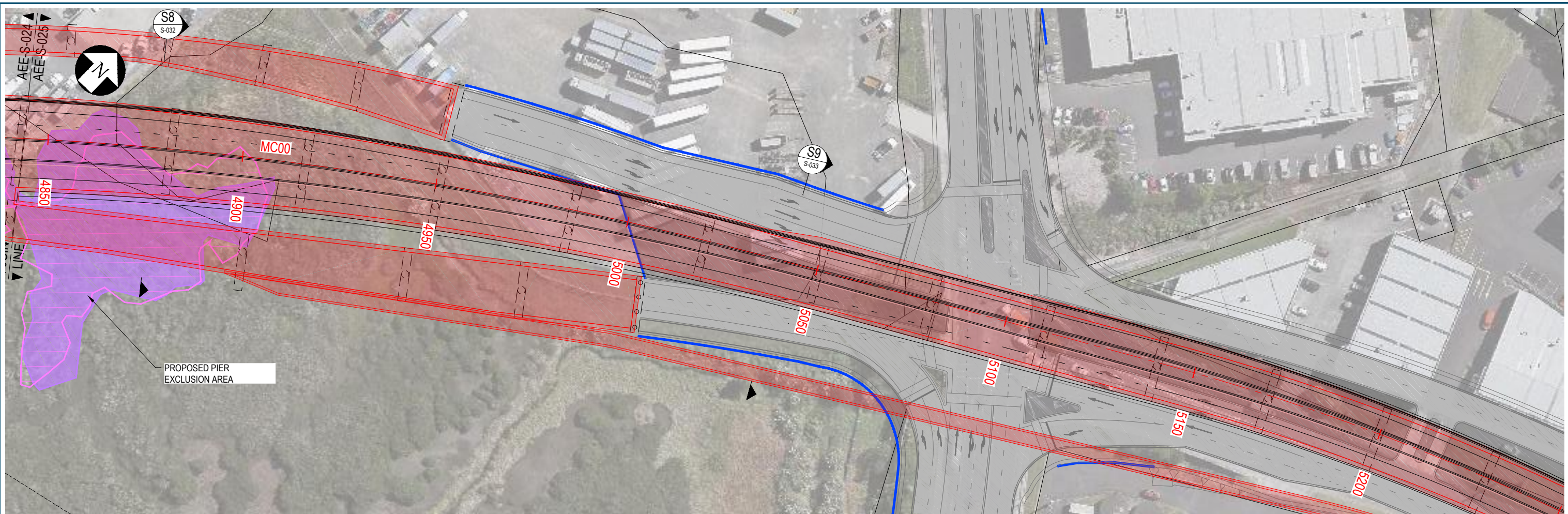
DISCLAIMER
This drawing is for the purpose of supporting applications under the RMA for resource consents and designations. All information shown is subject to final design. Areas and measurements are subject to survey. Where the designs conflict with conditions the conditions will prevail. This Drawing **must not** be used for construction



Drawn A RAM	Drafting Check J MURAHIDY	Reviewed Design Manager N NANCEKIVELL	Approved Alliance Manager J CALDWELL
Designed O LUMB	Design Check I BILLINGS	27.06.17	27.06.17
Scale: Original Scale (A1)	Reduced Scale (A3)	AS SHOWN	Contract No PA4014

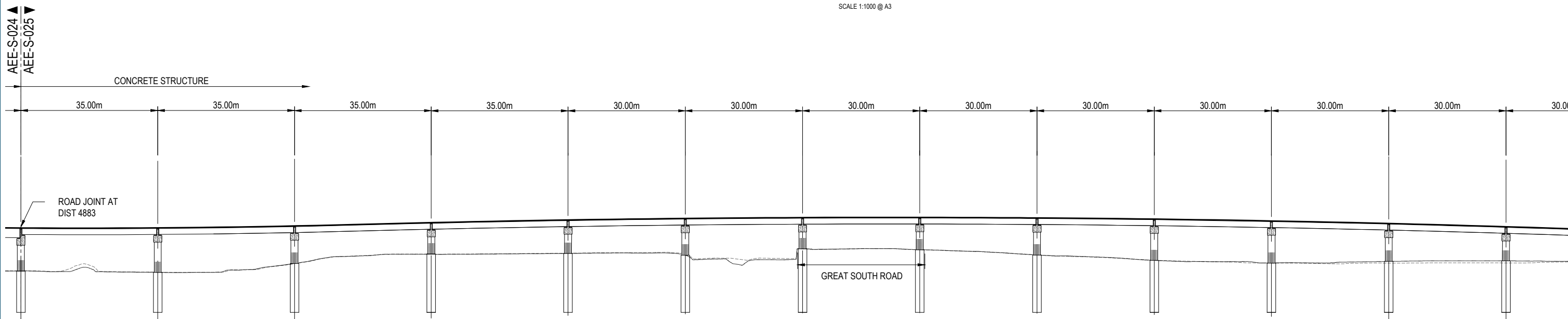
Drawing Title STRUCTURAL ANNS CREEK VIADUCT (EAST) PLAN AND LONG SECTION - SHEET 04	Rev No. 2
Drawing Number AEE-S-024	

FOR BOI ISSUE



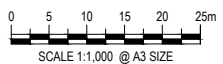
PLAN

SCALE 1:1000 @ A3



LONG SECTION

SCALE 1:1000 @ A3



No.	Issued Status	Drawn	Check'd	App'd	Date
2	BOARD OF INQUIRY	RT	NN	JC	27.06.2017
1	ISSUED FOR CONSENT - GSR GRADE SEPARATION	AR	NN*	PK*	14.12.2016
0	ISSUED FOR CONSENT	AR	NN*	PK*	01.12.2016

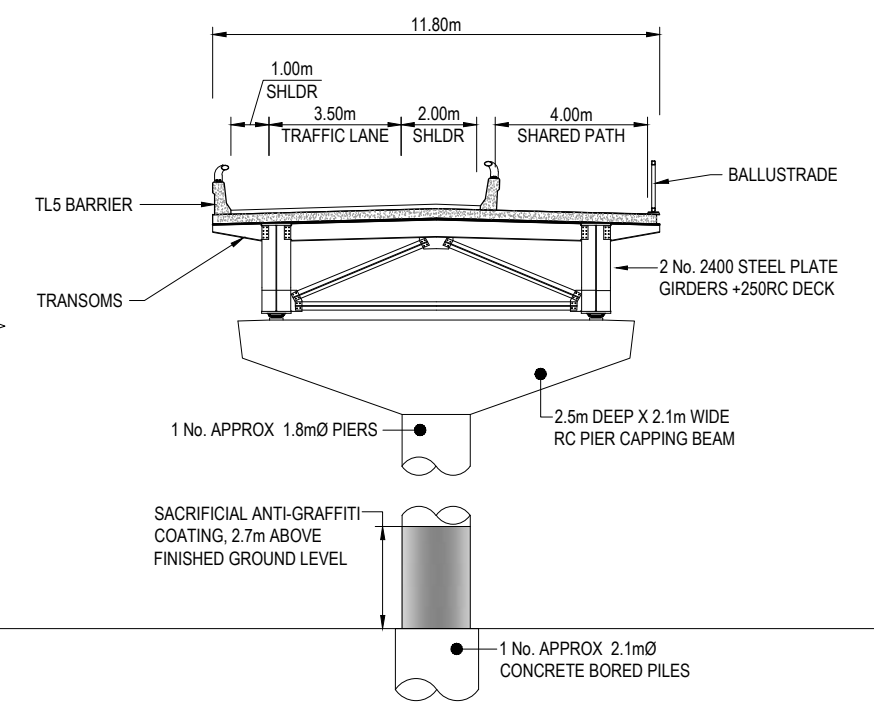
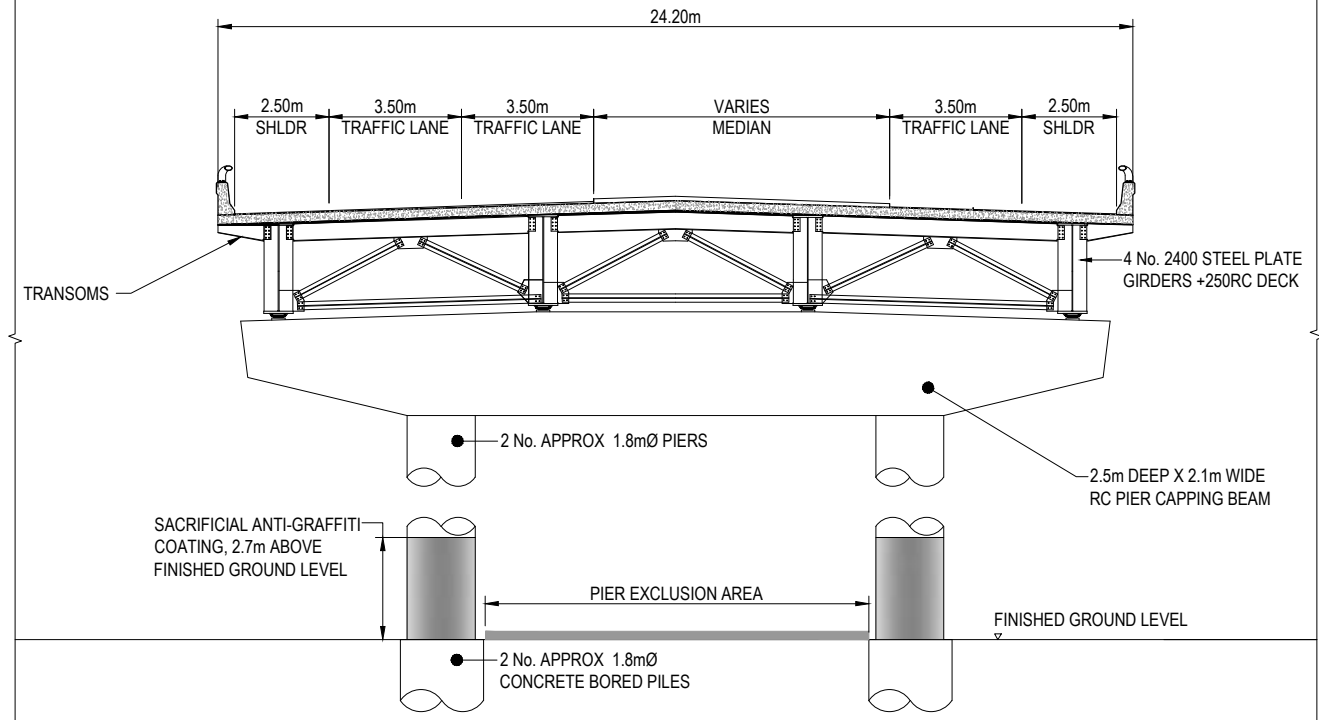
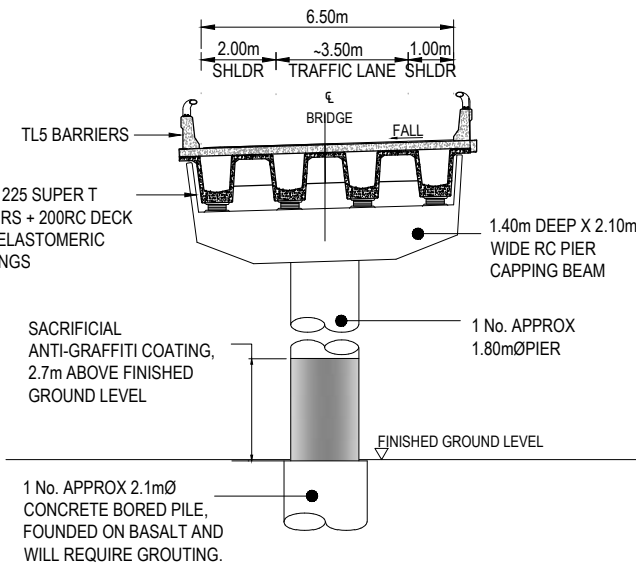
DISCLAIMER
 This drawing is for the purpose of supporting applications under the RMA for resource consents and designations. All information shown is subject to final design. Areas and measurements are subject to survey. Where the designs conflict with conditions the conditions will prevail. This Drawing **must not** be used for construction.



Drawn A RAM	Drafting Check J MURAHIDY	Reviewed Design Manager N NANCEKIVELL	Approved Alliance Manager J CALDWELL
Designed O LUMB	Design Check I BILLINGS	27.06.17	27.06.17
Scale: Original Scale (A1)	Reduced Scale (A3)	AS SHOWN	Contract No PA4014

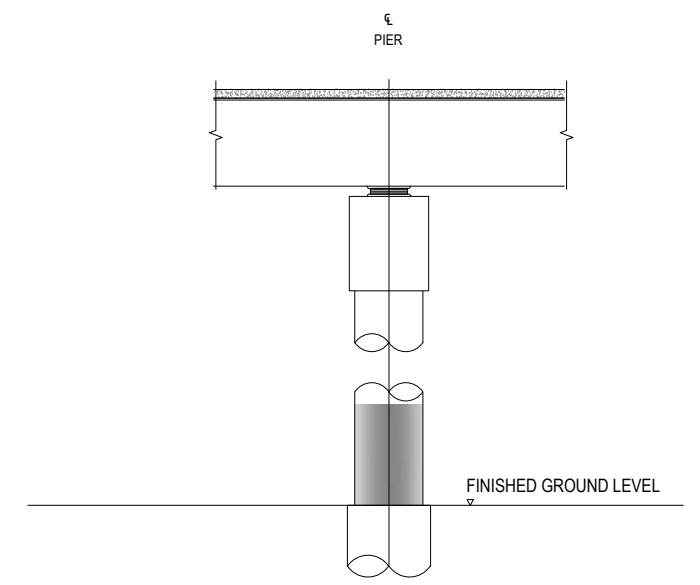
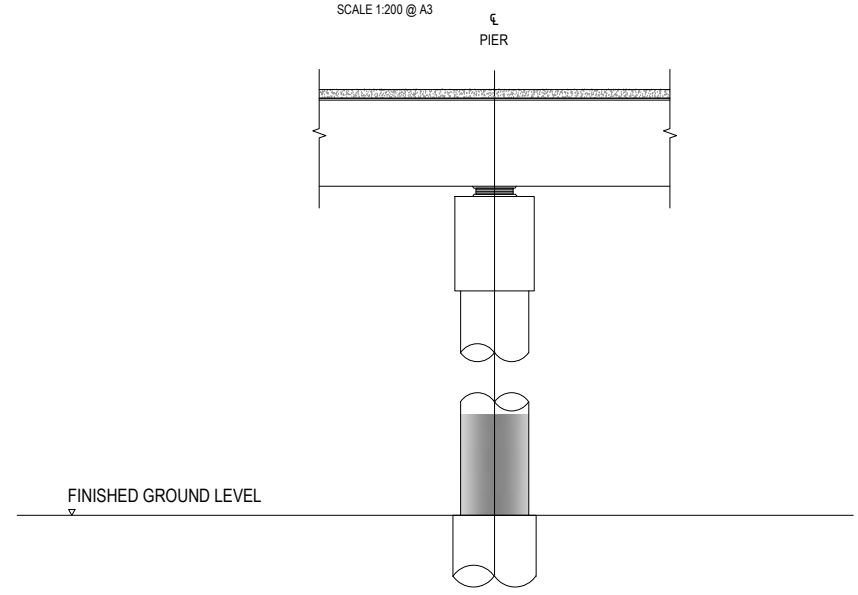
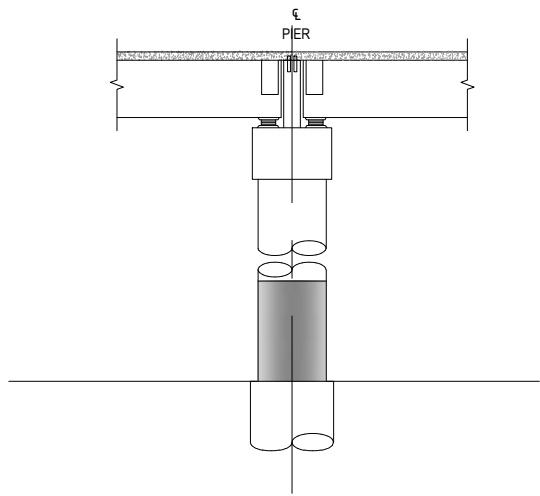
Drawing Title STRUCTURAL ANNS CREEK VIADUCT (EAST) PLAN AND LONG SECTION - SHEET 05	Rev No. 2
Drawing Number AEE-S-025	

FOR BOI ISSUE



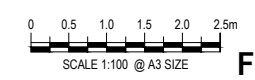
S8 SECTION - ANNS CREEK EAST VIADUCT - MAXIMUM CROSS SECTION
AEE-S-025

SCALE 1:200 @ A3



LONGSECTION AT PIER

SCALE 1:100 @ A3



FOR BOI ISSUE

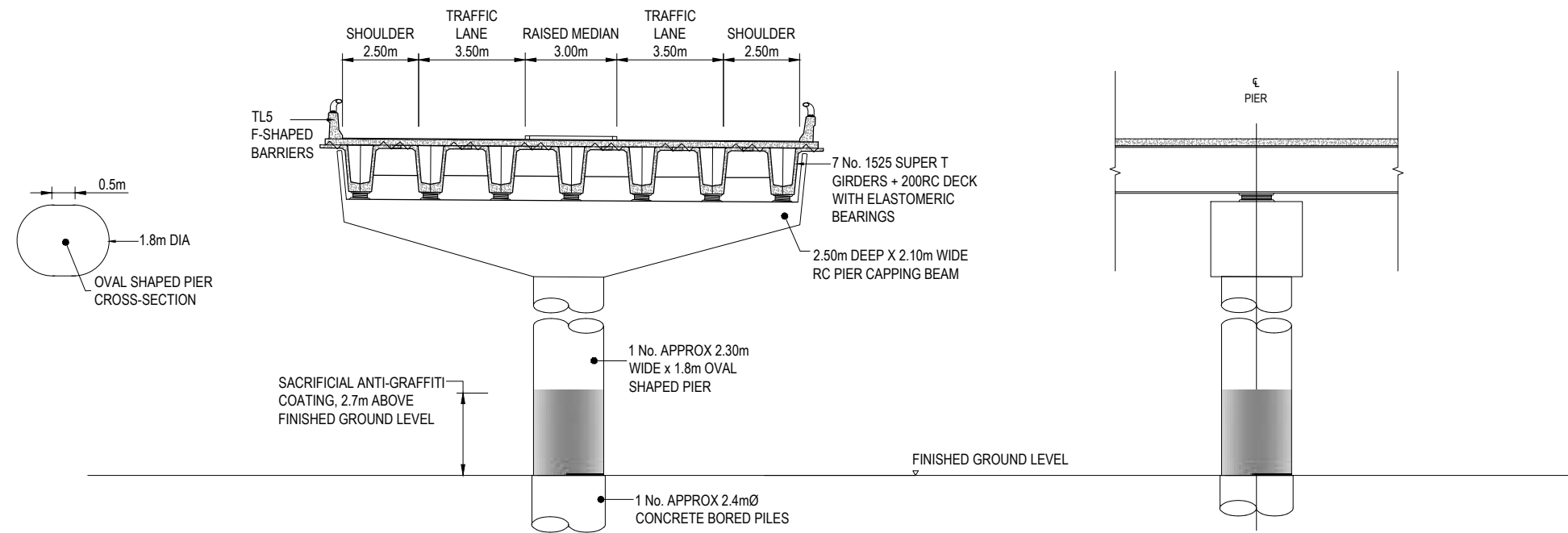
No.	Issued Status	Drawn	Check'd	App'd	Date
2	BOARD OF INQUIRY	RT	NN	JC	27.06.2017
1	ISSUED FOR CONSENT - GSR GRADE SEPARATION	AR	NN*	PK*	14.12.2016
0	ISSUED FOR CONSENT	AR	NN*	PK*	01.12.2016

DISCLAIMER
This drawing is for the purpose of supporting applications under the RMA for resource consents and designations. All information shown is subject to final design. Areas and measurements are subject to survey. Where the designs conflict with conditions the conditions will prevail. This Drawing **must not** be used for construction



Drawn A RAM	Drafting Check J MURAHIDY	Reviewed Design Manager N NANCEKIVELL	Approved Alliance Manager J CALDWELL
Designed O LUMB	Design Check I BILLINGS	27.06.17	27.06.17
Scale: Original Scale (A1)	Reduced Scale (A3)	AS SHOWN	Contract No PA4014

Drawing Title STRUCTURAL ANNS CREEK VIADUCT TYPICAL CROSS SECTION - CONCRETE - SHEET 02	Rev No. 2
Drawing Number AEE-S-032	

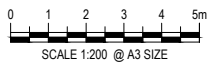


S9 SECTION - ANNS CREEK EAST STEEL VIADUCT - OUTRIGGER PIER CROSS SECTION
AEE-S-025

SCALE 1:200 @ A3

LONGSECTION AT PIER

SCALE 1:200 @ A3



No.	Issued Status	Drawn	Check'd	App'd	Date
2	BOARD OF INQUIRY	RT	NN	JC	27.06.2017
1	ISSUED FOR CONSENT - GSR GRADE SEPARATION	AR	NN*	PK*	14.12.2016
0	ISSUED FOR CONSENT	AR	NN*	PK*	01.12.2016

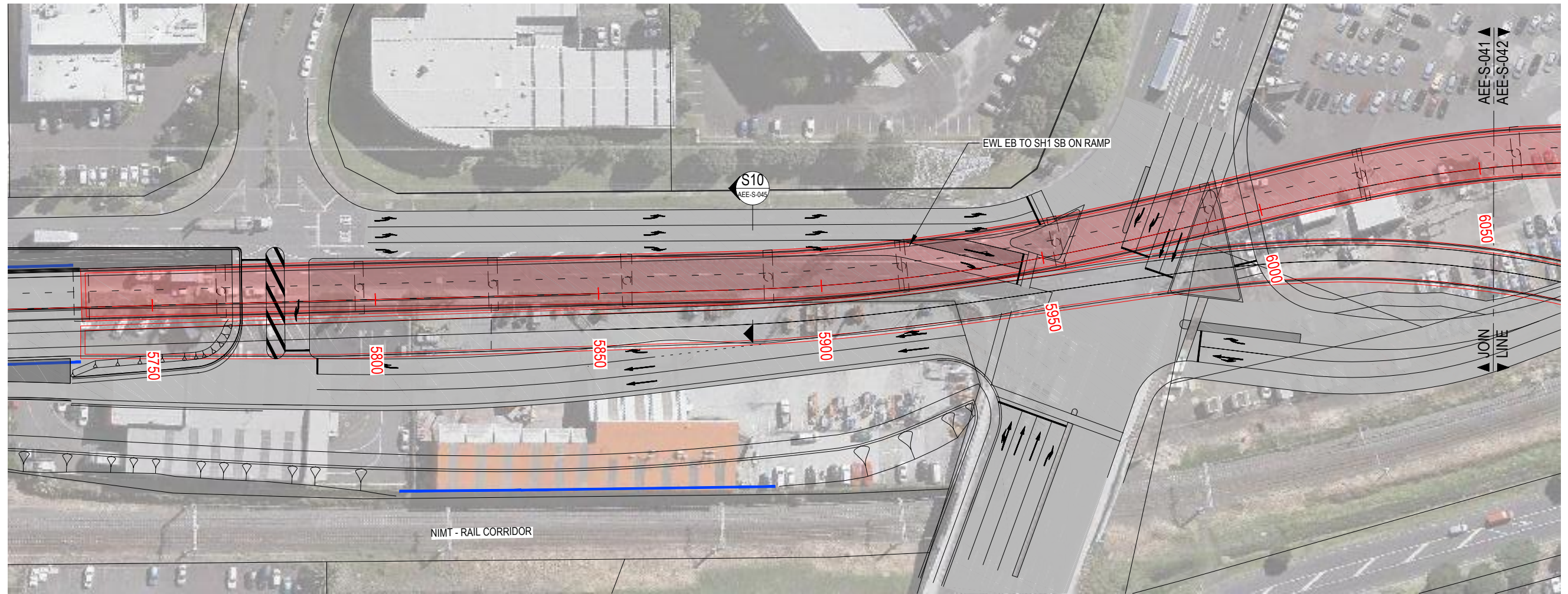
DISCLAIMER
This drawing is for the purpose of supporting applications under the RMA for resource consents and designations. All information shown is subject to final design. Areas and measurements are subject to survey. Where the designs conflict with conditions the conditions will prevail. This Drawing **must not** be used for construction



Drawn A RAM	Drafting Check J MURAHIDY	Reviewed Design Manager N NANCEKIVELL	Approved Alliance Manager J CALDWELL
Designed O LUMB	Design Check I BILLINGS	27.06.17	27.06.17
Scale: Original Scale (A1)	Reduced Scale (A3)	AS SHOWN	Contract No PA4014

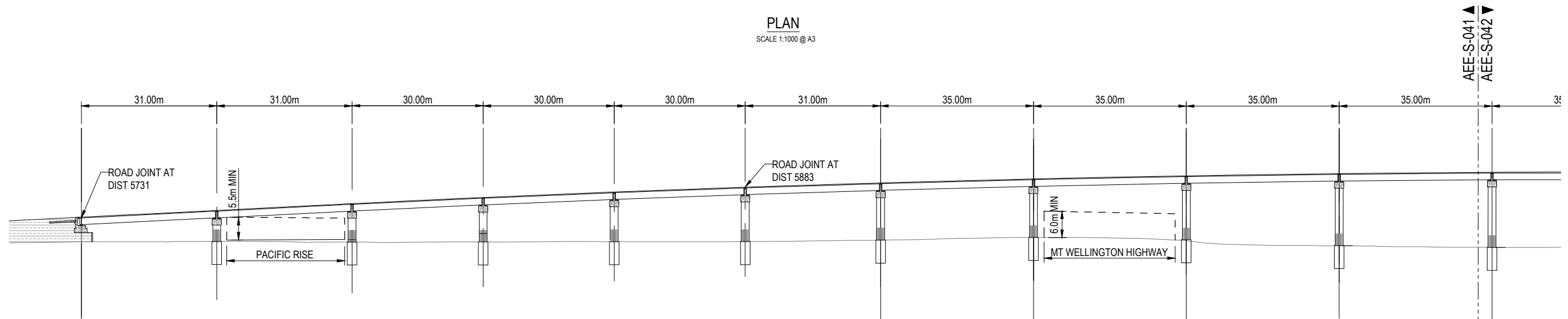
Drawing Title STRUCTURAL ANNS CREEK VIADUCT TYPICAL CROSS SECTION	Rev No. 2
Drawing Number AEE-S-033	

FOR BOI ISSUE



PLAN

SCALE 1:1000 @ A3

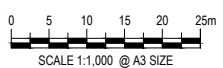


LONG SECTION

SCALE 1:1000 @ A3

AEE-S-041
AEE-S-042

JOIN
LINE



FOR BOI ISSUE

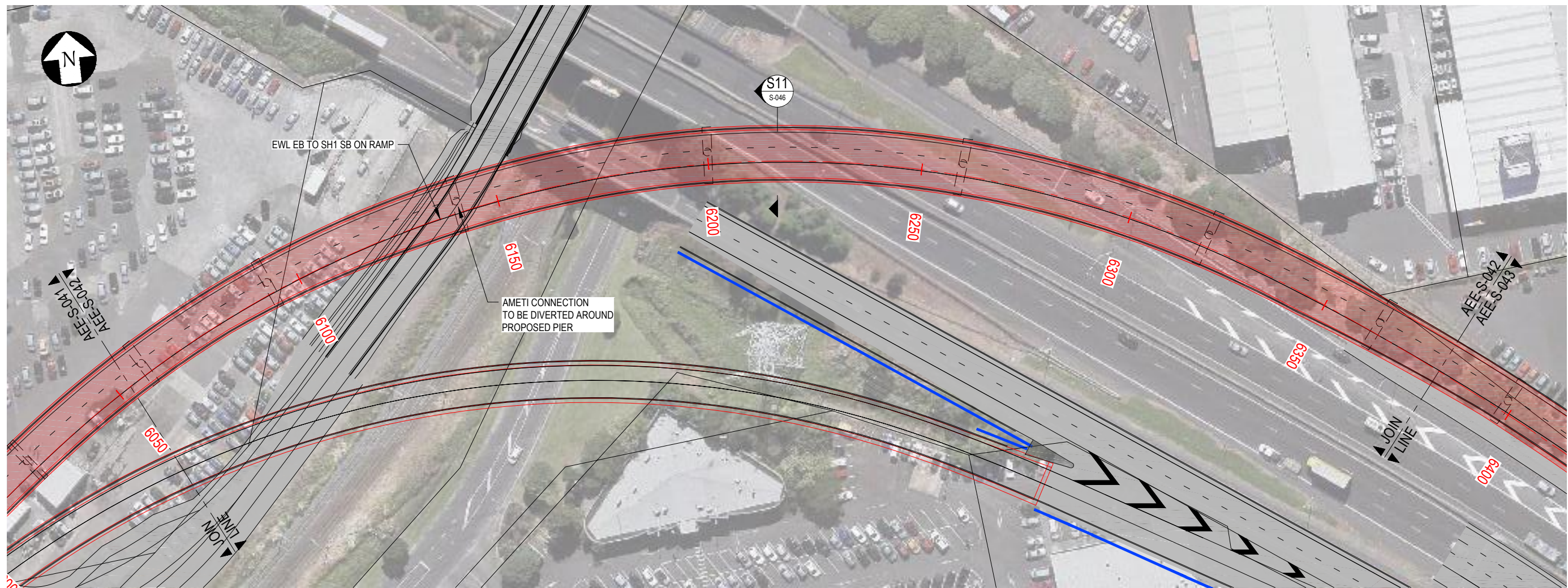
2	BOARD OF INQUIRY	RT	NN	JC	27.06.2017
1	ISSUED FOR CONSENT - GSR GRADE SEPARATION	AR	NN*	PK*	14.12.2016
0	ISSUED FOR CONSENT	AR	NN*	PK*	01.12.2016
No.	Issued Status	Drawn	Check'd	App'd	Date

DISCLAIMER
This drawing is for the purpose of supporting applications under the RMA for resource consents and designations. All information shown is subject to final design. Areas and measurements are subject to survey. Where the designs conflict with conditions the conditions will prevail. This Drawing **must not** be used for construction

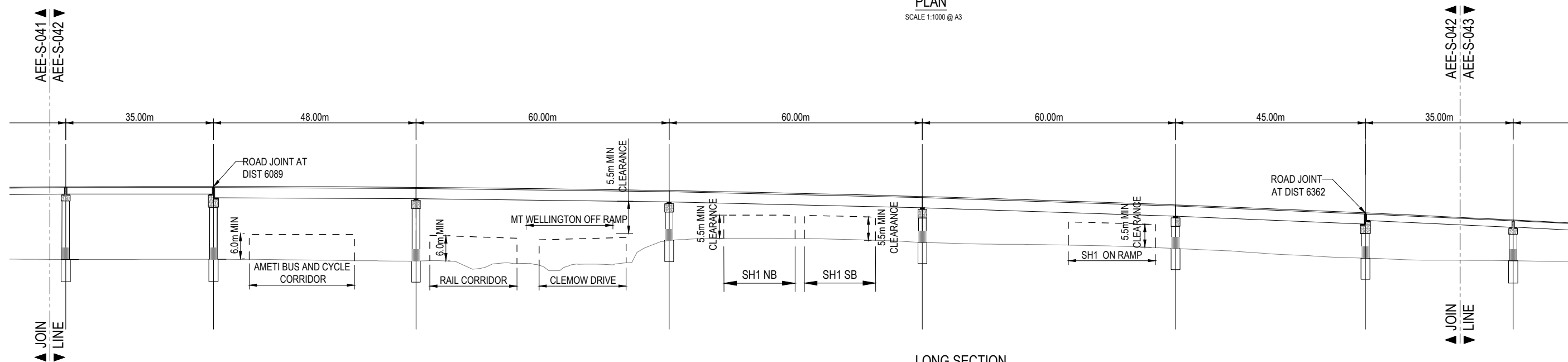


Drawn	A RAM	Drafting Check	J MURAHIDY	Reviewed	Design Manager	Approved	Alliance Manager
Designed	O LUMB	Design Check	I BILLINGS		N NANCEKIVELL		J CALDWELL
Scale:	Original Scale (A1)	Reduced Scale (A3)	AS SHOWN	Contract No	PA4014		

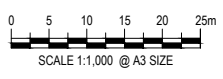
Drawing Title	STRUCTURAL EWLINK EB TO SH1 SB ON RAMP PLAN AND LONGSECTION - SHEET 01 OF 03		
Drawing Number	AEE-S-041		
Rev No.	2		



PLAN
SCALE 1:1000 @ A3



LONG SECTION
SCALE 1:1000 @ A3



FOR BOI ISSUE

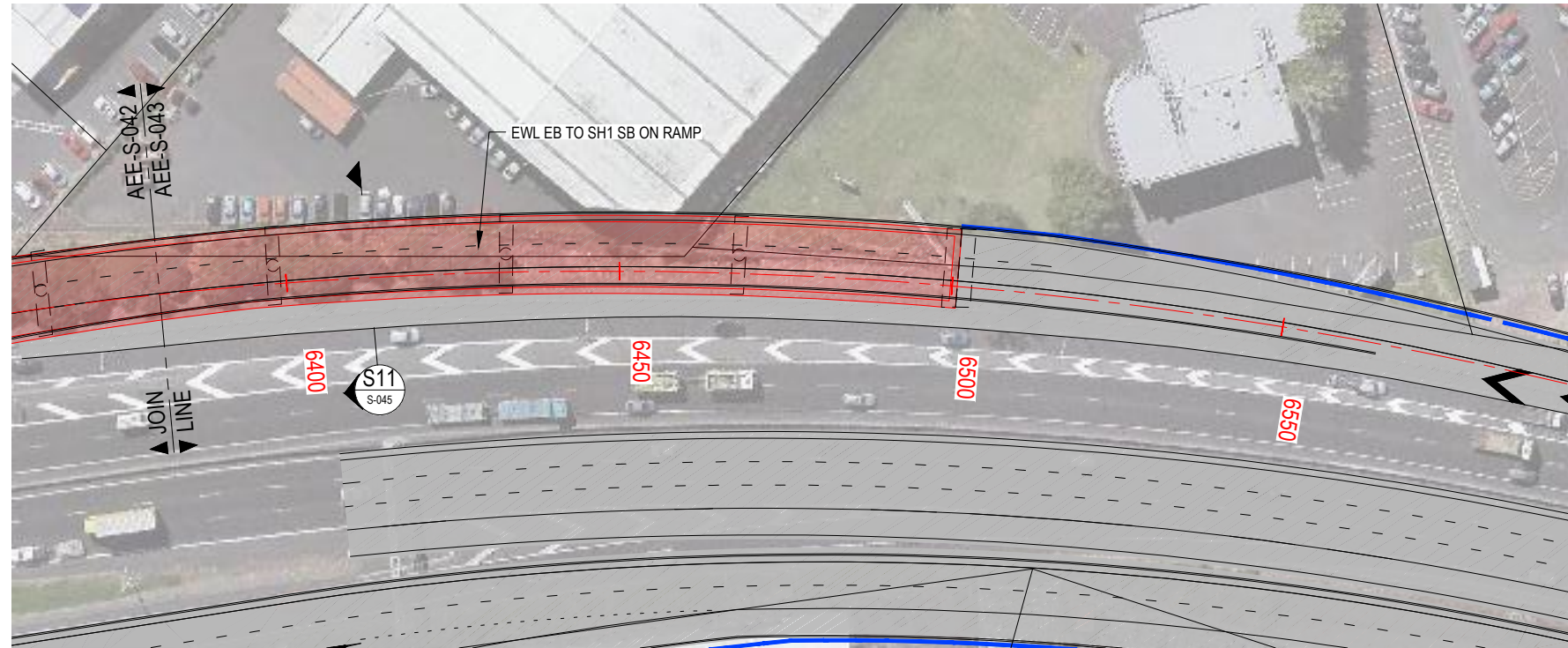
No.	Issued Status	Drawn	Check'd	App'd	Date
2	BOARD OF INQUIRY	RT	NN	JC	27.06.2017
1	ISSUED FOR CONSENT - GSR GRADE SEPARATION	AR	NN*	PK*	14.12.2016
0	ISSUED FOR CONSENT	AR	NN*	PK*	01.12.2016

DISCLAIMER
This drawing is for the purpose of supporting applications under the RMA for resource consents and designations. All information shown is subject to final design. Areas and measurements are subject to survey. Where the designs conflict with conditions the conditions will prevail. This Drawing **must not** be used for construction

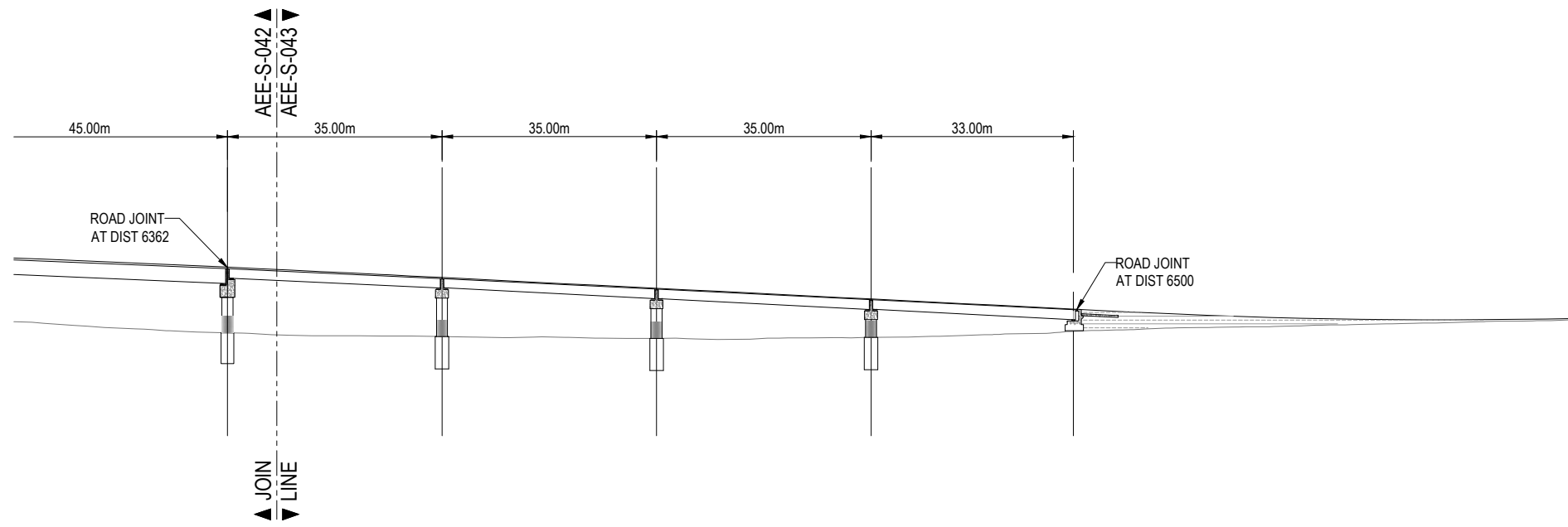


Drawn A RAM	Drafting Check J MURAHIDY	Reviewed Design Manager N NANCEKIVELL	Approved Alliance Manager J CALDWELL
Designed O LUMB	Design Check I BILLINGS	27.06.17	27.06.17
Scale: Original Scale (A1)	Reduced Scale (A3)	AS SHOWN	Contract No PA4014

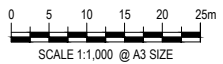
Drawing Title STRUCTURAL EWLINK EB TO SH1 SB ON RAMP PLAN AND LONGSECTION - SHEET 02 OF 03	Drawing Number AEE-S-042	Rev No. 2
---	-----------------------------	--------------



PLAN
SCALE 1:1000 @ A3



LONG SECTION
SCALE 1:1000 @ A3



FOR BOI ISSUE

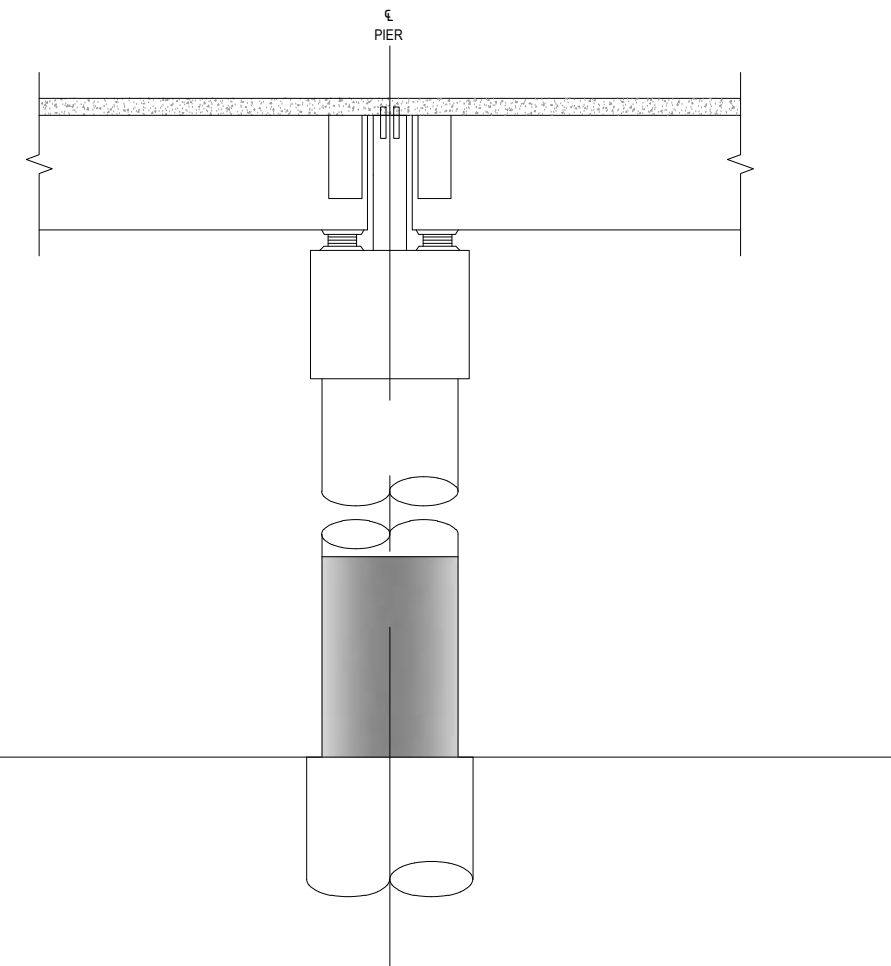
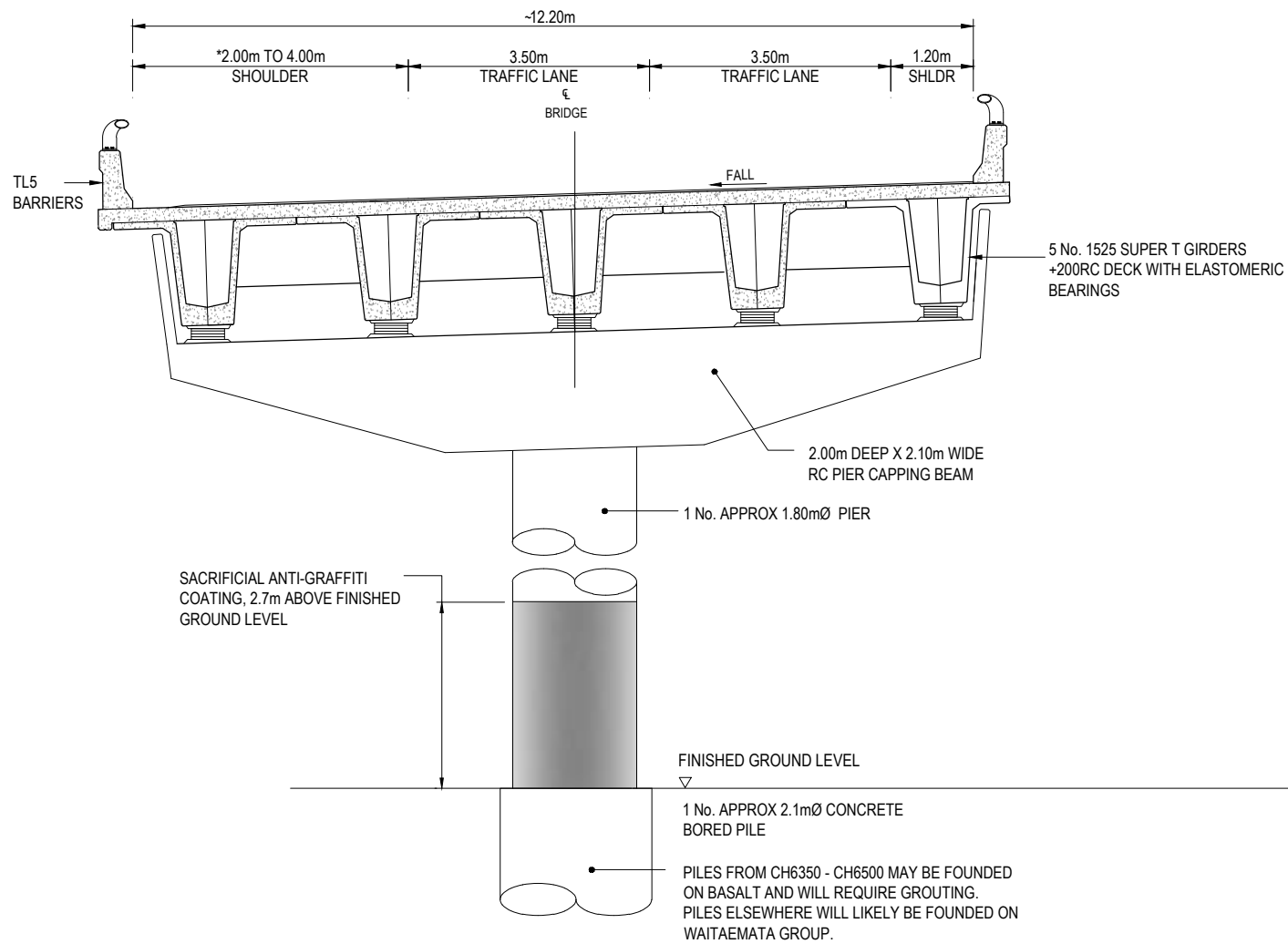
No.	Issued Status	Drawn	Check'd	App'd	Date
2	BOARD OF INQUIRY	RT	NN	JC	27.06.2017
1	ISSUED FOR CONSENT - GSR GRADE SEPARATION	AR	NN*	PK*	14.12.2016
0	ISSUED FOR CONSENT	AR	NN*	PK*	01.12.2016

DISCLAIMER
This drawing is for the purpose of supporting applications under the RMA for resource consents and designations. All information shown is subject to final design. Areas and measurements are subject to survey. Where the designs conflict with conditions the conditions will prevail. This Drawing **must not** be used for construction



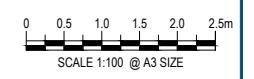
Drawn A RAM	Drafting Check J MURAHIDY	Reviewed Design Manager N NANCEKIVELL	Approved Alliance Manager J CALDWELL
Designed O LUMB	Design Check I BILLINGS	27.06.17	27.06.17
Scale: Original Scale (A1)	Reduced Scale (A3)	AS SHOWN	Contract No PA4014

Drawing Title STRUCTURAL EWLINK EB TO SH1 SB ON RAMP PLAN AND LONGSECTION -SHEET 03 OF 03	Drawing Number AEE-S-043	Rev No. 2
---	------------------------------------	---------------------



S10 SECTION - EASTWESTLINK EB TO SH1 SB RAMP - TYPICAL CROSS SECTION - CONCRETE
 AEE-S-041,S-042,S-043 SCALE 1:100 @ A3

LONGSECTION AT PIER
 SCALE 1:100 @ A3



No.	Issued Status	Drawn	Check'd	App'd	Date
2	BOARD OF INQUIRY	RT	NN	JC	27.06.2017
1	ISSUED FOR CONSENT - GSR GRADE SEPARATION	AR	NN*	PK*	14.12.2016
0	ISSUED FOR CONSENT	AR	NN*	PK*	01.12.2016

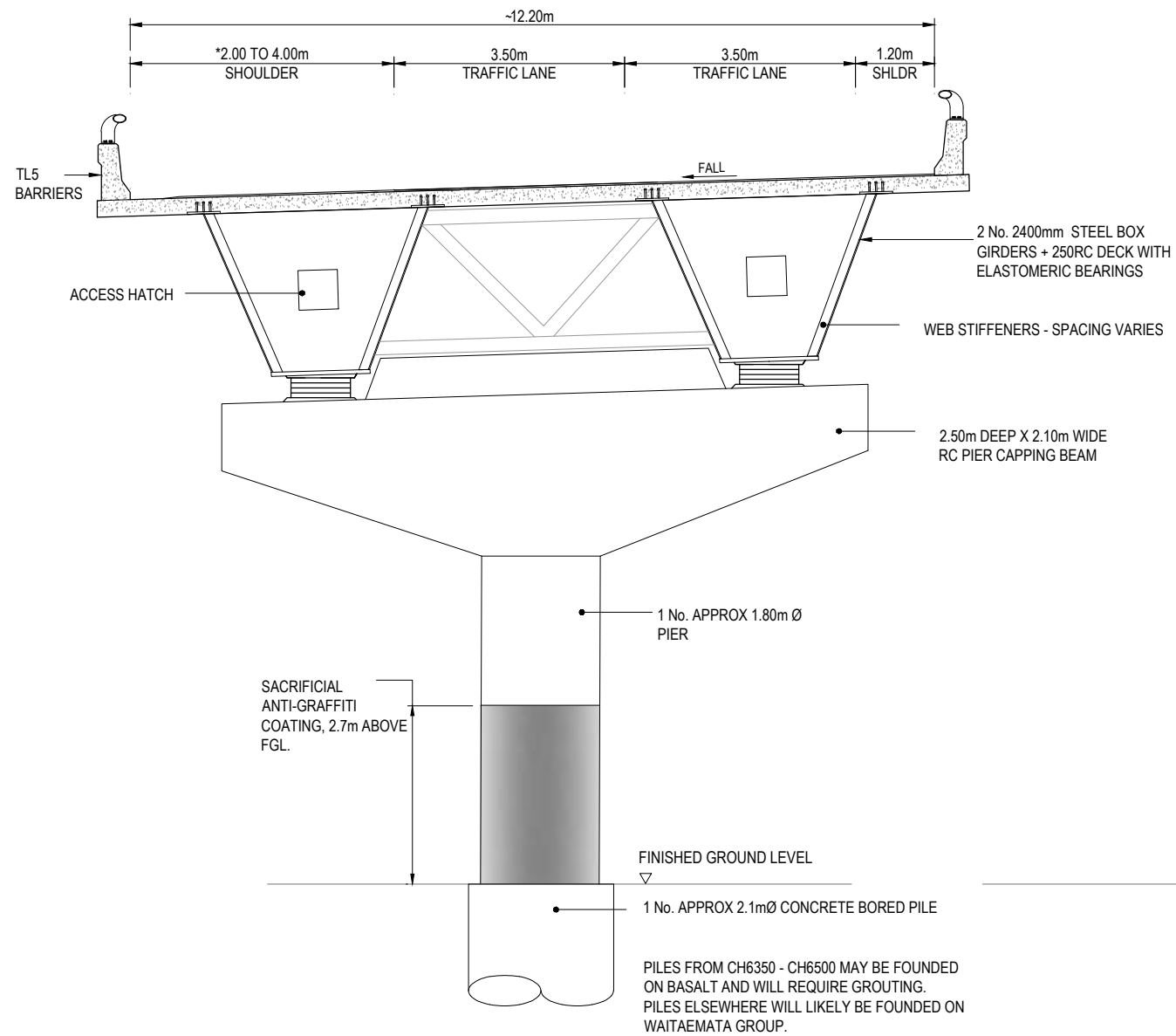
DISCLAIMER
 This drawing is for the purpose of supporting applications under the RMA for resource consents and designations. All information shown is subject to final design. Areas and measurements are subject to survey. Where the designs conflict with conditions the conditions will prevail. This Drawing **must not** be used for construction



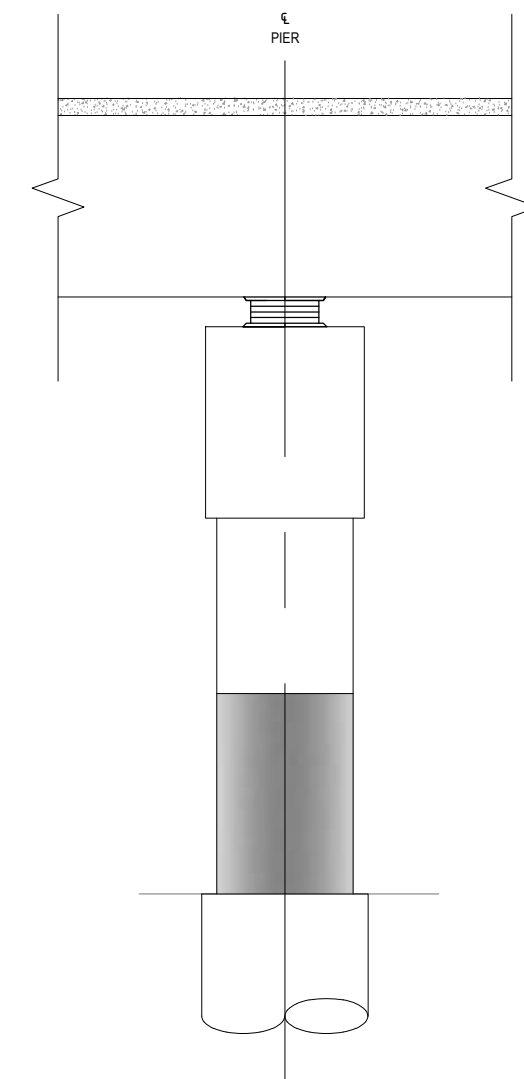
Drawn A RAM	Drafting Check J MURAHIDY	Reviewed Design Manager N NANCEKIVELL 27.06.17	Approved Alliance Manager J CALDWELL 27.06.17
Designed O LUMB	Design Check I BILLINGS	Contract No PA4014	
Scale: Original Scale (A1)	Reduced Scale (A3)	AS SHOWN	

Drawing Title STRUCTURAL EWLINK EB TO SH1 SB ON RAMP TYPICAL CROSS SECTION - CONCRETE	Rev No. 2
Drawing Number AEE-S-045	

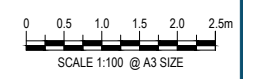
FOR BOI ISSUE



S11 SECTION - EAST WEST LINK EB TO SH1 SB RAMP
 AEE-S-042 TYPICAL CROSS SECTION - STEEL
 SCALE 1:100 @ A3



LONGSECTION AT PIER
 SCALE 1:100 @ A3



No.	Issued Status	Drawn	Check'd	App'd	Date
2	BOARD OF INQUIRY	RT	NN	JC	27.06.2017
1	ISSUED FOR CONSENT - GSR GRADE SEPARATION	AR	NN*	PK*	14.12.2016
0	ISSUED FOR CONSENT	AR	NN*	PK*	01.12.2016

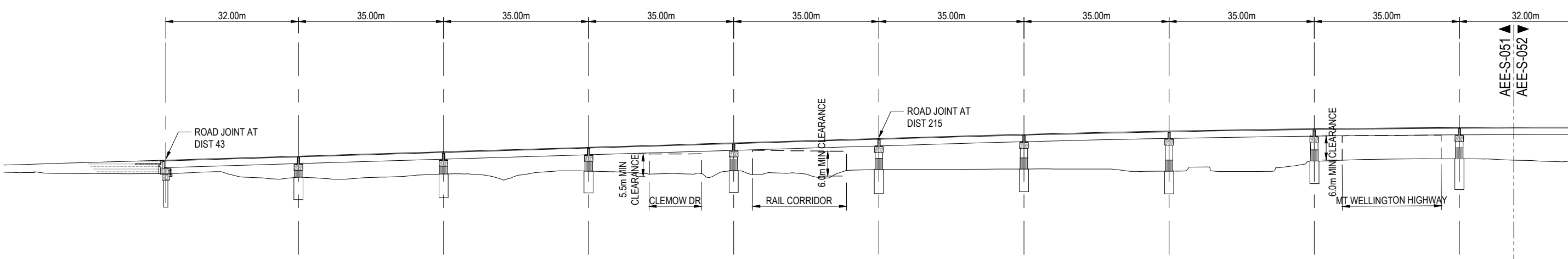

DISCLAIMER
 This drawing is for the purpose of supporting applications under the RMA for resource consents and designations. All information shown is subject to final design. Areas and measurements are subject to survey. Where the designs conflict with conditions the conditions will prevail. This Drawing **must not** be used for construction



Drawn A RAM	Drafting Check J MURAHIDY	Reviewed Design Manager N NANCEKIVELL	Approved Alliance Manager J CALDWELL
Designed O LUMB	Design Check I BILLINGS	27.06.17	27.06.17
Scale: Original Scale (A1)	Reduced Scale (A3)	AS SHOWN	Contract No PA4014

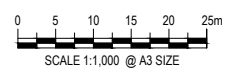
Drawing Title STRUCTURAL EWLINK EB TO SH1 SB ON RAMP TYPICAL CROSS SECTION - STEEL	Rev No. 2
Drawing Number AEE-S-046	

FOR BOI ISSUE



LONG SECTION

SCALE 1:1000 @ A3



No.	Issued Status	Drawn	Check'd	App'd	Date
2	BOARD OF INQUIRY	RT	NN	JC	27.06.2017
1	ISSUED FOR CONSENT - GSR GRADE SEPARATION	AR	NN*	PK*	14.12.2016
0	ISSUED FOR CONSENT	AR	NN*	PK*	01.12.2016

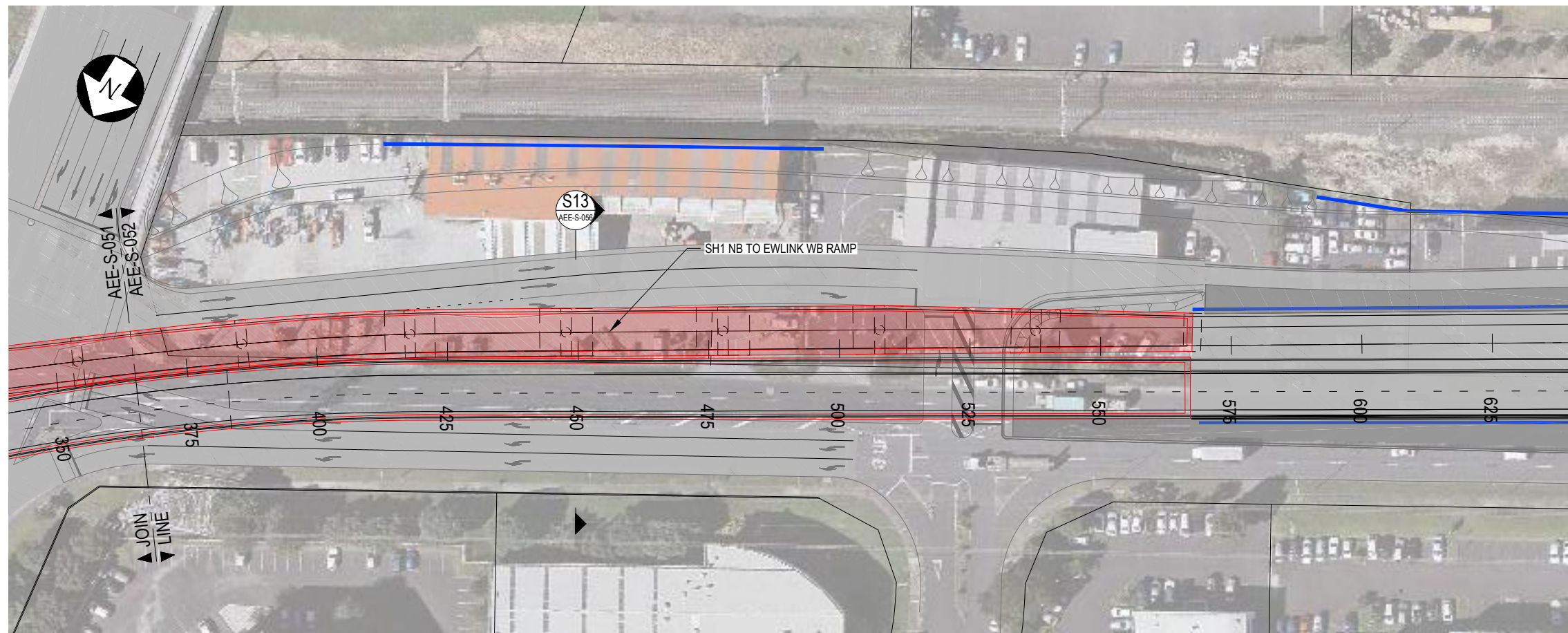
DISCLAIMER
 This drawing is for the purpose of supporting applications under the RMA for resource consents and designations. All information shown is subject to final design. Areas and measurements are subject to survey. Where the designs conflict with conditions the conditions will prevail. This Drawing **must not** be used for construction.



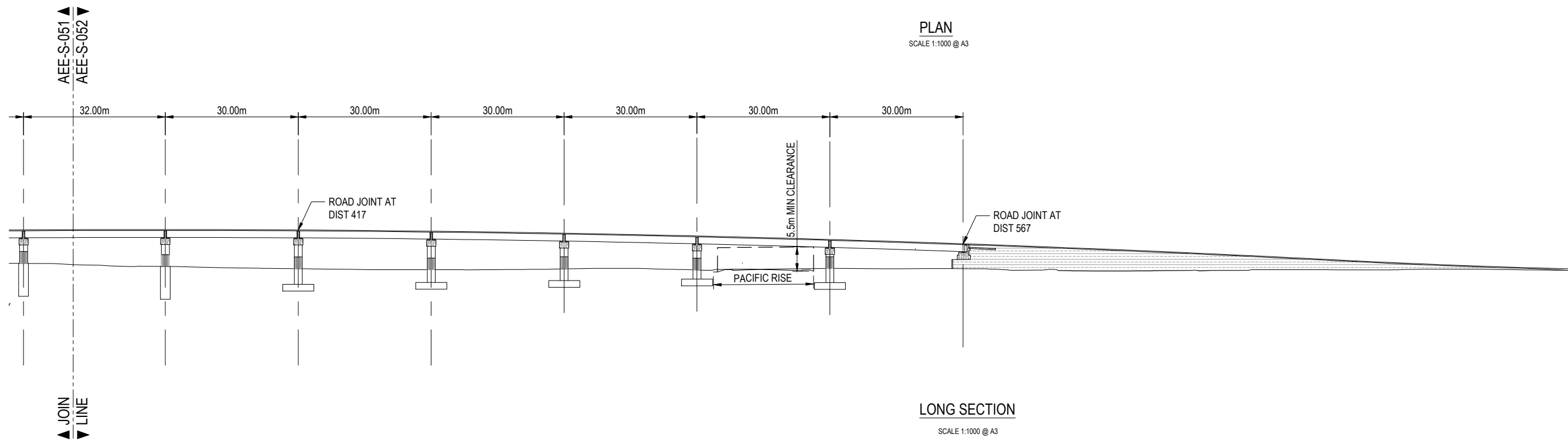
Drawn A RAM	Drafting Check J MURAHIDY	Reviewed Design Manager N NANCEKIVELL	Approved Alliance Manager J CALDWELL
Designed O LUMB	Design Check I BILLINGS	27.06.17	27.06.17
Scale: Original Scale (A1)	Reduced Scale (A3)	AS SHOWN	Contract No PA4014

Drawing Title STRUCTURAL SH1 NB TO EWLINK WB OFF RAMP PLAN AND LONGSECTION - SHEET 01 OF 02	Drawing Number AEE-S-051	Rev No. 2
--	-----------------------------	--------------

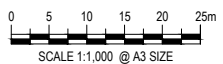
FOR BOI ISSUE



PLAN
SCALE 1:1000 @ A3



LONG SECTION
SCALE 1:1000 @ A3



FOR BOI ISSUE

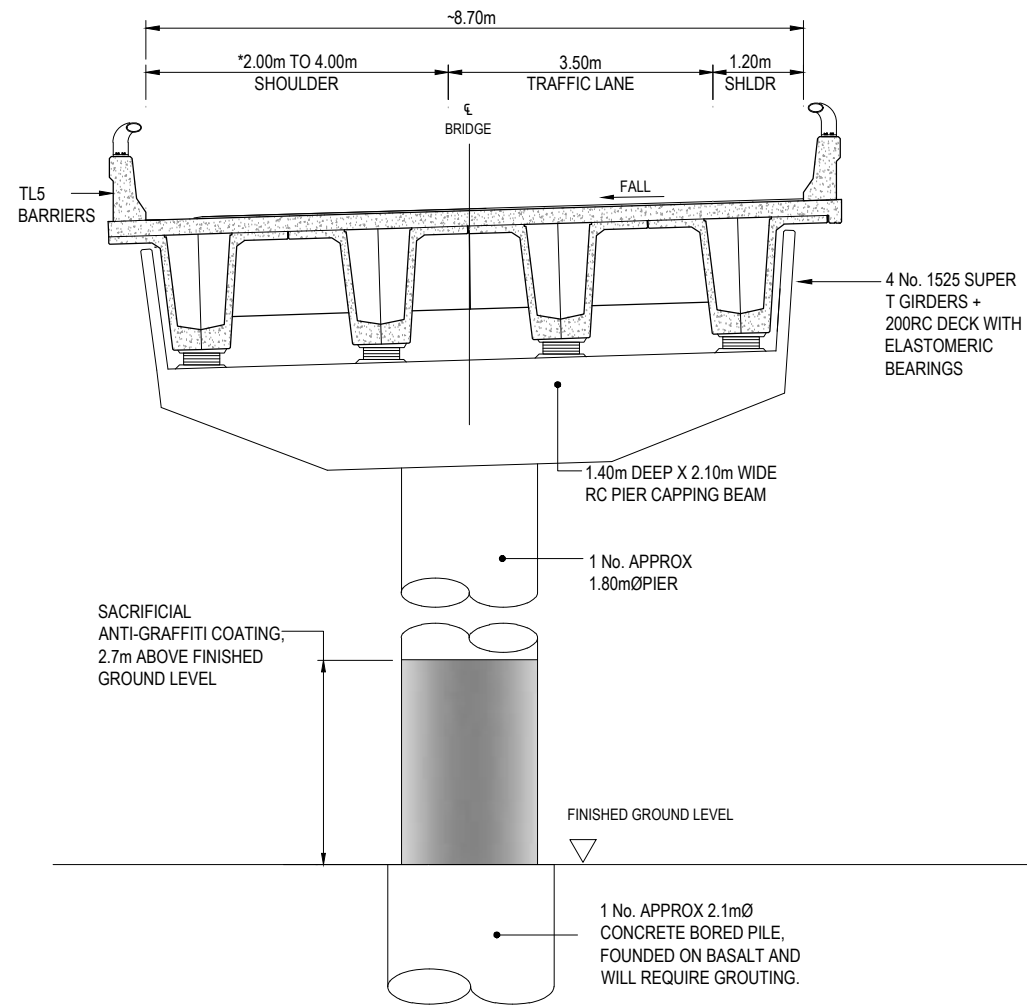
No.	Issued Status	Drawn	Check'd	App'd	Date
2	BOARD OF INQUIRY	RT	NN	JC	27.06.2017
1	ISSUED FOR CONSENT - GSR GRADE SEPARATION	AR	NN*	PK*	14.12.2016
0	ISSUED FOR CONSENT	AR	NN*	PK*	01.12.2016

DISCLAIMER
This drawing is for the purpose of supporting applications under the RMA for resource consents and designations. All information shown is subject to final design. Areas and measurements are subject to survey. Where the designs conflict with conditions the conditions will prevail. This Drawing **must not** be used for construction

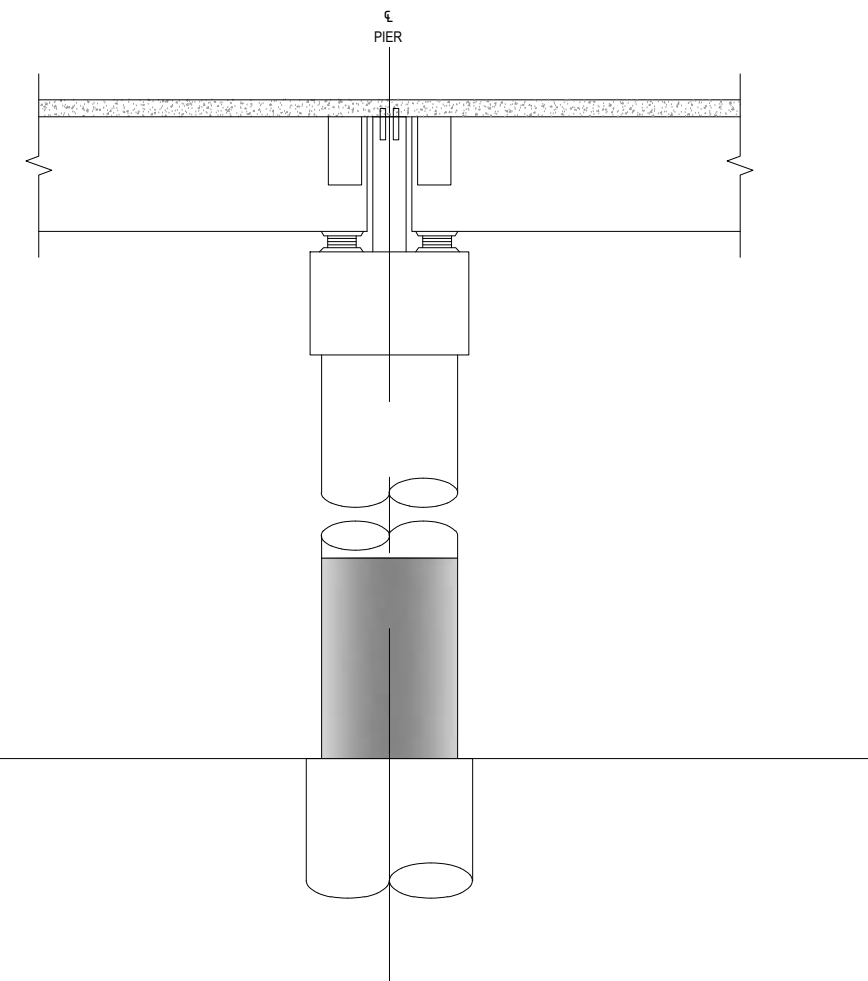


Drawn A RAM	Drafting Check J MURAHIDY	Reviewed Design Manager N NANCEKIVELL	Approved Alliance Manager J CALDWELL
Designed O LUMB	Design Check I BILLINGS	27.06.17	27.06.17
Scale: Original Scale (A1)	Reduced Scale (A3)	AS SHOWN	Contract No PA4014

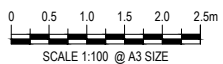
Drawing Title STRUCTURAL SH1 NB TO EWLINK WB OFF RAMP PLAN AND LONGSECTION - SHEET 01 OF 02	Drawing Number AEE-S-052	Rev No. 2
---	------------------------------------	---------------------



S12 SECTION - SH1 NB RAMP TO EASTWEST LINK WB - TYPICAL CROSS SECTION (PILED)
 AEE-S-051.S-052 SCALE 1:100 @ A3



LONGSECTION AT PIER
 SCALE 1:100 @ A3



FOR BOI ISSUE

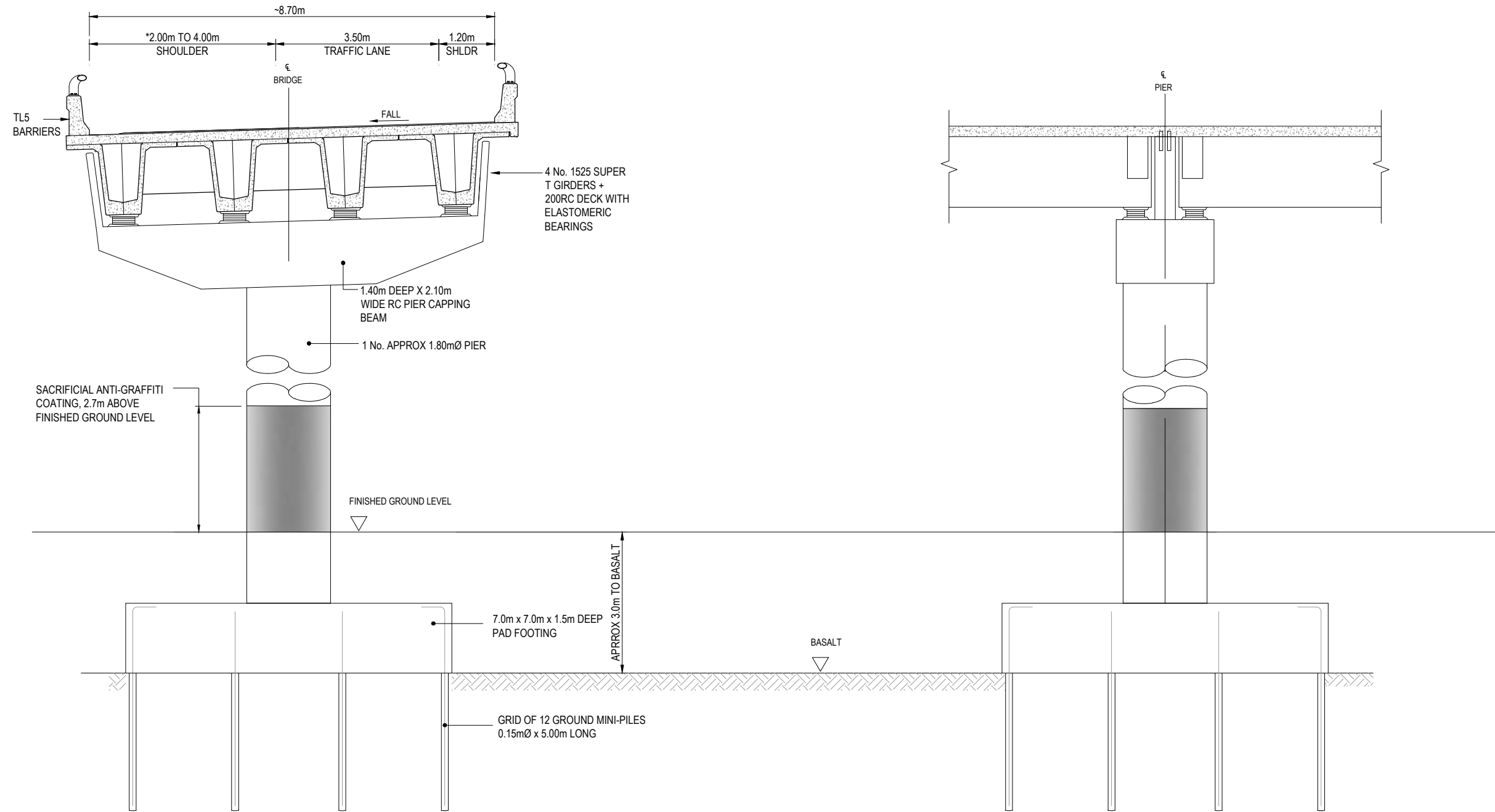
No.	Issued Status	Drawn	Check'd	App'd	Date
2	BOARD OF INQUIRY	RT	NN	JC	27.06.2017
1	ISSUED FOR CONSENT - GSR GRADE SEPARATION	AR	NN*	PK*	14.12.2016
0	ISSUED FOR CONSENT	AR	NN*	PK*	01.12.2016

DISCLAIMER
 This drawing is for the purpose of supporting applications under the RMA for resource consents and designations. All information shown is subject to final design. Areas and measurements are subject to survey. Where the designs conflict with conditions the conditions will prevail. This Drawing **must not** be used for construction



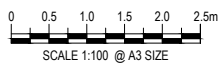
Drawn	A RAM	Drafting Check	J MURAHIDY	Reviewed Design Manager	N NANCEKIVELL	Approved Alliance Manager	J CALDWELL
Designed	O LUMB	Design Check	I BILLINGS		27.06.17		27.06.17
Scale:	Original Scale (A1)	Reduced Scale (A3)	AS SHOWN	Contract No	PA4014		

Drawing Title	STRUCTURAL SH1 NB TO EWLINK WB OFF RAMP TYPICAL CROSS SECTION - SHEET 01 OF 02		
Drawing Number	AEE-S-055		
Rev No.	2		



S13 SECTION - SH1 NB RAMP TO EASTWEST LINK WB - TYPICAL CROSS SECTION (PAD FOOTINGS)
AEE-S-056 SCALE 1:100 @ A3

LONGSECTION AT PIER
 SCALE 1:100 @ A3



FOR BOI ISSUE

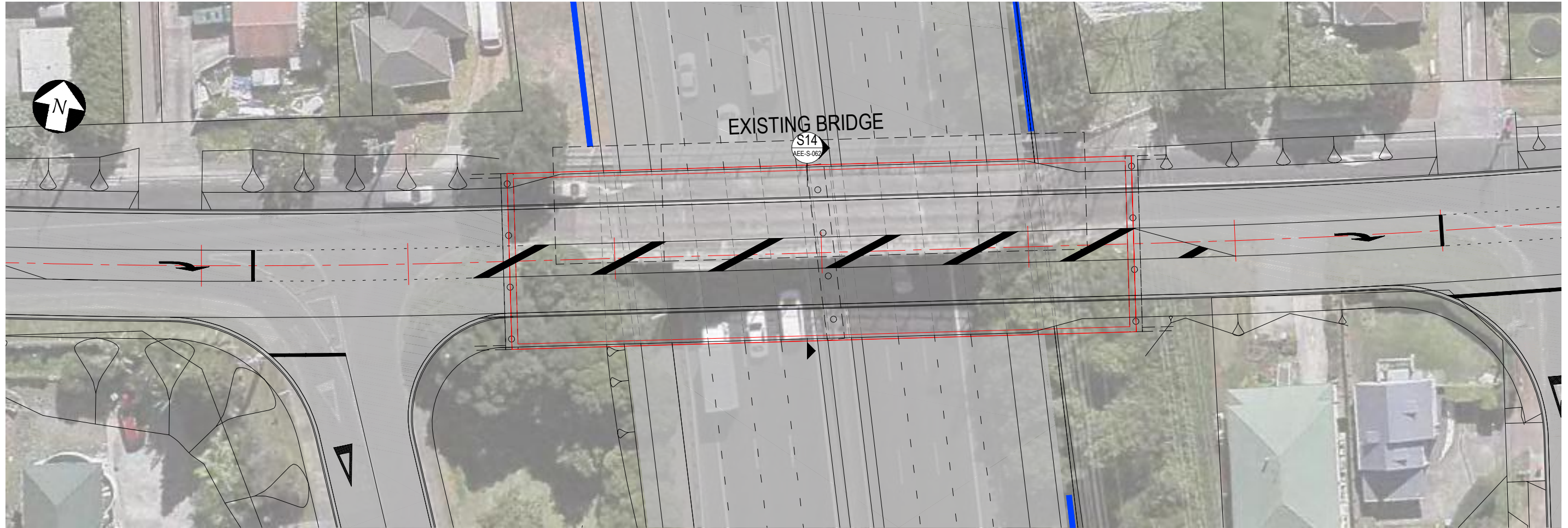
No.	Issued Status	Drawn	Check'd	App'd	Date
2	BOARD OF INQUIRY	RT	NN	JC	27.06.2017
1	ISSUED FOR CONSENT - GSR GRADE SEPARATION	AR	NN*	PK*	14.12.2016
0	ISSUED FOR CONSENT	AR	NN*	PK*	01.12.2016

DISCLAIMER
 This drawing is for the purpose of supporting applications under the RMA for resource consents and designations. All information shown is subject to final design. Areas and measurements are subject to survey. Where the designs conflict with conditions the conditions will prevail. This Drawing **must not** be used for construction

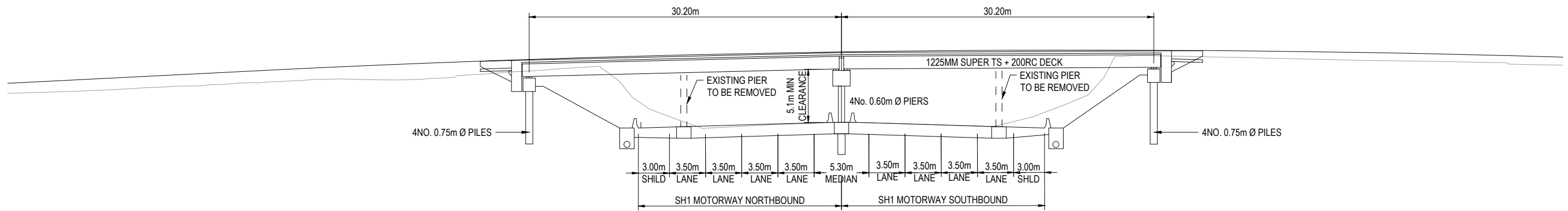


Drawn A RAM	Drafting Check J MURAHIDY	Reviewed Design Manager N NANCEKIVELL	Approved Alliance Manager J CALDWELL
Designed O LUMB	Design Check I BILLINGS	27.06.17	27.06.17
Scale: Original Scale (A1)	Reduced Scale (A3)	AS SHOWN	Contract No PA4014

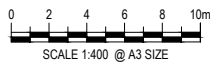
Drawing Title STRUCTURAL SH1 NB TO EWLINK WB OFF RAMP TYPICAL CROSS SECTION - SHEET 2 OF 02	Rev No. 2
Drawing Number AEE-S-056	



PLAN
SCALE 1:400 @ A3



LONG SECTION
SCALE 1:400 @ A3



FOR BOI ISSUE

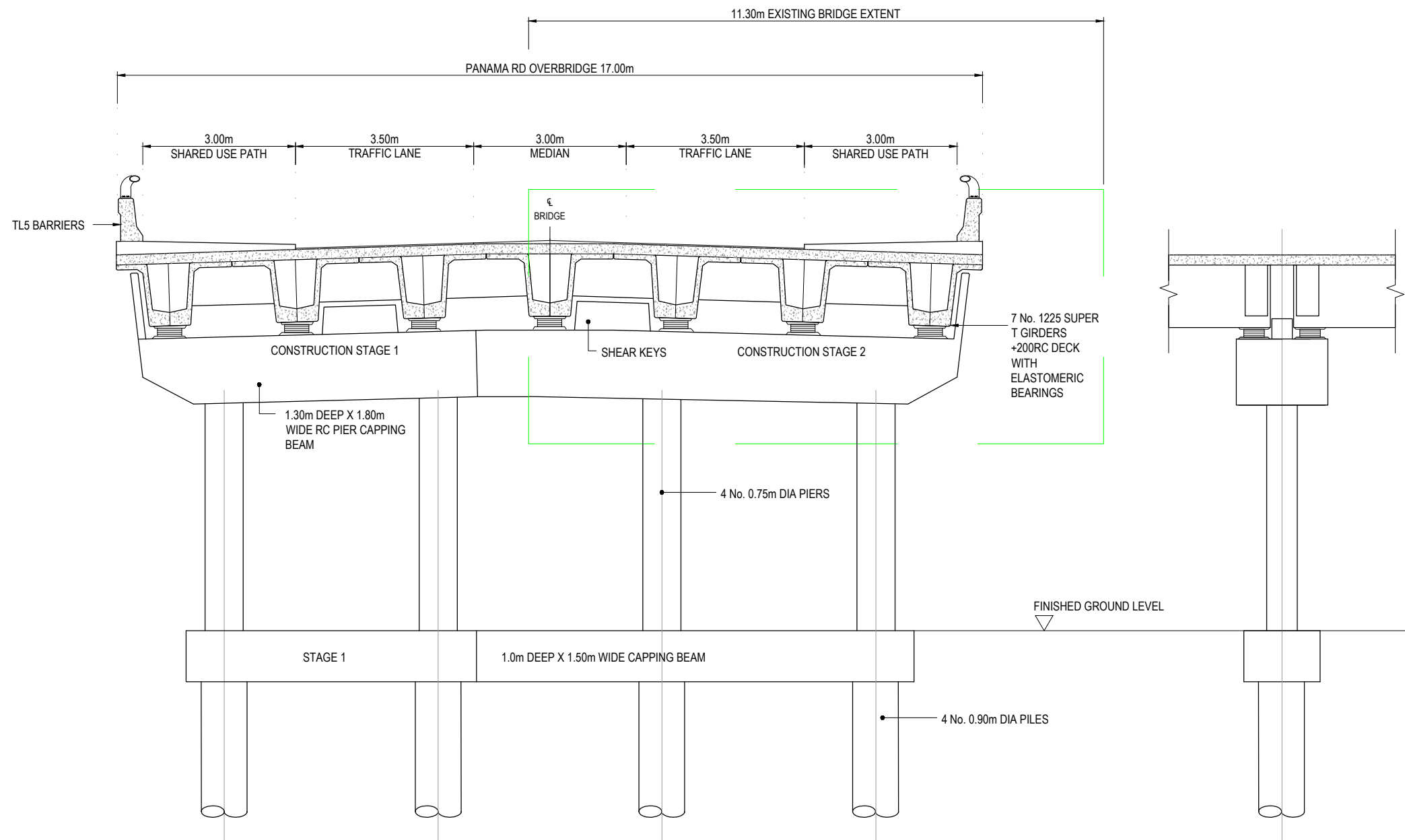
No.	Issued Status	Drawn	Check'd	App'd	Date
1	BOARD OF INQUIRY	RT	NN	JC	27.06.2017
0	ISSUED FOR CONSENT	AR	NN*	PK*	01.12.2016

DISCLAIMER
This drawing is for the purpose of supporting applications under the RMA for resource consents and designations. All information shown is subject to final design. Areas and measurements are subject to survey. Where the designs conflict with conditions the conditions will prevail. This Drawing **must not** be used for construction



Drawn	A RAM	Drafting Check	J MURAHIDY	Reviewed Design Manager	N NANCEKIVELL	Approved Alliance Manager	J CALDWELL
Designed	O LUMB	Design Check	I BILLINGS		27.06.17		27.06.17
Scale:	Original Scale (A1)	Reduced Scale (A3)	AS SHOWN	Contract No	PA4014		

Drawing Title	STRUCTURAL PANAMA ROAD OVERBRIDGE PLAN AND LONGSECTION		
Drawing Number	AEE-S-061	Rev No.	1



S14 SECTION - PANAMA RD BRIDGE - TYPICAL CROSS SECTION
 AEE-S-061 SCALE 1:100 @ A3



FOR BOI ISSUE

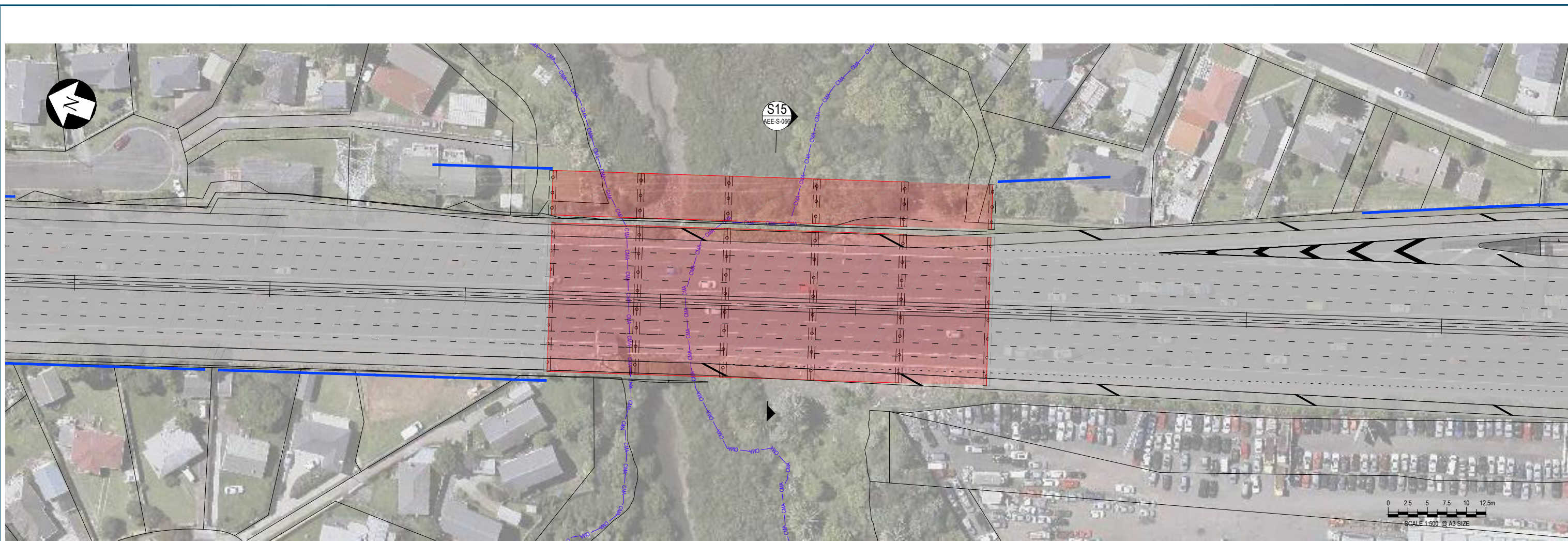
No.	Issued Status	Drawn	Check'd	App'd	Date
1	BOARD OF INQUIRY	RT	NN	JC	27.06.2017
0	ISSUED FOR CONSENT	AR	NN*	PK*	01.12.2016

DISCLAIMER
 This drawing is for the purpose of supporting applications under the RMA for resource consents and designations. All information shown is subject to final design. Areas and measurements are subject to survey. Where the designs conflict with conditions the conditions will prevail. This Drawing **must not** be used for construction.

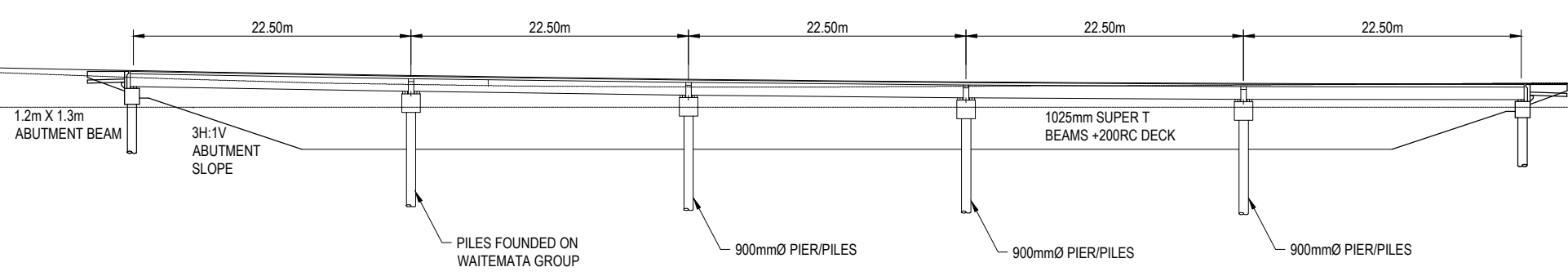


Drawn A RAM	Drafting Check J MURAHIDY	Reviewed Design Manager N NANCEKIVELL	Approved Alliance Manager J CALDWELL
Designed O LUMB	Design Check I BILLINGS	27.06.17	27.06.17
Scale: Original Scale (A1)	Reduced Scale (A3)	AS SHOWN	Contract No PA4014

Drawing Title STRUCTURAL PANAMA ROAD OVERBRIDGE TYPICAL CROSS SECTION	Rev No. 1
Drawing Number AEE-S-062	



PLAN
SCALE 1:500 @ A3



LONG SECTION
SCALE 1:250 @ A3

FOR BOI ISSUE

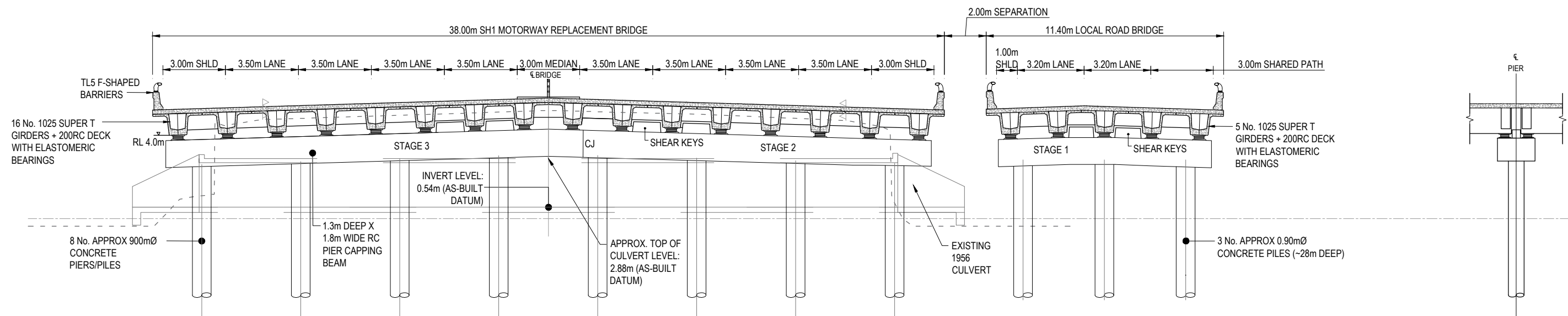
No.	Issued Status	Drawn	Check'd	App'd	Date
1	BOARD OF INQUIRY	RT	NN	JC	27.06.2017
0	ISSUED FOR CONSENT	AR	NN*	PK*	01.12.2016

DISCLAIMER
This drawing is for the purpose of supporting applications under the RMA for resource consents and designations. All information shown is subject to final design. Areas and measurements are subject to survey. Where the designs conflict with conditions the conditions will prevail. This Drawing **must not** be used for construction

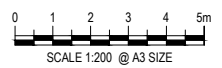


Drawn A RAM	Drafting Check J MURAHIDY	Reviewed Design Manager N NANCEKIVELL	Approved Alliance Manager J CALDWELL
Designed O LUMB	Design Check I BILLINGS	27.06.17	27.06.17
Scale: Original Scale (A1)	Reduced Scale (A3)	AS SHOWN	Contract No PA4014

Drawing Title STRUCTURAL OTAHUHU CREEK PLAN AND LONGSECTION	Rev No. 1
Drawing Number AEE-S-065	



S15 SECTION - OTAHUHU CREEK BRIDGE - TYPICAL CROSS SECTION
 AEE-S-065 SCALE 1:200 @ A3



FOR BOI ISSUE

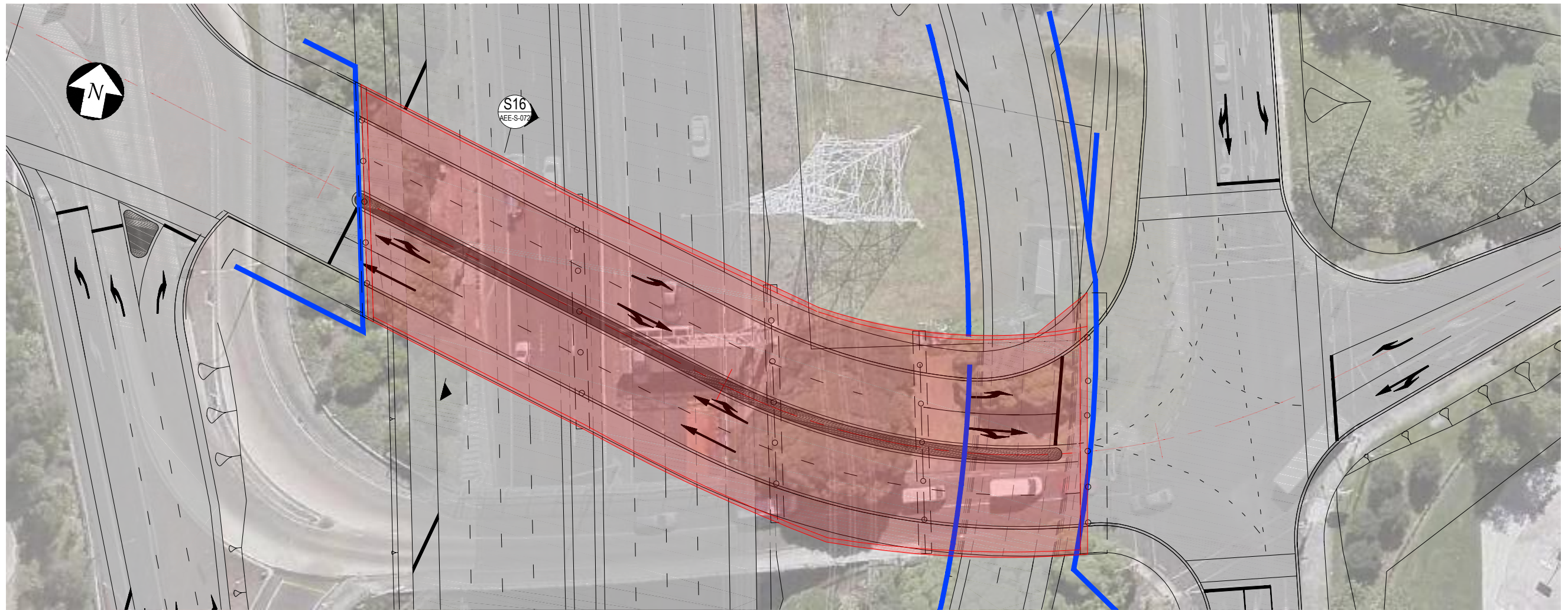
No.	Issued Status	Drawn	Check'd	App'd	Date
1	BOARD OF INQUIRY	RT	NN	JC	27.06.2017
0	ISSUED FOR CONSENT	AR	NN*	PK*	01.12.2016

DISCLAIMER
 This drawing is for the purpose of supporting applications under the RMA for resource consents and designations. All information shown is subject to final design. Areas and measurements are subject to survey. Where the designs conflict with conditions the conditions will prevail. This Drawing **must not** be used for construction



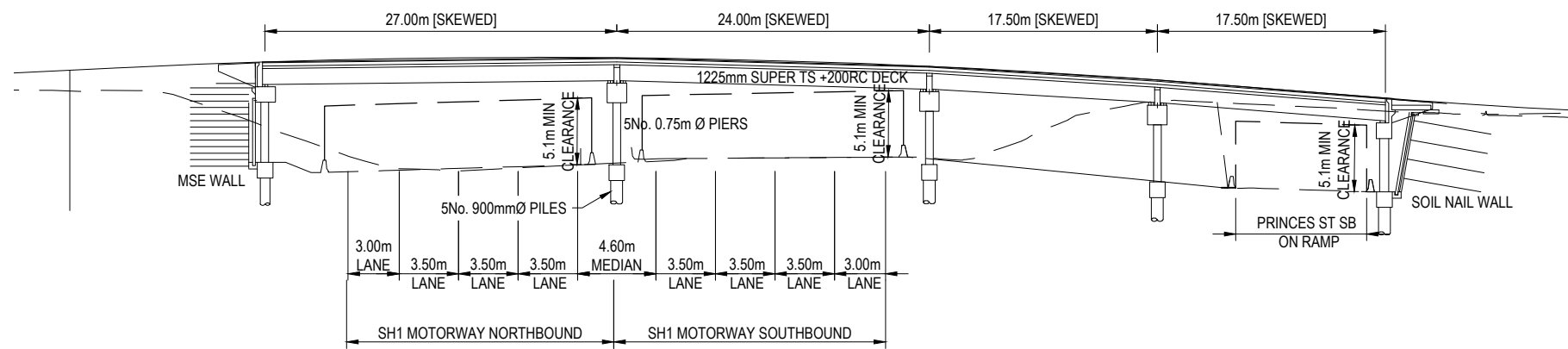
Drawn A RAM	Drafting Check J MURAHIDY	Reviewed Design Manager N NANCEKIVELL	Approved Alliance Manager J CALDWELL
Designed O LUMB	Design Check I BILLINGS	27.06.17	27.06.17
Scale: Original Scale (A1)	Reduced Scale (A3)	AS SHOWN	Contract No PA4014

Drawing Title STRUCTURAL OTAHUHU CREEK TYPICAL CROSS SECTION	Rev No. 1
Drawing Number AEE-S-066	



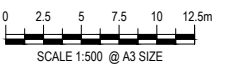
PLAN

SCALE 1:500 @ A3



LONG SECTION

SCALE 1:500 @ A3



FOR BOI ISSUE

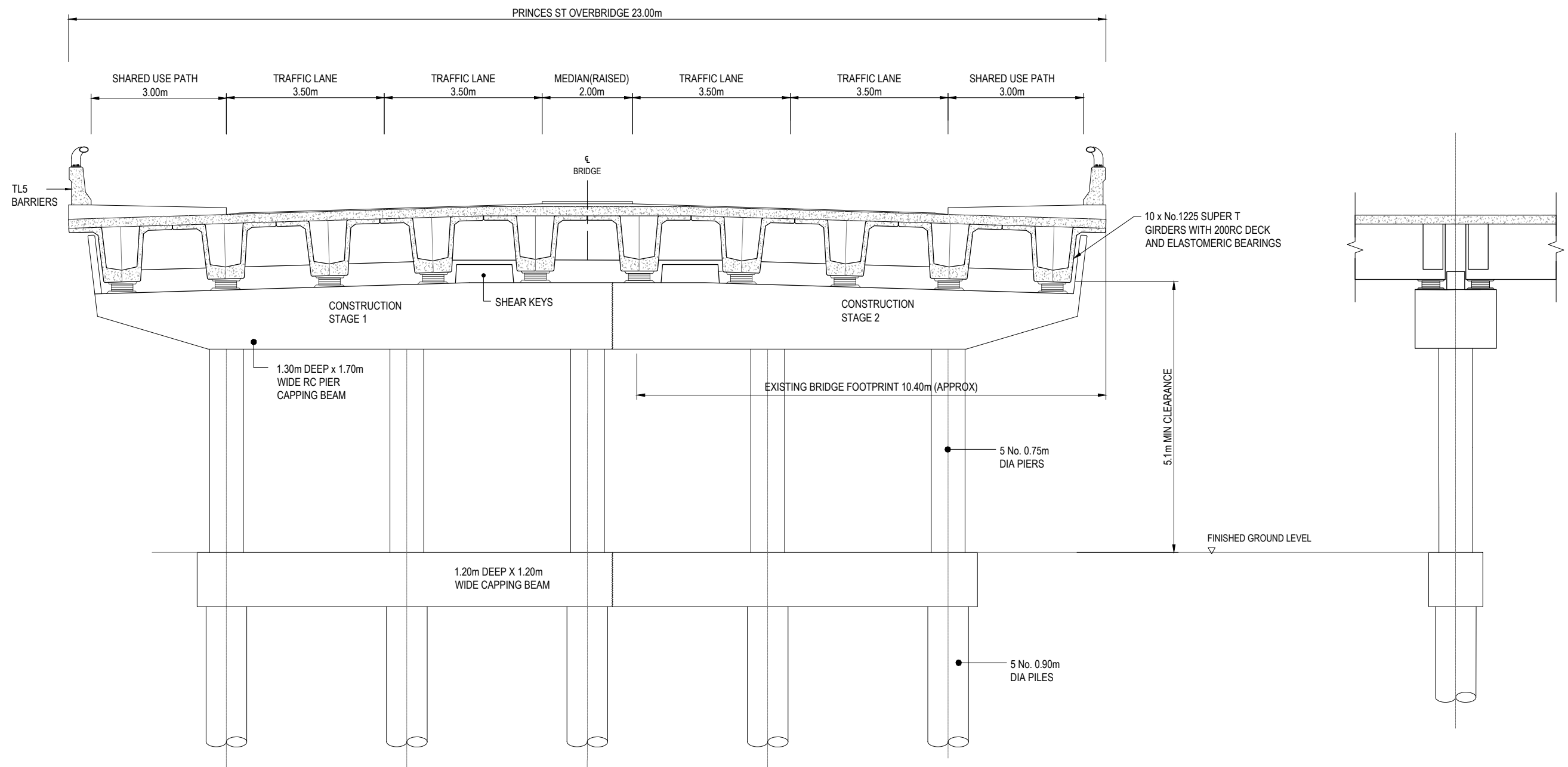
No.	Issued Status	Drawn	Check'd	App'd	Date
1	BOARD OF INQUIRY	RT	NN	JC	27.06.2017
0	ISSUED FOR CONSENT	AR	NN*	PK*	01.12.2016

DISCLAIMER
 This drawing is for the purpose of supporting applications under the RMA for resource consents and designations. All information shown is subject to final design. Areas and measurements are subject to survey. Where the designs conflict with conditions the conditions will prevail. This Drawing **must not** be used for construction



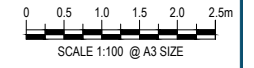
Drawn A RAM	Drafting Check J MURAHIDY	Reviewed Design Manager N NANCEKIVELL	Approved Alliance Manager J CALDWELL
Designed O LUMB	Design Check I BILLINGS	27.06.17	27.06.17
Scale: Original Scale (A1)	Reduced Scale (A3)	AS SHOWN	Contract No PA4014

Drawing Title STRUCTURAL PRINCES ST OVERBRIDGE PLAN AND LONGSECTION	Rev No. 1
Drawing Number AEE-S-071	



S16 SECTION - PRINCES ST OVERBRIDGE - TYPICAL CROSS SECTION
AEE-S-071 SCALE 1:100 @ A3

LONGSECTION AT PIER
SCALE 1:100 @ A3



FOR BOI ISSUE

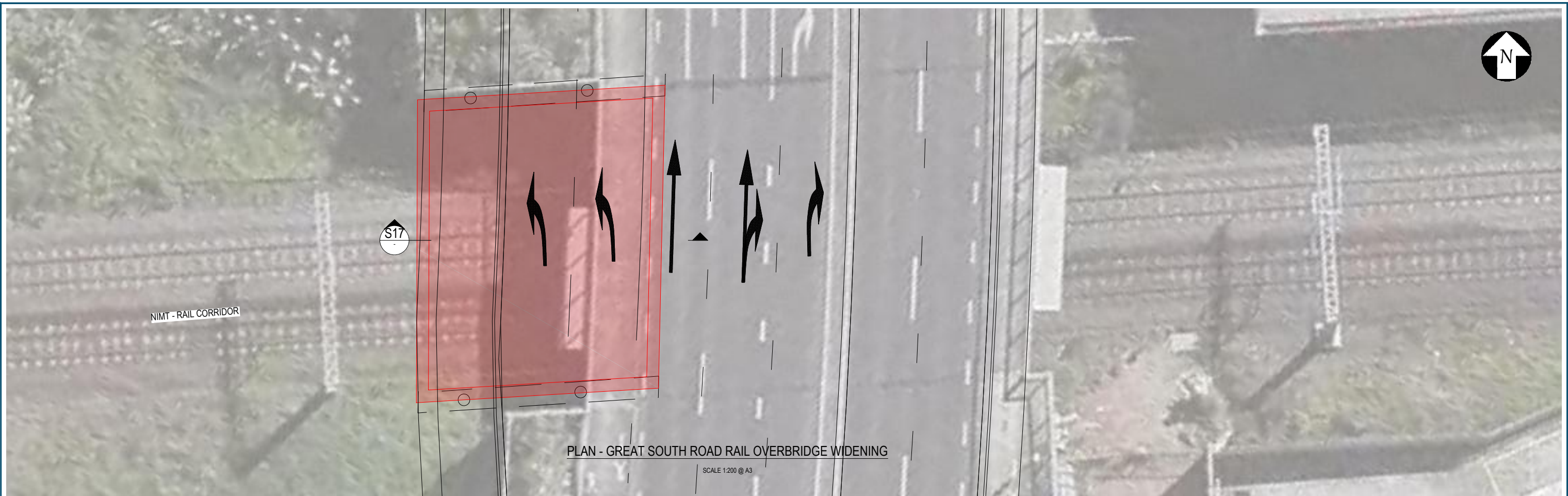
No.	Issued Status	Drawn	Check'd	App'd	Date
1	BOARD OF INQUIRY	RT	NN	JC	27.06.2017
0	ISSUED FOR CONSENT	AR	NN*	PK*	01.12.2016

DISCLAIMER
 This drawing is for the purpose of supporting applications under the RMA for resource consents and designations. All information shown is subject to final design. Areas and measurements are subject to survey. Where the designs conflict with conditions the conditions will prevail. This Drawing **must not** be used for construction.



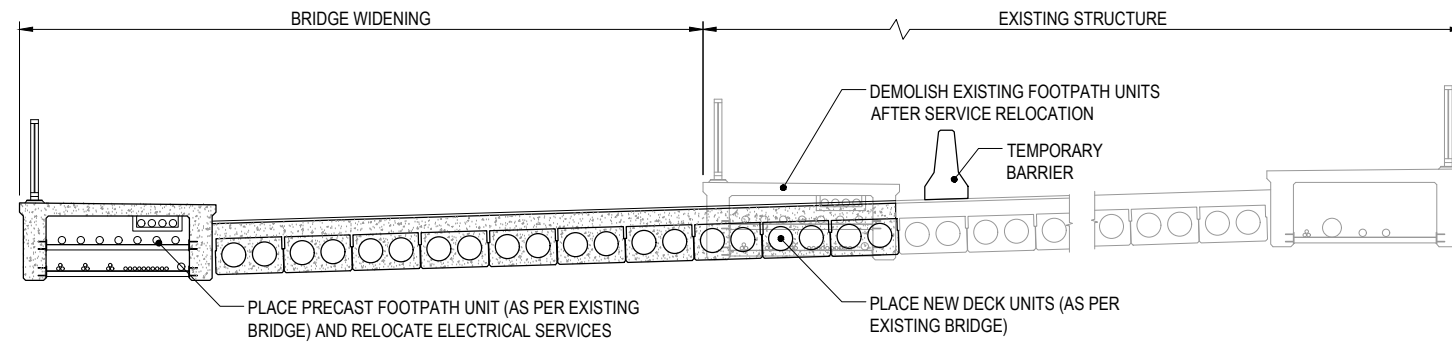
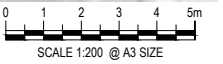
Drawn A RAM	Drafting Check J MURAHIDY	Reviewed Design Manager N NANCEKIVELL	Approved Alliance Manager J CALDWELL
Designed O LUMB	Design Check I BILLINGS	27.06.17	27.06.17
Scale: Original Scale (A1)	Reduced Scale (A3)	AS SHOWN	Contract No PA4014

Drawing Title STRUCTURAL PRINCES ST OVERBRIDGE TYPICAL CROSS SECTION	Rev No. 1
Drawing Number AEE-S-072	



PLAN - GREAT SOUTH ROAD RAIL OVERBRIDGE WIDENING

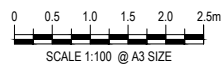
SCALE 1:200 @ A3



S17 SECTION - GREAT SOUTH ROAD RAIL OVERBRIDGE WIDENING

AEE-C-300.AEE-S-81

SCALE 1:100 @ A3



2	BOARD OF INQUIRY	RT	NN	JC	27.06.2017
1	ISSUED FOR CONSENT - GSR GRADE SEPARATION	AR	NN*	PK*	14.12.2016
0	ISSUED FOR CONSENT	AR	NN*	PK*	01.12.2016
No.	Issued Status	Drawn	Check'd	App'd	Date

DISCLAIMER
This drawing is for the purpose of supporting applications under the RMA for resource consents and designations. All information shown is subject to final design. Areas and measurements are subject to survey. Where the designs conflict with conditions the conditions will prevail. This Drawing **must not** be used for construction



Drawn	A RAM	Drafting Check	J MURAHIDY	Reviewed Design Manager	N NANCEKIVELL	Approved Alliance Manager	J CALDWELL
Designed	O LUMB	Design Check	I BILLINGS		27.06.17		27.06.17
Scale:	Original Scale (A1)	Reduced Scale (A3)	AS SHOWN	Contract No	PA4014		

Drawing Title	STRUCTURAL GREAT SOUTH ROAD RAIL OVERBRIDGE WIDENING PLAN AND SECTION		
Drawing Number	AEE-S-081	Rev No.	2

FOR BOI ISSUE