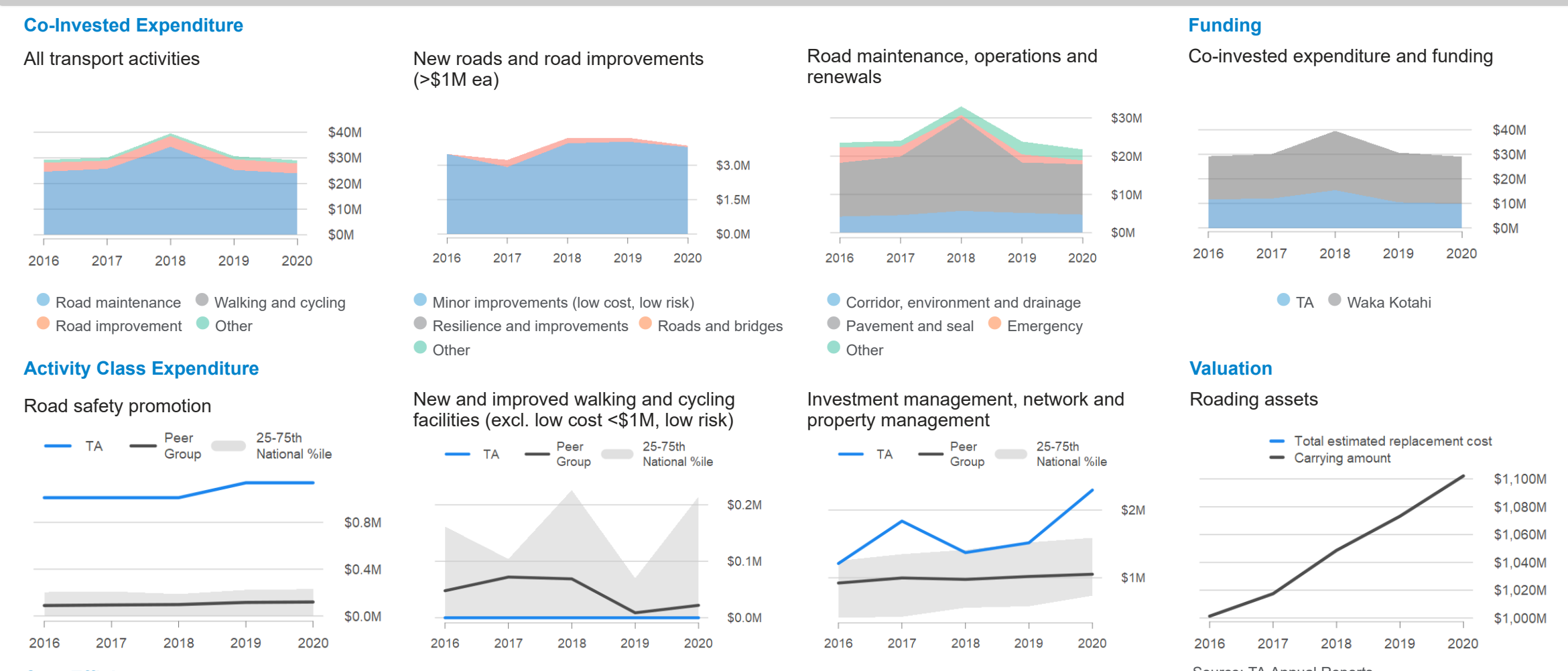


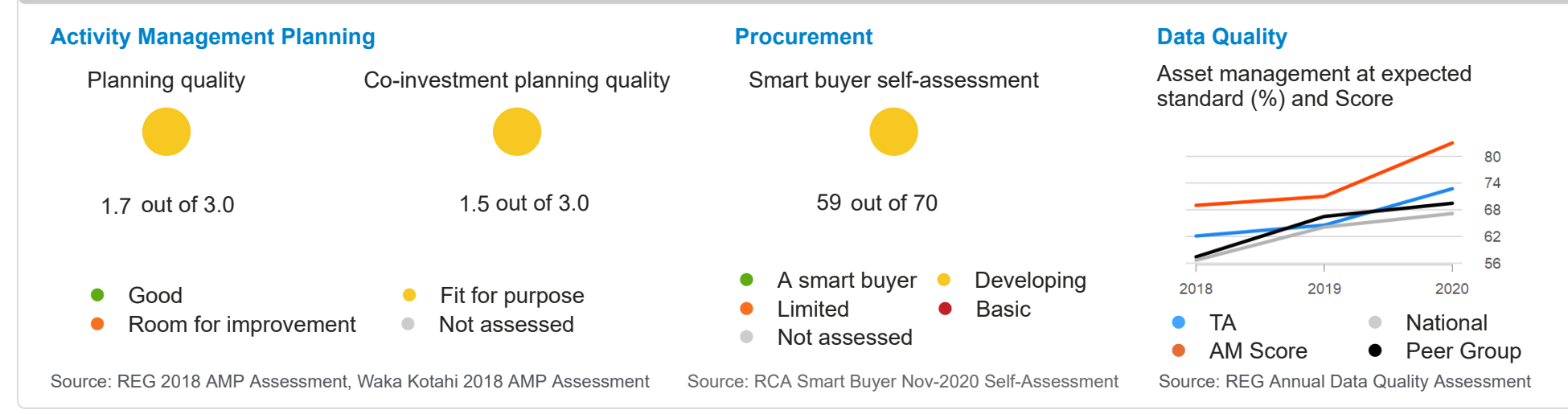
<b>71,000</b> Population	<b>\$2,168</b> GDP (\$M)	<b>\$1,102</b> Valuation (\$M)	<b>\$29.0</b> Expenditure (\$M)	<b>\$409</b> Expenditure per capita	<b>66%</b> FAR
<b>2,507</b> Total (km)	<b>877</b> Sealed (km)	<b>1,630</b> Unsealed (km)	<b>2,304</b> Rural (km)	<b>203</b> Urban (km)	<b>723</b> No. of bridges

**\$126.4M (47.2%)** Total 2018-21 NLTP Budget (\$M)/ Total Budget Spent (%)

## Delivery Expenditure, Funding, Cost Efficiency and Valuation



## Activity Management Planning, Procurement and Data Quality



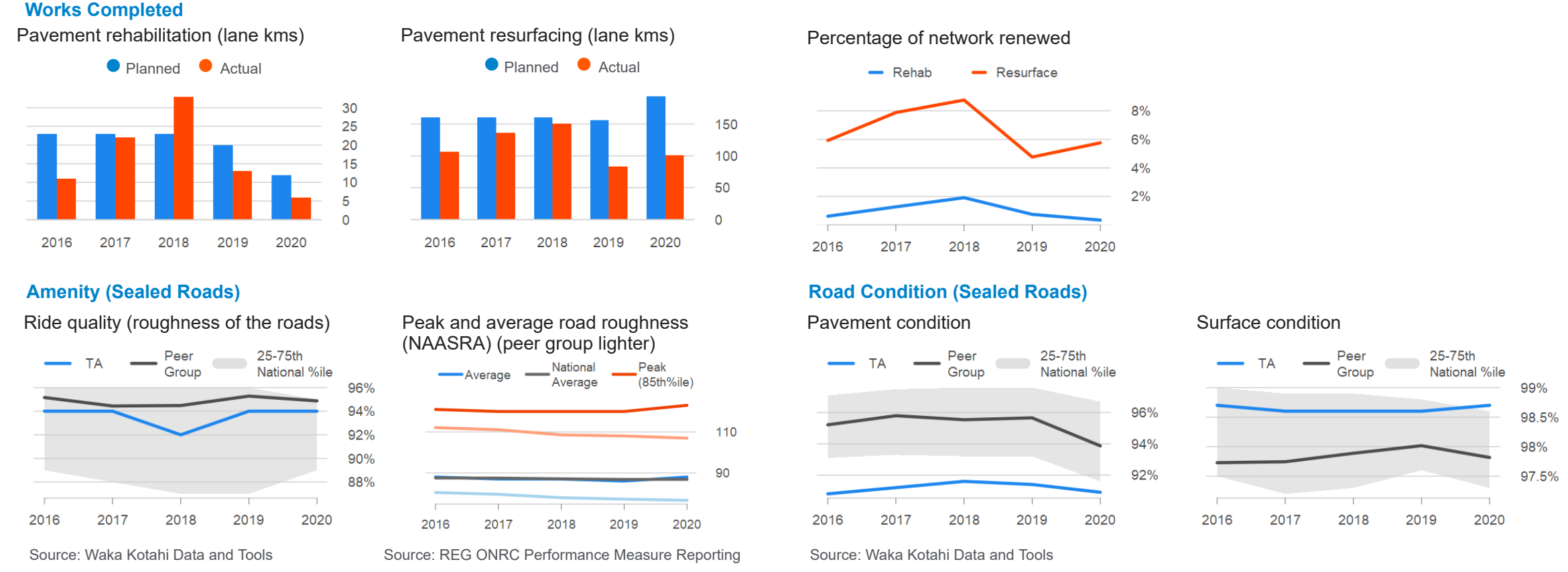
## Service Performance LGA Non-Financial Performance Measures

**Annual Targets Achieved**

Measure	2015-25 Long Term Plan			2018-28 Long Term Plan	
	2015/16	2016/17	2017/18	2018/19	2019/20
Provision of roads and footpaths	●	●	●	●	●
Road safety	●	●	●	●	●
Condition of the sealed road network	●	●	●	●	●
Maintenance of the sealed road network	●	●	●	●	●
Condition of the footpaths within the local road network	●	●	●	●	●
Response to service requests	●	●	●	●	●

Legend: ● Target achieved, ● Partially achieved, ● Target not achieved, ● Not reported

## Achievements Works Completed, Amenity and Road Condition



## Co-Investor Assurance Investment Performance

