

**Old**

WOF book cover



**INSTRUCTIONS:**

1. Ensure the Warrant book shows the correct year of expiry.
2. Fold the flap of the back cover behind the form as a backing sheet.
3. Use a pen (preferably fade resistant) with firm pressure to fill in details.
4. Remove the label from the book at the perforation; ensure the carbon copy which remains in the book as your transaction record separates from the top sheet.
5. Punch both the month and the year of expiry from the label.
6. Remove backing paper completely and fix label to windscreen on the inner right side - ensure glass is clean and free from moisture.
7. Remove both small WOF serial number stickers and affix one on the file copy checksheet as a cross reference, the other to the customer's copy of the checksheet.

LT4081

**Warrant  
of  
Fitness  
2023  
2024  
2025  
2026**

**New**

WOF book cover

**Instructions**

1. Ensure the Warrant book shows the correct year of expiry.
2. Fold the flap of the back cover behind the form as a backing sheet.
3. Use a pen (preferably fade resistant) with firm pressure to fill in details.
4. Remove the label from the book at the perforation; ensure the carbon copy which remains in the book as your transaction record separates from the top sheet.
5. Punch both the month and the year of expiry from the label.
6. Remove backing paper completely and fix label to windscreen on the inner right side - ensure glass is clean and free from moisture.
7. Remove both small WOF serial number stickers and affix one on the file copy checksheet as a cross reference, the other to the customer's copy of the checksheet.



LT4081

**Warrant  
of  
Fitness  
2024  
2025  
2026  
2027**

WOF label

The label features the WAKA KOTAHI NZ TRANSPORT AGENCY logo and the text "Warrant of Fitness". It includes a form with fields for "ISSUED BY:", "REGN NO:", "SYSTEM AUTH NO:", and "EXPIRES: / /". A "Tick if OFFLINE" checkbox is present. Below the form, it says "Check your tyres, wipers and lights regularly". At the bottom, there are four boxes containing the years 23, 24, 25, and 26. The label is surrounded by a grid of numbers 1 through 12.

WOF label

The label features the WAKA KOTAHI NZ TRANSPORT AGENCY logo and the text "Warrant of Fitness". It includes a form with fields for "ISSUED BY:", "REGN NO:", "SYSTEM AUTH NO:", and "EXPIRES: / /". A "Tick if OFFLINE" checkbox is present. Below the form, it says "Check your tyres, wipers and lights regularly". At the bottom, there are four boxes containing the years 24, 25, 26, and 27. The label is surrounded by a grid of numbers 1 through 12.

**Old**

COF cover



INSTRUCTIONS:

1. Use a ballpoint pin to fill in details on both parts of the form.
2. Remove the label from the book at the perforation. The recording slip remains in the book as your record.
3. Punch both the year and month of expiry from the label.
4. Remove backing paper completely and fix label to windscreen on the inner right side - ensure glass is clean and free from moisture.

NOTE: This book is a security item and should be kept under lock and key.

LT4012

**Certificate  
of  
Fitness  
2023  
2024  
2025  
2026**

**New**

COF cover

Instructions:

1. Use a ballpoint pin to fill in details on both parts of the form.
2. Remove the label from the book at the perforation. The recording slip remains in the book as your record.
3. Punch both the year and month of expiry from the label.
4. Remove backing paper completely and fix label to windscreen on the inner right side - ensure glass is clean and free from moisture.

Note: this book is a security item and should be kept under lock and key.



LT4012

**Certificate  
of  
Fitness  
2024  
2025  
2026  
2027**

COF label

1 WAKA KOTAHI NZ TRANSPORT AGENCY 7  
2 Certificate of Fitness 8  
3 9  
4 10  
5 11  
6 12  
23 24 25 26

VEHICLE INSPECTOR: \_\_\_\_\_

REGN NO: \_\_\_\_\_

DATE COF ISSUED: \_\_\_\_\_

DATE COF EXPIRES: \_\_\_\_\_

7 ISSUED BY: \_\_\_\_\_ 1  
8 \_\_\_\_\_ 2  
9 REGN NO: \_\_\_\_\_ 3  
10 MAKE: \_\_\_\_\_ 4  
11 COF NOT VALID UNLESS COMPLETED 5  
12 EXPIRES: / / \_\_\_\_\_ 6

Check your tyres, wipers and lights regularly

26 25 24 23

COF label

1 WAKA KOTAHI NZ TRANSPORT AGENCY 7  
2 Certificate of Fitness 8  
3 9  
4 10  
5 11  
6 12  
24 25 26 27

VEHICLE INSPECTOR: \_\_\_\_\_

REGN NO: \_\_\_\_\_

DATE COF ISSUED: \_\_\_\_\_

DATE COF EXPIRES: \_\_\_\_\_


7 ISSUED BY: \_\_\_\_\_ 1  
8 \_\_\_\_\_ 2  
9 REGN NO: \_\_\_\_\_ 3  
10 MAKE: \_\_\_\_\_ 4  
11 COF NOT VALID UNLESS COMPLETED 5  
12 EXPIRES: / / \_\_\_\_\_ 6

Check your tyres, wipers and lights regularly

27 26 25 24


Old

4085N cover



New

4085N cover



4085N form

**NZ TRANSPORT AGENCY** WAKA KOTAHĪ  
New vehicle compliance certificate 4085N  
Certificate no. NA XXXXXX

To be completed by the approved vehicle inspector taking certification responsibility.

**Class of vehicle**  
Vehicle class as defined in Land Transport Rule: Vehicle Standards Compliance 2002 (see notes 2 and 3)  
If vehicle does not fit any of the defined classes, type of vehicle (eg. mobile machine)

**Vehicle description**  
Make \_\_\_\_\_ Model \_\_\_\_\_  
Year of manufacture \_\_\_\_\_  
cc rating of engine (leave blank if engine type 03)  
Basic colour \_\_\_\_\_ Second colour \_\_\_\_\_

**Vehicle identifiers**  
VIN \_\_\_\_\_  
Engine number \_\_\_\_\_

**Certification**  
Check sheet number \_\_\_\_\_  
I certify that the vehicle described above complies with all applicable requirements of (see note 4):  
 Good Service Vehicle (Construction) Regulations 1936  
 Heavy Motor Vehicle Regulations 1974  
 Passenger Service Vehicle Construction Regulations 1978 (as amended by Passenger Service Vehicle Construction Amendment Regulations 1999 and Land Transport Rule: Passenger Service Vehicle 1999)  
 Low Volume Vehicle Code  
 Traffic Regulations 1976, Part V (only for heavy vehicles) and Part VI (for all vehicles)  
 Transport (Vehicle Standards) Regulations 1990  
 Land Transport Rules relating to vehicles, their structure, systems, components and equipment.  
 Name of approved inspector (print clearly) \_\_\_\_\_ Date \_\_\_\_\_  
 Approval ID \_\_\_\_\_ Signature \_\_\_\_\_

**Attached documents**  
 Means by which original standards compliance is demonstrated (see note 5)  
 Specialist certification and other information used to verify compliance (see note 6)  
 Information pertaining to re-inspection of the vehicle

New Zealand Government 4085N 06/17

NOTES FOR 4085N

- Form 4085N is a Record of Determination in terms of section 6 of Land Transport Rule: Vehicle Standards Compliance 2002 (the rule). It applies on entry of a new vehicle to the Motor Vehicle Register. For used vehicles, use Form 4085U.
- The vehicle classes are specified in Table A of the rule.
- Vehicles listed as exceptions in section 6.1 of the rule are not required to be certified before registration.
- Form 4085N New vehicle compliance certificate (Record of Determination) is a signed statement by the vehicle inspector that the vehicle meets applicable requirements in the rule. Tick boxes are provided to indicate applicable compliance. The format of this form is intended to cover a wide range of new vehicles.
- Section 6.3 of the rule gives the NZ Transport Agency the power to require the means of demonstrating original standards compliance. A tick box is provided to indicate that the evidence has been attached.
- Evidence supplied by specialist certifiers or other information used to verify compliance should be attached. A tick box is provided to indicate that it has been attached.

4085N form

**WAKA KOTAHĪ** NZ TRANSPORT AGENCY  
New vehicle compliance certificate 4085N  
Certificate no. NA XXXXXX

To be completed by the approved vehicle inspector taking certification responsibility.

**Class of vehicle**  
Vehicle class as defined in Land Transport Rule: Vehicle Standards Compliance 2002 (see notes 2 and 3)  
If vehicle does not fit any of the defined classes, type of vehicle (eg. mobile machine)

**Vehicle description**  
Make \_\_\_\_\_ Model \_\_\_\_\_  
Year of manufacture \_\_\_\_\_  
cc rating of engine (leave blank if engine type 03)  
Basic colour \_\_\_\_\_ Second colour \_\_\_\_\_

**Vehicle identifiers**  
VIN \_\_\_\_\_  
Engine number \_\_\_\_\_

**Certification**  
Check sheet number \_\_\_\_\_  
I certify that the vehicle described above complies with all applicable requirements of (see note 4):  
 Good Service Vehicle (Construction) Regulations 1936  
 Heavy Motor Vehicle Regulations 1974  
 Passenger Service Vehicle Construction Regulations 1978 (as amended by Passenger Service Vehicle Construction Amendment Regulations 1999 and Land Transport Rule: Passenger Service Vehicle 1999)  
 Low Volume Vehicle Code  
 Traffic Regulations 1976, Part V (only for heavy vehicles) and Part VI (for all vehicles)  
 Transport (Vehicle Standards) Regulations 1990  
 Land Transport Rules relating to vehicles, their structure, systems, components and equipment.  
 Name of approved inspector (print clearly) \_\_\_\_\_ Date \_\_\_\_\_  
 Approval ID \_\_\_\_\_ Signature \_\_\_\_\_

**Attached documents**  
 Means by which original standards compliance is demonstrated (see note 5)  
 Specialist certification and other information used to verify compliance (see note 6)  
 Information pertaining to re-inspection of the vehicle

Waka Kotahi - New Zealand Government 4085N 10/23

NOTES FOR 4085N

- Form 4085N is a Record of Determination in terms of section 6 of Land Transport Rule: Vehicle Standards Compliance 2002 (the rule). It applies on entry of a new vehicle to the Motor Vehicle Register. For used vehicles, use Form 4085U.
- The vehicle classes are specified in Table A of the rule.
- Vehicles listed as exceptions in section 6.1 of the rule are not required to be certified before registration.
- Form 4085N New vehicle compliance certificate (Record of Determination) is a signed statement by the vehicle inspector that the vehicle meets applicable requirements in the rule. Tick boxes are provided to indicate applicable compliance. The format of this form is intended to cover a wide range of new vehicles.
- Section 6.3 of the rule gives the NZ Transport Agency the power to require the means of demonstrating original standards compliance. A tick box is provided to indicate that the evidence has been attached.
- Evidence supplied by specialist certifiers or other information used to verify compliance should be attached. A tick box is provided to indicate that it has been attached.

Old

4085U cover

Used vehicle compliance certificate

New

4085U cover

Used vehicle compliance certificate

4085U form

Form 4085U cover page with title 'Used vehicle compliance certificate' and 'Certificate no. UA'. Includes fields for Class of vehicle, Vehicle description, Vehicle identifiers, Certification, and Attached documents.

NOTES FOR 4085U

Form 4085U is a record of compliance in terms of section 6 of the Land Transport Rule: Vehicle Standards Compliance 2002. It applies on entry or re-entry of a used vehicle to the Motor Vehicle Register. 1. The vehicle classes are specified in Table A of the rule. 2. Vehicles listed as exceptions in section 6.1 of the Vehicle Standards Compliance Rule 2002 are not required to be certified before registration. 3. The record of compliance is a signed statement by the vehicle inspector that the vehicle meets applicable requirements in the acts, regulations and rules listed in schedule 1 of the rule. For the purposes of this form only the regulations and rules are listed on the form, each with a box to indicate applicable compliance. The format of the 4085U is intended to cover a wide range of cases including change of use. 4. The rule requires the record of compliance to include the means of demonstrating original standards compliance. The gazette notice of 10 March 1999 clarifies that this evidence can be provided by attaching relevant documentation. A box is provided for the certifier to indicate the evidence has been attached. 5. Similarly evidence supplied by specialist certifiers or other information used to verify compliance should also be attached.

4085U form

Form 4085U cover page with title 'Used vehicle compliance certificate' and 'Certificate no. UA'. Includes fields for Class of vehicle, Vehicle description, Vehicle identifiers, Certification, and Attached documents. Includes a 'Check sheet number' field.

NOTES FOR 4085U

Form 4085U is a record of compliance in terms of section 6 of the Land Transport Rule: Vehicle Standards Compliance 2002. It applies on entry or re-entry of a used vehicle to the Motor Vehicle Register. 1. The vehicle classes are specified in Table A of the rule. 2. Vehicles listed as exceptions in section 6.1 of the Vehicle Standards Compliance Rule 2002 are not required to be certified before registration. 3. The record of compliance is a signed statement by the vehicle inspector that the vehicle meets applicable requirements in the acts, regulations and rules listed in schedule 1 of the rule. For the purposes of this form only the regulations and rules are listed on the form, each with a box to indicate applicable compliance. The format of the 4085U is intended to cover a wide range of cases including change of use. 4. The rule requires the record of compliance to include the means of demonstrating original standards compliance. The gazette notice of 10 March 1999 clarifies that this evidence can be provided by attaching relevant documentation. A box is provided for the certifier to indicate the evidence has been attached. 5. Similarly evidence supplied by specialist certifiers or other information used to verify compliance should also be attached.

Old

LT307 cover



No Repair Certification Required Declaration - Light Vehicle

Instructions
Please ensure long card shield is used between each form.
Note: Form is in duplicate.

New

LT307 cover

No repair certification required declaration - light vehicle

Instructions
Please use long card shield between each duplicate set.



LT307 10/23

LT307 form



No Repair Certification Required Declaration - Light Vehicle

This form cannot be used if the vehicle's documentation includes the words statutory, write-off, salvage, junked or non-repairable. An LT308 must be used for any of those cases.

Serial Number
XXXXXX

Vehicle Details

Form fields for Make, Model, Chassis, VIN, Colour, Odometer reading

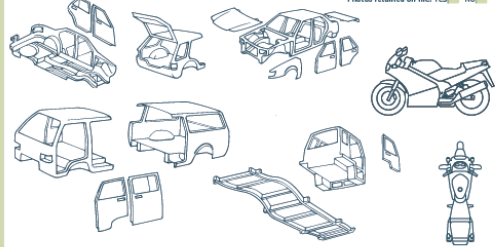
Vehicle Condition Statement

State clearly why the vehicle does not require repair certification. You must clearly reference and use similar wording to the VMR: Light vehicle repair certification - Technical bulletin 4: Threshold for requiring repair certification.

Blank lines for vehicle condition statement

Please indicate previous repair, corrosion or damage

For audit purposes, please indicate the area(s) where you have carried out assessment if not the entire vehicle. Photos retained on file: Yes No



Repair Certifier Statement

I have inspected, in accordance with my appointment as Inspector under Land Transport Rule: Vehicle Standards Compliance 2002, the vehicle described in this report.

The vehicle has been inspected by me and I confirm that no Light Vehicle Repair Record of Certification (LT308) is required for this vehicle. The damage to the vehicle is cosmetic and I am satisfied that the vehicle can be entry certified without repair to the vehicle structure.

Form fields for Repair certifier name and phone number, ID, Signature, Date

LT307 form



No repair certification required declaration - light vehicle

This form cannot be used if the vehicle's documentation includes the words 'statutory', 'written-off', 'write-off', 'salvage', 'junked', 'non-repairable' or similar. An LT308 must be used for any of those cases.

Serial Number

Vehicle details

Form fields for Make, Model, Chassis, VIN, Colour, Odometer reading

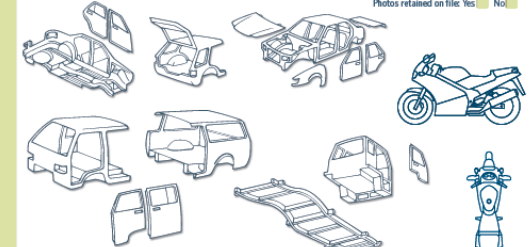
Vehicle condition statement

State clearly why the vehicle does not require repair certification. You must clearly reference and use similar wording to the VMR: Light vehicle repair certification - Technical bulletin 4: Threshold for requiring repair certification.

Blank lines for vehicle condition statement

Please indicate previous repair, corrosion or damage

For audit purposes, please indicate the area(s) where you have carried out assessment if not the entire vehicle. Photos retained on file: Yes No



Repair certifier statement

I have inspected, in accordance with my appointment as Inspector under Land Transport Rule: Vehicle Standards Compliance 2002, the vehicle described in this report.

The vehicle has been inspected by me and I confirm that no Light Vehicle Repair record of certification (LT308) is required for this vehicle. The damage to the vehicle is cosmetic and I am satisfied that the vehicle can be entry certified without repair to the vehicle structure.

Form fields for Repair certifier name and phone number, ID, Signature, Date

Old

LT308 cover



Light vehicle repair record of certification

INSTRUCTIONS

Please ensure long card shield is used between each multi-part. Note: Pages 1, 2 & 3 are in triplicate and page 4 is in duplicate.

New

LT308 cover

Light vehicle repair record of certification

Instructions

Please ensure long card shield is used between each multi-part. Note: pages 1, 2 and 3 are in triplicate and page 4 is in duplicate.



LT308 form

LT308 form (Old) - Light vehicle repair record of certification. Includes owner details, vehicle details, and description of structural damage sections with diagrams.

LT308 form (Old) - Light vehicle repair record of certification. Includes owner details, vehicle details, and description of structural damage sections with diagrams.

LT308 form

LT308 form (New) - Light vehicle repair record of certification. Includes owner details, vehicle details, and description of structural damage sections with diagrams.

LT308 form (New) - Light vehicle repair record of certification. Includes owner details, vehicle details, and description of structural damage sections with diagrams.

Old

LT400 cover

Heavy vehicle specialist certificate

Instructions
Please use long card shield between each duplicate set.



New

LT400 cover

Heavy vehicle specialist certificate

Instructions
Please use long card shield between each duplicate set.



LT400 form

Heavy vehicle specialist certificate

Form fields for LT400 form (Old version) including: Heavy vehicle specialist inspector or manufacturing inspecting organisation's name, year, class, plate number, VIN/chassis number, make, model, component being certified, chassis, load anchorage, log bolters, towing connection, brakes, PSV stability, PSV rollover, description of work, colts/standard rule certified to, component load ratings, general drawing numbers, supporting documents, special conditions issued, certification expiry date, and declaration section.

Heavy vehicle specialist certificate

Form fields for LT400 form (Old version) including: Heavy vehicle specialist inspector or manufacturing inspecting organisation's name, year, class, plate number, VIN/chassis number, make, model, component being certified, chassis, load anchorage, log bolters, towing connection, brakes, PSV stability, PSV rollover, description of work, colts/standard rule certified to, component load ratings, general drawing numbers, supporting documents, special conditions issued, certification expiry date, and declaration section.

LT400 form

Heavy vehicle specialist certificate

Form fields for LT400 form (New version) including: Heavy vehicle specialist inspector or manufacturing inspecting organisation's name, year, class, plate number, VIN/chassis number, make, model, component being certified, chassis, load anchorage, log bolters, towing connection, brakes, PSV stability, PSV rollover, description of work, colts/standard rule certified to, component load ratings, general drawing numbers, supporting documents, special conditions issued, certification expiry date, and declaration section.

Heavy vehicle specialist certificate

Form fields for LT400 form (New version) including: Heavy vehicle specialist inspector or manufacturing inspecting organisation's name, year, class, plate number, VIN/chassis number, make, model, component being certified, chassis, load anchorage, log bolters, towing connection, brakes, PSV stability, PSV rollover, description of work, colts/standard rule certified to, component load ratings, general drawing numbers, supporting documents, special conditions issued, certification expiry date, and declaration section.

