

Road user charges vehicle types and rates

April 2024





Waka Kotahi NZ Transport Agency

Published April 2024

ISSN 1176-9297

Copyright: April 2024

Waka Kotahi NZ Transport Agency

NZBN: 9429041910085



Road user charges contact centre

P 0800 655 644

Buy RUC online

www.nzta.govt.nz/buy-RUC

This publication is also available on the Waka Kotahi website at www.nzta.govt.nz/ruc

Contents

Key for tables	3
Distance licences for powered vehicles	4
Vintage vehicles	6
Motor caravans	6
All-terrain cranes	6
Distance licences for unpowered vehicles	7
H distance licences	8
Additional licences	10
Powered vehicles	10
All-terrain cranes	11
Combination vehicles	12

Road user charges (RUC)

Anyone using New Zealand's roads contributes towards their upkeep. Some road users pay levies on their fuel and others pay through RUC.

You must buy RUC if your vehicle:



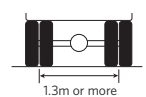
- is over 3500kg gross laden weight, or
- uses diesel, electricity or another fuel not taxed at source.

This includes diesel hybrids and plug-in hybrids.




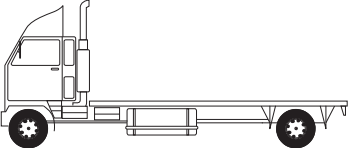
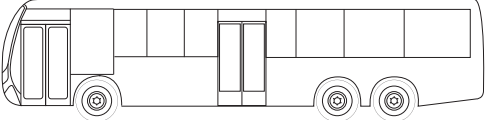

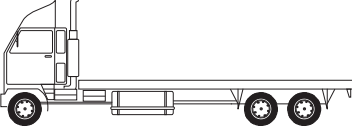
You must always pre-pay your RUC for the distance you're going to travel.

Go to www.nzta.govt.nz/ruc for more information about the RUC system.

Key for tables

	Spaced axles (must be more than 2.4 metres apart)
	Close axle groups (must be 2.4 metres or less apart)
Single-tyred axle	An axle fitted with 2 or more wheels, but which is not an oscillating axle or a twin-tyred axle. It must have tyres smaller than a manufacturer's designated tyre section width of 355mm.
Large single-tyred axle	A single tyred axle fitted with tyres with a manufacturer's designation section width of 355mm or more.
Twin-tyred axle 	Any axle that has a wheel track of 1.3 metres or more and is equipped with 4 or more tyres, but is not an oscillating axle.

Distance licences for powered vehicles

Vehicle sample	RUC vehicle type number	Description	Weight bands	RUC rate (\$ per 1000km GST inclusive)
	1	Powered vehicles with 2 axles (except type 2, type 12 or type 299 vehicles)	Up to 3500kg	\$76
			3501kg - 6000kg	\$82
			6001kg - 9000kg	\$167
			Over 9000kg	\$352
	12	Plug-in petrol hybrid vehicles with 2 axles	1001kg - 3500kg	\$38
	2	Powered vehicles with 1 single-tyred spaced axle and 1 twin-tyred spaced axle	Up to 6000kg	\$80
			6001kg - 9000kg	\$126
			9001kg - 12,000kg	\$172
			Over 12,000kg	\$315
	311 (Bus)	Powered passenger service vehicles with 3 axles	Up to 18,000kg	\$336
			Over 18,000kg	\$413
	6	Powered vehicles with 3 axles (except type 308, 309, 311, 399 or 413 vehicles)	Up to 12,000kg	\$110
			12,001kg - 18,000kg	\$356
			Over 18,000kg	\$434

Distance licences for powered vehicles

Vehicle sample	RUC vehicle type number	Description	Weight bands	RUC rate (\$ per 1000km GST inclusive)
	14	Powered vehicles with 4 axles (except type 408, 414 or 499 vehicles)	All RUC weights	\$435
	19	Powered vehicles with 5 or more axles (except type 599 vehicles)	All RUC weights	\$389
	308	Towing vehicle with 3 axles that is part of a combination vehicle with a total of at least 8 axles	All RUC weights	\$431
	408	Towing vehicle with 4 axles that is part of a combination vehicle with a total of at least 8 axles	All RUC weights	\$401
	309	Towing vehicle with 3 axles that is part of a combination vehicle with a total of at least 9 axles	All RUC weights	\$346

Note: Truck rates only, trailers must buy standard trailer licences. Images are indicative only. Your vehicle may have a different design.

Distance licences for powered vehicles

Distance licences for vintage vehicles

RUC vehicle type number	Description	Weight bands	RUC rate (\$ per 1000km GST inclusive)
402	Vintage powered vehicle with 2 axles	Over 12,000kg	\$222
403	Vintage powered vehicle with 3 axles	Any RUC weight	\$195
404	Vintage powered vehicle with at least 4 axles	Any RUC weight	\$200

A vintage powered vehicle means a motor vehicle that is more than 40 years old on the date that it is registered, reregistered or licensed, and is not used for commercial purposes.

Note: a vintage powered vehicle with 2 axles and a RUC weight of up to 12,000kg remains a RUC vehicle type 1 or 2, see page 30.

Distance licences for motor caravans

RUC vehicle type number	Description	Weight bands	RUC rate (\$ per 1000km GST inclusive)
413	Motor caravan with 3 axles	Over 18,000kg	\$314
414	Motor caravan with 4 axles	Any RUC weight	\$273

A motor caravan is a motor vehicle that:

- i. has more than one-half of the vehicle floor area permanently fitted out for accommodation by the inclusion of sleeping and cooking facilities; and
- ii. is registered as a motor caravan on the register of motor vehicles maintained under section 234 of the Land Transport Act 1998;

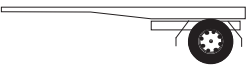


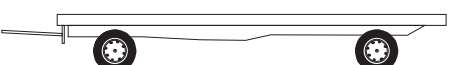
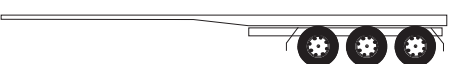
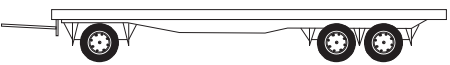


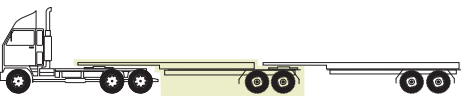

but does not include a combination vehicle.

Distance licences for all-terrain cranes

RUC vehicle type number	Description	Weight bands	RUC rate (\$ per 1000km GST inclusive)
299	Self-powered all-terrain cranes with 2 axles	All RUC weights up to the vehicle's permanent RUC weight (see page 10).	\$279
399	Self-powered all-terrain cranes with 3 axles		\$392
499	Self-powered all-terrain cranes with 4 axles		\$364
599	Self-powered all-terrain cranes with 5 axles	For weights over the permanent RUC weight you will also require an additional licence (see page 11).	\$320
699	Self-powered all-terrain cranes with 6 axles		
799	Self-powered all-terrain cranes with 7 axles		

An all-terrain crane is a non-load-carrying self-propelled vehicle designed solely or principally for lifting objects using a boom with lifting gear and with a tyre contact area of more than 1500cm² per tyre.

Distance licences for unpowered vehicles

Vehicle sample	RUC vehicle type number	Description	Weight bands	RUC rate (\$ per 1000km GST inclusive)
	24	Unpowered vehicles with 1 axle	All RUC weights	\$126
	29	Unpowered vehicles with 2 twin-tyred, or single large-tyred, close axles (except type 929 vehicle)	Up to 10,000kg	\$41
			Over 10,000kg	\$139
	30	Unpowered vehicles with 2 twin-tyred spaced axles	Up to 10,000kg	\$41
			Over 10,000kg	\$234
	28	Unpowered vehicles with 2 axles, (except type 29, type 30 and type 929 vehicles)	Up to 10,000kg	\$48
			Over 10,000kg	\$311
	33	Unpowered vehicles with 3 twin-tyred, or single large-tyred, close axles, (except type 939 vehicles)	All RUC weights	\$186
	37	Unpowered vehicles with 3 axles, (except type 33 and type 939 vehicles)	Up to 10,000kg	\$44
			Over 10,000kg	\$318
	43	Unpowered vehicles with 4 axles	All RUC weights	\$238
	951	Unpowered vehicles with 5 or more axles	All RUC weights	\$179
	929	Leading trailer with 2 twin-tyred, or single large-tyred, close axles	All RUC weights	\$101
	939	Leading trailer with 3 twin-tyred, or single large-tyred close axles	All RUC weights	\$67

H distance licences

If your towing vehicle is vehicle type...	and the vehicle type of the first towed vehicle is...	and the vehicle type of the second towed vehicle is...	and the permit weight is...	then your H vehicle type is...	and your RUC rate (\$ per 1000km) is...
6 or 311	-	-	Up to 25,000kg	H01	541
6	33	-	Up to 42,000kg	H61	663
			42,001kg - 44,000kg	H62	801
	43	-	Up to 48,000kg	H71	658
			48,001kg - 50,000kg	H73	711
			50,001kg - 53,000kg	H74	937
		33	Up to 55,000kg	H14	198
			55,001kg - 60,000kg	H15	369
			929	29	Up to 48,000kg
	48,001kg - 50,000kg	H78			712
	50,001kg - 52,000kg	H79			938
	939	29	Up to 48,000kg	H84	472
			48,001kg - 53,000kg	H85	662
		33	Up to 50,000kg	H97	346
			50,001kg - 54,000kg	H98	453
54,001kg - 58,000kg			H99	614	
951	-	Up to 48,000kg	H75	500	
		48,001kg - 53,000 kg	H76	691	
14	33	-	Up to 48,000kg	H77	711
	43	-	Up to 48,000kg	H81	455
			48,001kg - 53,000kg	H82	657
			53,001kg - 58,000kg	H83	942

H distance licences

If your towing vehicle is vehicle type...	and the vehicle type of the first towed vehicle is...	and the vehicle type of the second towed vehicle is...	and the permit weight is...	then your H vehicle type is...	and your RUC rate (\$ per 1000km) is...
14	43	33	Up to 55,000kg	H17	117
			55,001kg - 60,000kg	H18	234
			60,001kg - 63,000kg	H19	317
	929	33	Up to 50,000kg	H30	287
			50,001kg - 54,000kg	H31	424
			54,001kg - 58,000kg	H32	587
	939	29	Up to 50,000kg	H33	359
			50,001kg - 54,000kg	H34	497
			54,001kg - 58,000kg	H35	658
		33	Up to 55,000kg	H11	356
			55,001kg - 60,000kg	H12	525
			60,001kg - 63,000kg	H13	650
	951	-	Up to 50,000kg	H94	435
			50,001kg - 54,000 kg	H95	525
			54,001kg - 58,000kg	H96	688
58,001kg - 62,000kg			H63	842	
19	43	-	Up to 50,000kg	H91	389
			50,001kg - 54,000kg	H92	470
			54,001kg - 58,000kg	H93	632
	951	-	Up to 55,000kg	H36	430
			55,001kg - 60,000kg	H37	599
			60,001kg - 63,000kg	H38	724

Additional licences

Powered vehicles (\$ per km, GST inclusive)

Additional weight to be carried (kg)	RUC vehicle type (Additional vehicle class)				
	1 (501)	2 (505)	6 (512)	14 (532)	19 (545)
1000	0.56	0.83	0.52	0.74	0.47
2000	0.83	1.12	0.67	0.90	0.57
3000	1.17	1.44	0.86	1.07	0.68
4000	1.57	1.84	1.06	1.26	0.80
5000	2.05	2.31	1.31	1.48	0.94
6000	2.63	2.84	1.57	1.73	1.07
7000	3.32	3.46	1.85	2.00	1.23
8000	4.13	4.18	2.18	2.27	1.40
9000	5.06	4.99	2.56	2.59	1.59
10,000	6.13	5.91	2.96	2.95	1.79
11,000	7.38	6.95	3.40	3.30	2.00
12,000	8.77	8.11	3.88	3.71	2.23
13,000	10.35	9.41	4.41	4.15	2.47
14,000	12.15	10.87	4.98	4.61	2.75
15,000	14.17	12.46	5.61	5.12	3.02
16,000	16.41	14.23	6.30	5.65	3.32
17,000	18.92	16.17	7.04	6.25	3.65
18,000	21.69	18.33	7.86	6.87	3.99
19,000	24.77	20.67	8.71	7.54	4.37
20,000	28.15	23.24	9.65	8.26	4.76
Each 1000kg over 20,000kg	3.69	2.79	1.01	0.77	0.41

Additional licences

All-terrain cranes (\$ per km, GST inclusive)

Additional weight to be carried (kg)	RUC vehicle type (Additional vehicle class)					
	299 (559)	399 (560)	499 (561)	599 (562)	699 (563)	799 (564)
1000	0.19	0.22	0.40	0.60	0.84	0.99
2000	0.29	0.32	0.49	0.68	0.94	1.08
3000	0.43	0.43	0.61	0.79	1.03	1.19
4000	0.60	0.56	0.72	0.90	1.16	1.30
5000	0.78	0.72	0.84	1.01	1.26	1.40
6000	0.99	0.87	0.98	1.15	1.40	1.54
7000	1.24	1.05	1.14	1.28	1.54	1.64
8000	1.55	1.25	1.30	1.42	1.66	1.78
9000	1.87	1.47	1.47	1.58	1.82	1.91
10,000	2.25	1.73	1.66	1.76	1.97	2.06
11,000	2.69	2.00	1.87	1.93	2.15	2.22
12,000	3.18	2.30	2.11	2.11	2.32	2.38
13,000	3.71	2.62	2.36	2.31	2.51	2.55
14,000	4.33	2.98	2.61	2.54	2.71	2.72
15,000	5.00	3.37	2.89	2.76	2.90	2.90
16,000	5.75	3.79	3.20	3.00	3.12	3.09
17,000	6.58	4.24	3.52	3.25	3.36	3.30
18,000	7.49	4.73	3.86	3.52	3.59	3.51
19,000	8.49	5.28	4.23	3.81	3.85	3.73
20,000	9.58	5.84	4.63	4.12	4.12	3.96
Each 1000kg over 20,000kg	1.20	0.63	0.41	0.32	0.27	0.24

Additional licences

Combination vehicles (\$ per km, GST inclusive)

Additional weight to be carried (kg)	Number of axles in the combination						
	5 axles	6 axles	7 axles	8 axles	9 axles	10 axles	11 axles
1000	1.18	0.65	0.43	0.37	0.02	0.03	0.04
2000	1.18	0.65	0.43	0.37	0.02	0.03	0.04
3000	1.18	0.65	0.43	0.37	0.02	0.03	0.04
4000	1.76	0.88	0.72	0.37	0.02	0.03	0.04
5000	1.76	0.88	0.72	0.79	0.02	0.03	0.04
6000	1.76	1.30	0.72	0.79	0.02	0.03	0.04
7000	2.19	1.30	0.72	0.79	0.22	0.03	0.04
8000	2.19	1.30	1.06	0.79	0.22	0.03	0.04
9000	2.72	1.30	1.06	0.79	0.22	0.03	0.04
10,000	3.00	1.80	1.47	1.36	0.22	0.03	0.04
11,000	3.31	1.99	1.47	1.36	0.47	0.03	0.04
12,000	3.63	2.19	1.47	1.36	0.47	0.33	0.04
13,000	3.98	2.40	1.80	1.36	0.47	0.33	0.04
14,000	4.35	2.62	1.98	1.36	0.47	0.33	0.04
15,000	4.74	2.86	2.16	1.78	0.69	0.33	0.04
16,000	5.16	3.12	2.35	1.93	0.79	0.33	0.04
17,000	5.60	3.38	2.56	2.08	0.87	0.55	0.19
18,000	6.05	3.66	2.77	2.25	0.97	0.55	0.19
19,000	6.54	3.96	2.99	2.43	1.06	0.55	0.19
20,000	7.07	4.26	3.23	2.62	1.17	0.63	0.23
Each 1000kg over 20,000kg	0.55	0.33	0.24	0.20	0.12	0.07	0.05