

Application for conversion of an overseas driver licence

DL5

Read page 3 first. **Complete all questions** - write N/A if it doesn't apply. If you don't give us everything we need, we can't process your application.

Driver licence number

1. **What is your New Zealand driver licence number?** (if you have one)

--	--	--	--	--	--	--	--

Name

2. **What is your name?**

Surname

Full first name

Middle names

3. **Are the names you've written on this application form different to the names on any of the supporting identification you're presenting (including any driver licence)?**

No

Yes → My previous name was:

4. **What is your gender?**

Your gender won't show on your driver licence. For more information about genders recorded in the Driver Licence Register, go to www.nzta.govt.nz/gender

Organ donation

5. **Would you be willing to donate organs in the event of your death?**

No

Yes → Your next-of-kin will be asked for their agreement to donate organs. Please let them know your wishes.

Birth date

6. **What is your date of birth?**

/	/	
Day	Month	Year

7. **Where were you born?**

Name of town/city

Name of country

Address

8. **Where do you live?**

9. **What is your mailing address?** (if different from above)

If your address is on your licence, you may need to pay to remove or change it later. For more information go to www.nzta.govt.nz/address-on-licence

10. **Would you like your address printed on your licence?**

No

Yes → **Physical address** OR **Mailing address**

11. **What are your contact phone numbers?**

Mobile

Other

Giving your phone numbers and email address is optional.

12. **What is your email address?**

Overseas licence

Please bring in your original overseas licence and all the required documents listed on page 3. You must also provide colour photocopies of everything, including all parts of your driver licence.

Once you've been given a New Zealand driver licence you **cannot** drive here on your overseas driver licence.

13. **What are your overseas driver licence details?**

Name of issuing state/country

Licence number

Issue date of licence

/	/	
Day	Month	Year

Expiry date of licence

/	/	
Day	Month	Year

14. **What is the date of your most recent arrival in New Zealand?**

/	/	
Day	Month	Year







Licence class and type

Read Factsheet 11 for a description of each class of driver licence.

Information about learner, restricted and full licence types is in The official New Zealand road code.

*You must provide a medical certificate for heavy vehicles if you haven't given us one in the last 5 years.

15. What type of licence are you applying for?

Class 1 	<input type="checkbox"/> Learner	<input type="checkbox"/> Restricted	<input type="checkbox"/> Full
Class 2* 	<input type="checkbox"/> Learner		<input type="checkbox"/> Full
Class 3* 	<input type="checkbox"/> Learner		<input type="checkbox"/> Full
Class 4* 	<input type="checkbox"/> Learner		<input type="checkbox"/> Full
Class 5* 	<input type="checkbox"/> Learner		<input type="checkbox"/> Full
Class 6 	<input type="checkbox"/> Learner	<input type="checkbox"/> Restricted	<input type="checkbox"/> Full

Medical declaration

*Examples of medical conditions or disabilities that could affect your ability to drive safely include:

- Alheimers
- head or spinal injuries
- amputations
- high blood pressure
- convulsions
- joint or limb problems
- diabetes
- mental illness
- double vision
- stroke.
- epilepsy or fits

Medication and treatments can also affect your ability to drive safely.

16. Do you have a medical condition or disability* that could affect your ability to drive safely?

No

Yes → Has that medical condition or disability affected your ability to drive safely in the last 5 years?

No

Yes → You must provide a medical certificate with this application.

Medical certificate

*Your medical certificate must have been for the same medical standard as the classes you're applying for now.

- Classes 1 and 6 and D, F, R, T and W endorsements are the same standard.
- Classes 2, 3, 4 and 5 and P, V, I and O endorsements are the same standard.

You **must** provide a medical certificate if you:

- are turning **75** years of age or older, or
- are applying for a **class 2, 3, 4 or 5** (truck licence) and you haven't provided a medical certificate in the last five years*, or
- have a medical condition or disability that **has** affected your ability to drive safely in the last 5 years.

The medical certificate must be issued by a New Zealand registered health practitioner, for example your doctor (GP), a registered nurse or nurse practitioner, or a specialist.

The medical certificate must be no more than 60 days old when you make this application.

Eyesight

17. Do you wear glasses or contact lenses for driving?

- No
- Yes

Declaration

Warning: it's an offence to provide false or misleading information on this form. If you do, you could be fined up to \$10,000 and NZTA could revoke your New Zealand driver licence.

I declare that, to the best of my knowledge and belief, my licence is not currently suspended or revoked and/or that I am not disqualified from driving.

I state that, to the best of my knowledge and belief, all the information I have given for this application is correct and I am not disqualified from obtaining or holding a New Zealand driver licence.

I further declare that the medical fitness information provided above is true and correct.

Signature of applicant

Date

Day Month Year

Office use only

Agent to complete this section. After receipting, detach pages 3 and 4 and give to the applicant.

Primary evidence of identity:

- NZ photo driver licence
- NZ passport
- NZ birth certificate
- NZTA approved document
- Other (please specify) →

Reference number

Issue date

Expiry date

Supporting evidence of identity: (if applicable)

Reference number

Issue date

Expiry date

Reference number

Issue/effective date

Expiry date

Evidence of name change: (if applicable)

Reference number

Issue/effective date

Expiry date

Agent initials

Time ID checked

DLR user ID

- Referee-verified image attached
- Evidence of validity attached (if required)
- Translation attached
- Medical certificate attached
- Eyesight certificate attached
- Fit with lenses
- Fit without lenses
- Unfit

Input

Chkd

Agent stamp

NZTA call reference number (if applicable)

Fee paid (GST included)

Date paid

Who should use this form?

Use this form if you want to convert an overseas driver licence to a New Zealand driver licence.

What to bring

- Your completed application form.**
- Your original overseas driver licence. This must be current or expired less than 12 months.** If your overseas licence (or translation) doesn't clearly state the classes of vehicle you're licensed to drive, you may need to provide supporting evidence.
- If your licence isn't in English please also provide an original written translation** from your licensing authority, embassy or consulate or an NZ Transport Agency Waka Kotahi (NZTA) approved translator.
- Evidence of identity.**
You must provide either:
 - your current overseas driver licence and your current overseas passport, or
 - your New Zealand photo driver licence (can be current or expired up to 2 years), or
 - your current New Zealand passport, or
 - another combination of acceptable evidence of identity documents* detailed on *Identification for driver licensing (Factsheet 20)* or at www.nzta.govt.nz/identification

*If neither document has a photo, you will also need to provide a verified image (see Factsheet 20 for more information).
- Evidence that your licence is valid if:**
 - your licence was issued in **Afghanistan, India, Pakistan or Tonga** (go to www.nzta.govt.nz/valid-evidence-non-exempt), or
 - your licence was issued in an **exempt** country but your evidence of identity was issued in a **non-exempt** country (go to www.nzta.govt.nz/valid-evidence-exempt).
- High-quality colour photocopies of all the original documents you're providing** (including any translation).
- Medical certificate completed by a registered health practitioner** (if applicable - see the *Medical certificate* section on page 2).
- Your glasses or contact lenses if you wear them for driving.**
- EFTPOS, credit card or cash for paying the fees.**
To check the fee go to www.nzta.govt.nz/overseas-conversion-fees

What to bring (continued)

- Evidence of name change.**
If you want to change the name on your driver licence or if the name on your identity documents isn't the same as the name on your licence, you'll need to provide acceptable evidence of name change. This must be an original (not a copy) of one of the following documents that was issued in New Zealand:
 - Your marriage or civil union certificate, or dissolution order.
 - Another acceptable evidence of name change document detailed on *Identification for driver licensing (Factsheet 20)* or at www.nzta.govt.nz/name-change

Note: if your evidence of identity and name change documents don't provide a clear link to the name currently on your driver licence, you may be required to provide additional documentation.

Where to apply

Take your completed form, all **original** documents AND high-quality, colour photocopies of these documents to a specialist overseas conversion site. To find your closest specialist site go to www.nzta.govt.nz/overseas-conversion-site

An agent will process your application, review your documents, take your photo* and a sample signature for your licence, check your eyesight, book any theory tests and take your payment.

*When your photo is taken you can't wear sunglasses, a hat, head coverings or anything else that might obscure your face or prevent the photo from being a good likeness. You can wear the item for religious or medical reasons if you supply a signed statement confirming this, and wearing the item doesn't prevent the photo from being a good likeness.

What happens next?

You may need to sit a theory test and/or a practical driving test. This will depend on the country your licence is from.

These countries are considered **exempt** countries:

- Australia
- Austria
- Belgium
- Canada
- Croatia
- Denmark
- Finland
- France
- Germany
- Greece
- Hong Kong
- Ireland
- Italy
- Japan
- Luxembourg
- Netherlands
- Norway
- Portugal
- South Africa
- South Korea
- Spain
- Sweden
- Switzerland
- United Kingdom
- United States of America

If the country your licence was issued in is not on this list, then it is a **non-exempt** country. See page 4 for more information.

Your appointment is for:

Appointment

- Theory test
- Practical test
- You must provide acceptable photo ID when sitting the theory test. Go to www.nzta.govt.nz/test-ID for more information.
- You must present either your current **photo driver licence** or your current **temporary driver licence with acceptable photo ID** (eg Kiwi Access or 18+ card, student ID card, current or expired passport) to the person conducting the practical driving test.
- You will provide the vehicle to be used for the test. It must be covered by the highest class of licence you are applying for. If you're applying for a motorcycle licence, the motorcycle you use for a test must be a LAMS-compliant (Learner Approved Motorcycle Scheme) motorcycle.
- The vehicle you use for the test must be clean and tidy, safe and have a current vehicle licence displayed. It must have a current certificate of fitness (CoF) or warrant of fitness (WoF) displayed and meet WoF or CoF standards. The vehicle must have a current road user charges (RUC) licence displayed if applicable.
- If you're sitting your restricted licence practical test in an automatic vehicle your licence will only allow you to drive automatic vehicles.
- You must not be late for the appointment time shown or you won't be able to sit the test and may have to pay another test fee.**
- If you have difficulty speaking or understanding English, refer to the *Tests* section on page 4

Agent stamp and initials

Date of appointment

Time

Location of test

Fee paid (GST included)

Date paid

Tax invoice when received

NZ Transport Agency Waka Kotahi
GST Reg. No. 89-364-086

Exempt country

Exempt countries have similar driving standards to New Zealand and are exempt from some requirements to convert to a New Zealand licence.

If you're converting a **car** or **motorcycle** licence from an exempt country, you don't have to sit any theory tests.

You'll only need to sit a practical driving test if you've held your licence for less than 2 years.

However, if your licence doesn't have an issue date, you'll need to provide confirmation of the issue date from your licensing authority if you want to be exempt from the practical test.

If you're converting a **truck** licence (class 2-5), you'll need to sit a theory test.

You'll also have to sit a practical test if you've held your licence for less than 2 years, or your licence is from Croatia, Hong Kong or South Korea.

Non-exempt country

If your licence is from a non-exempt country, you must sit a theory test and a practical test.

When you've passed the theory test, you'll get a New Zealand driver licence with a supervisor condition on it. You must have a supervisor with you at all times while driving until you've passed the practical driving test.

When you've passed the practical driving test, you'll get a New Zealand licence without a supervisor condition on it.

Tests

To prepare for the tests go to www.nzta.govt.nz/take-your-test

If you normally wear glasses or contact lenses to drive, make sure you bring them with you to the test.

Make sure you bring the right ID to the test. For more information go to www.nzta.govt.nz/test-ID

You may be able to sit your theory test in a language other than English. For more information go to www.nzta.govt.nz/theory-test

Practical tests are conducted in English. If you have difficulty speaking or understanding English you can bring an interpreter.

The testing officer may use a recording device to record your practical test. This is so we can audit testing officers and investigate complaints. If you don't want your test to be recorded, please tell the testing officer.

Changing or cancelling tests

If you need to change or cancel your test, please do it as early as possible, so someone else can take the test time.

For a *theory test*, go to a driver licensing agent.

For a *practical test*, go to www.nzta.govt.nz/online or any driver licensing agent.

If you're converting to a truck licence (class 2-5) or motorcycle licence (class 6) there are no fees to change, cancel or rebook your test.

If you're converting to a car licence (class 1), there may be a fee to change your test. If you change or cancel more than 2 full working days before the date of your test, the fees will be lower. It's free to change a practical test online if it's more than 2 full working days away.

To check the fees, go to www.nzta.govt.nz/overseas-conversion-fees



Eyesight

You'll need to pass an eyesight check at the agent.

If you don't pass the check, you'll need to present a satisfactory eyesight or medical certificate. The certificate must be issued by a New Zealand-registered optometrist or health practitioner, and be no more than 60 days old. You can present a certificate instead of doing the eyesight check if you prefer.

If you have sight in only one eye, or have only one eye (monocular vision) you'll need to present an eyesight certificate.

Fraudulent licences

NZTA audits applications where overseas licences are converted to New Zealand licences.

If you used a fraudulent overseas licence, or provided false or misleading information on your application, this is an offence under s44 of the Land Transport Act 1998.

You could be fined up to \$10,000, and NZTA could revoke your New Zealand driver licence.

Responsibilities

Driver licences make our roads safer for everyone and prove drivers are qualified and legally entitled to be behind the wheel. You must always carry your licence with you when you drive.

Your address will be recorded on the Driver Licence Register. Please notify NZTA immediately if your address changes.

If your old licence is replaced by a new version, you must surrender the old version under s30 of the Land Transport Act 1998.

More information

This form is a general guide only. It doesn't replace legal advice, and your exact requirements depend on legislation.

For more information about overseas conversions, go to www.nzta.govt.nz/overseas-conversion

Email address

Giving us your email is optional. By giving us your email, you agree that NZTA may communicate with you by that email address. This includes application updates, asking for feedback, reminders and formal notices. For a full list of how we might use your email go to www.nzta.govt.nz/email-use or ask the agent. We recommend using an email address that's unique to you, so only you can see information we send you.

Privacy information

The information requested is required for NZTA (and its agents) to process your application for a driver licence, to produce your photo driver licence card, and to maintain the Driver Licence Register. Collection of this information is required by part 3 of the Land Transport (Driver Licensing) Rule 1999.

Your photo will be captured for the purpose of printing it onto your driver licence card. Your photo may also be used by the Department of Internal Affairs, Department of Corrections, Ministry of Justice, Ministry of Business, Innovation and Employment (Immigration), New Zealand Customs Service, and the New Zealand Police for the purposes of identity verification and law enforcement under section 200 of the Land Transport Act 1998, or for one of the purposes outlined in part 7 of the Privacy Act 2020. Your photo may therefore be disclosed to one of these agencies, for one of these purposes.

NZTA (and its agents) will hold, store, use, and disclose any personal information collected on this form in accordance with the Land Transport Act 1998 and the Privacy Act 2020 (part 7, in particular, which authorises the disclosure of this information in certain circumstances). NZTA (and its agents) may also use some of these particulars to provide you with information relating to driver licensing and driving, or to contact you for feedback on our services.

To assist in keeping the Electoral Roll up-to-date, the Electoral Enrolment Centre operates an authorised information matching programme with NZTA under s263B of the Electoral Act 1993.

To keep the Driver Licence Register up-to-date NZTA also operates an authorised information matching programme with Births, Deaths and Marriages. Please refer to the Privacy section of our website for more information.

You're entitled to access, and request the correction of, any readily retrievable personal information held about you by NZTA. You can do so by writing to us at Private Bag 11777, Palmerston North 4442 or by emailing us at info@nzta.govt.nz