





# Saddle Road

## Safer speed proposed for the Saddle Road

### MAP LEGEND

-  80 km/h Speed Area
-  60 km/h Speed Area
-  Existing Speed Limit to Remain
-  Rail line

The NZ Transport Agency, on behalf of the Taranaki and Manawātū District Councils, is seeking public input on the proposal to permanently lower the speed limit of the Saddle Road from 100km/h to 80km/h.

Possible speed limit for Oxford Road and Saddle Road is based on current 'Emergency Speed Limit'.

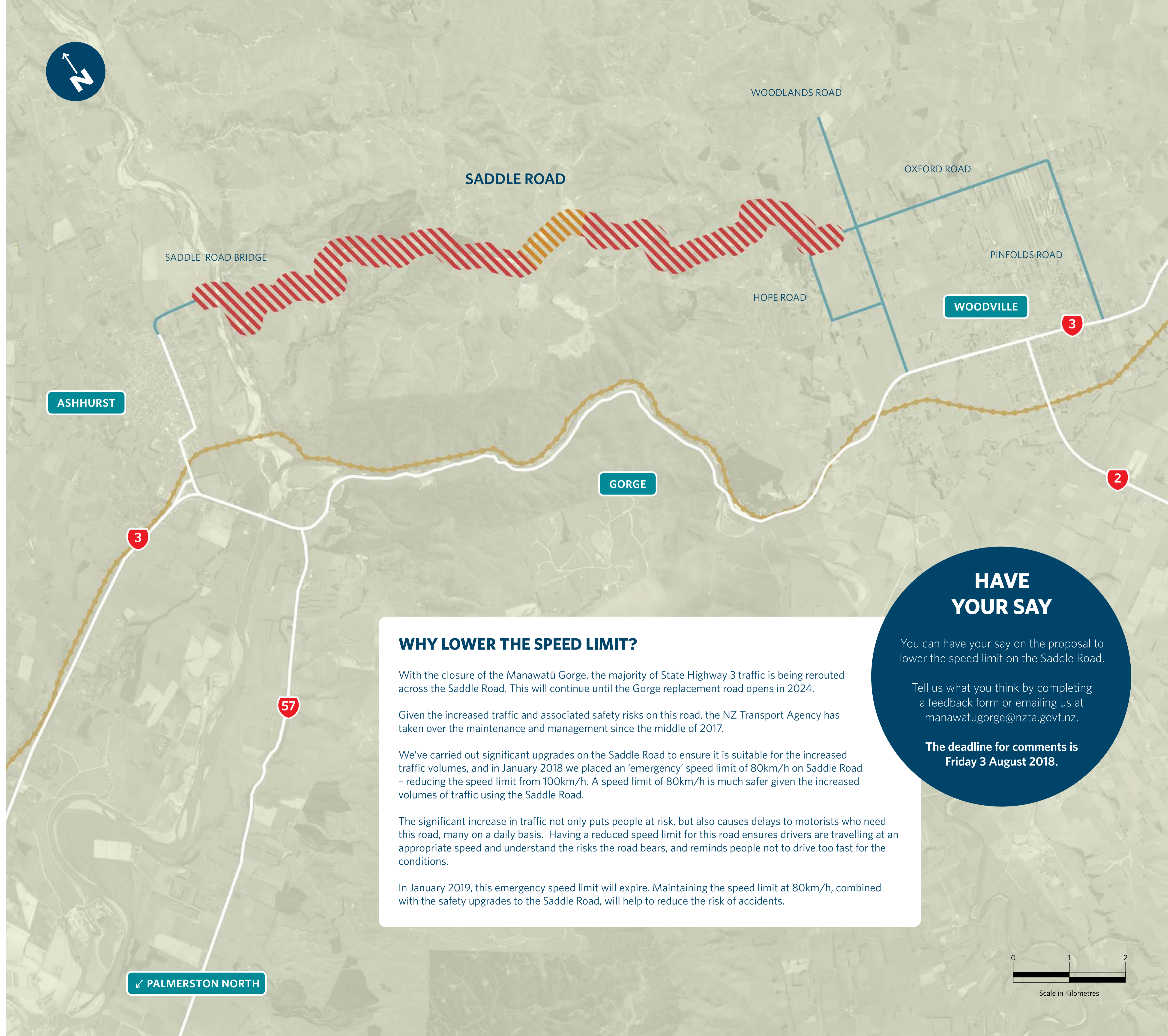
#### The emergency speed limit is currently:

- 80km/h on Oxford Road from 2880m west of Pinfolds/Oxford Road intersection to Saddle Road
- 80km/h on Saddle Road from Oxford/Saddle Road intersection to 4030m west of the Hope/Saddle Road intersection
- 60km/h on Saddle Road from 4030m west of the Hope Road/Saddle Road intersection to 4510m west of the Hope/Saddle Road intersection (to accommodate traffic at Te Āpiti Windfarm)
- 80km/h on Saddle Road from 4510m west of the Hope Road/Saddle Road intersection to 100m west of the western abutment of the Saddle Road bridge (Ashhurst end)

All reasonable efforts have been taken by NZTA to ensure the quality and accuracy of the information on this map. NZTA cannot guarantee the completeness of the information and accepts no liability for any loss suffered as a result of reliance on it. The information is not legal or professional advice and may contain information provided by other information providers. Information may be changed, deleted, added to otherwise amended without notice.



New Zealand Government



### WHY LOWER THE SPEED LIMIT?

With the closure of the Manawātū Gorge, the majority of State Highway 3 traffic is being rerouted across the Saddle Road. This will continue until the Gorge replacement road opens in 2024.

Given the increased traffic and associated safety risks on this road, the NZ Transport Agency has taken over the maintenance and management since the middle of 2017.

We've carried out significant upgrades on the Saddle Road to ensure it is suitable for the increased traffic volumes, and in January 2018 we placed an 'emergency' speed limit of 80km/h on Saddle Road - reducing the speed limit from 100km/h. A speed limit of 80km/h is much safer given the increased volumes of traffic using the Saddle Road.

The significant increase in traffic not only puts people at risk, but also causes delays to motorists who need this road, many on a daily basis. Having a reduced speed limit for this road ensures drivers are travelling at an appropriate speed and understand the risks the road bears, and reminds people not to drive too fast for the conditions.

In January 2019, this emergency speed limit will expire. Maintaining the speed limit at 80km/h, combined with the safety upgrades to the Saddle Road, will help to reduce the risk of accidents.

## HAVE YOUR SAY

You can have your say on the proposal to lower the speed limit on the Saddle Road.

Tell us what you think by completing a feedback form or emailing us at [manawatugorge@nzta.govt.nz](mailto:manawatugorge@nzta.govt.nz).

**The deadline for comments is Friday 3 August 2018.**

