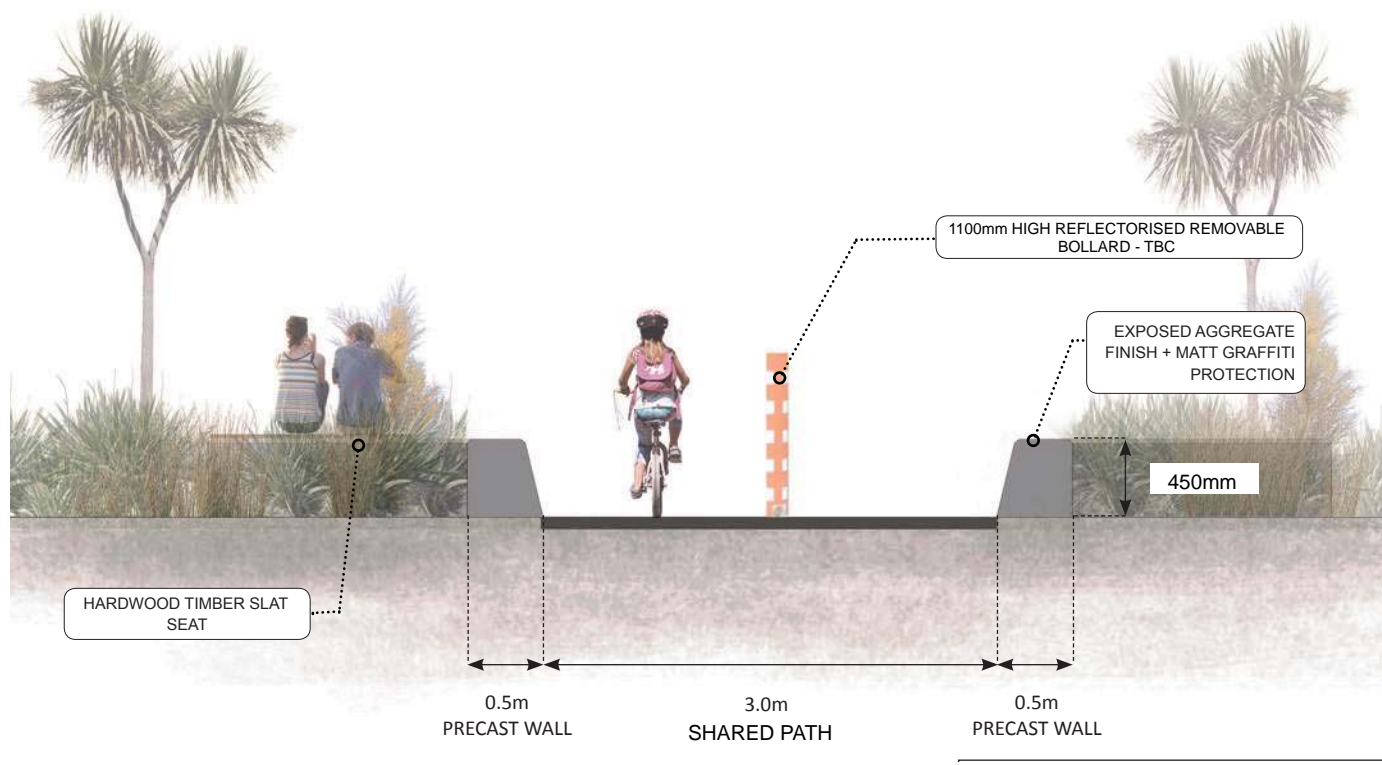


2 Hardwood Timber Seat 3D and Precedent  
Scale NTS

1 Shared Path Typical Intersection  
Scale 1:100



CS1 Shared Path Typical Cross Section at Entrance  
1:50



| No. | Revision         | By | Chk   | Appd | Date     |
|-----|------------------|----|-------|------|----------|
| A   | For Consultation | MB | SD/SH |      | 24/06/18 |

| Scale (A1) DOUBLE SHOWN | Design | Drawn | Checked | Approved For Construction |
|-------------------------|--------|-------|---------|---------------------------|
| Scale (A3) AS SHOWN     | Design | Drawn | Checked | Date                      |

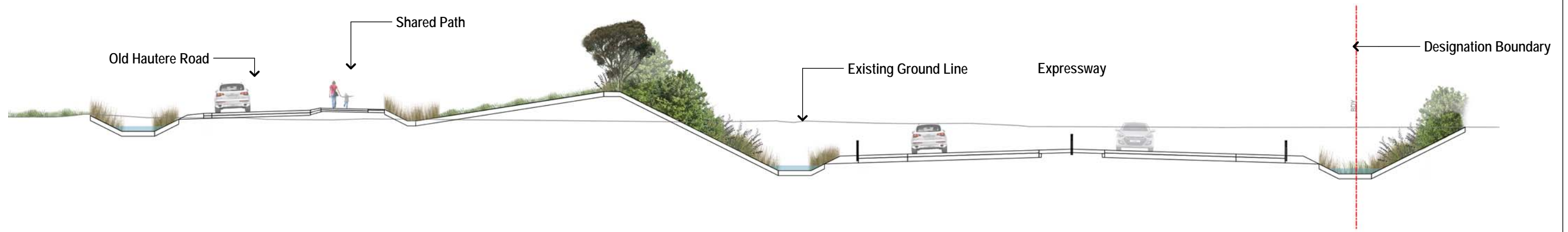
ANZ TRANSPORT AGENCY Peka Peka to Ōtaki Expressway

Fletcher HIGGINS

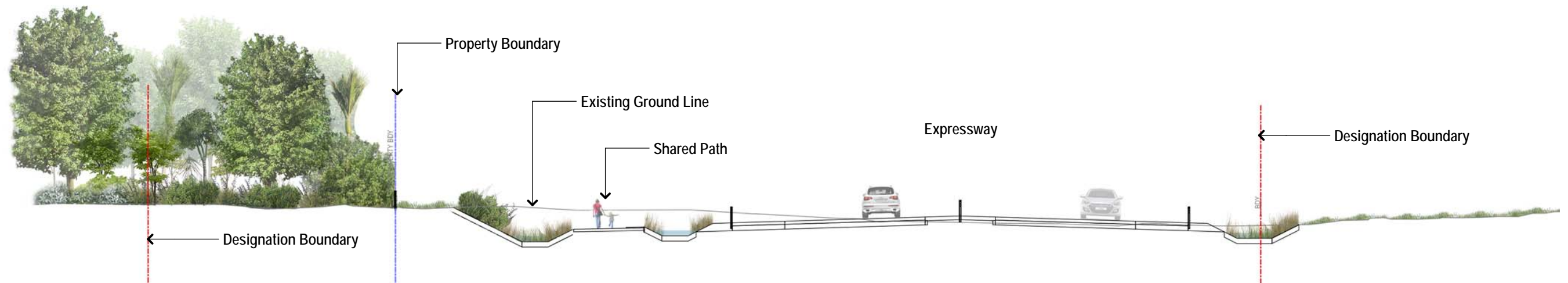
BECA TTT Tonkin+Taylor

|          |                  |
|----------|------------------|
| Subject: | SHARED PATH      |
| Title:   | TYPICAL DRAWINGS |

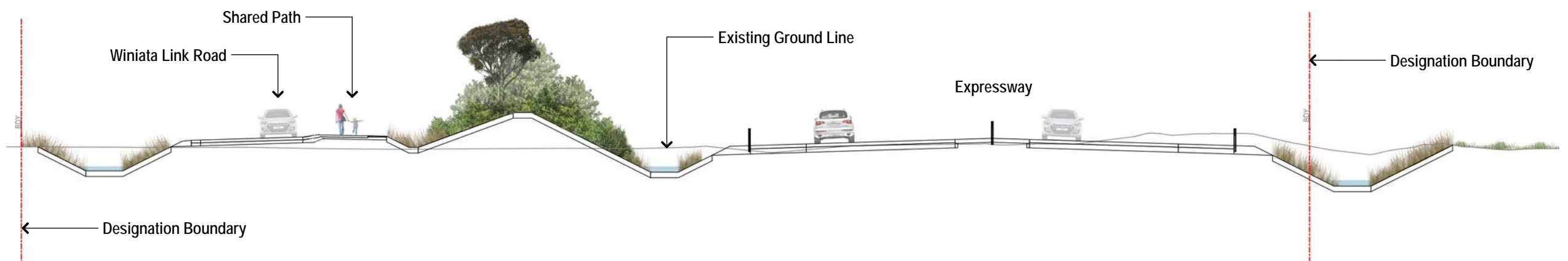
|   |                 |
|---|-----------------|
| <b>CONCEPT DESIGN</b><br>NOT FOR CONSTRUCTION |                 |
| Discipline:                                   | GENERAL         |
| Drawing No.:                                  | PP20-SK-GN-0261 |
| Rev.:   | A               |



1 Shared Path Cross Section - CH 5200  
Scale 1:250



2 Shared Path Cross Section - CH 5900  
Scale 1:250



3 Shared Path Cross Section - CH 6900  
Scale 1:250

|     |                  |    |       |          |      |
|-----|------------------|----|-------|----------|------|
|     |                  |    |       |          |      |
| A   | For Consultation | MB | SD/SH | 24/06/18 |      |
| No. | Revision         | By | Chk   | Appd     | Date |


|  |                 |                           |
|--|-----------------|---------------------------|
| Design                                     |                 | Approved For Construction |
| Scale (A1) DOUBLE SHOWN                    | Drawn           | Date                      |
| Scale (A3) AS SHOWN                        | Design Verifier |                           |
|  | Design Check    |                           |
| * Refer to Original Hardcopy for Signature |                 |                           |

**Peka Peka to Ōtaki Expressway**

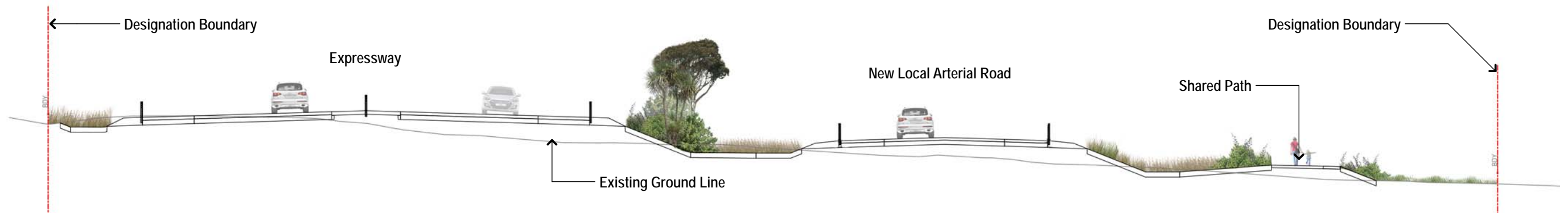
|          |                |
|----------|----------------|
| Subject: | SHARED PATH    |
| Title:   | CROSS SECTIONS |

**CONCEPT DESIGN**  
NOT FOR CONSTRUCTION

|              |                 |
|--------------|-----------------|
| Discipline:  | GENERAL         |
| Drawing No.: | PP20-SK-GN-0265 |
| Rev.:        | A               |



4 Shared Path Cross Section - CH 7700  
Scale 1:250



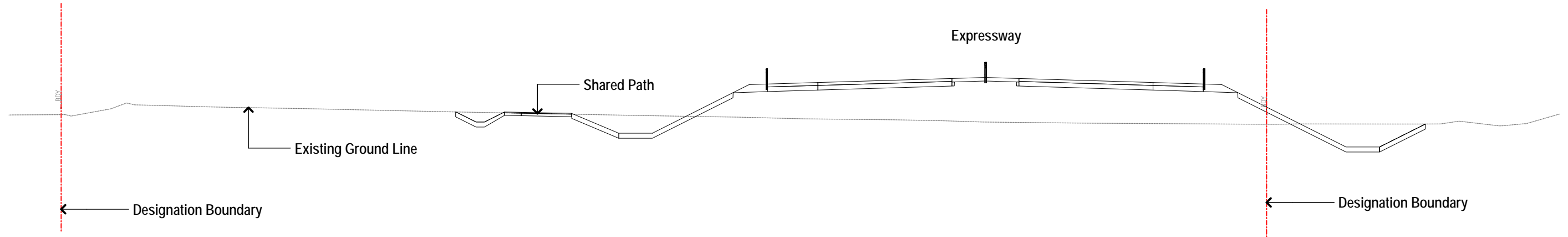
5 Shared Path Cross Section - CH 11600  
Scale 1:250

|     |                  |    |       |          |      |
|-----|------------------|----|-------|----------|------|
|     |                  |    |       |          |      |
| A   | For Consultation | MB | SD/SH | 24/06/18 |      |
| No. | Revision         | By | Chk   | Appd     | Date |

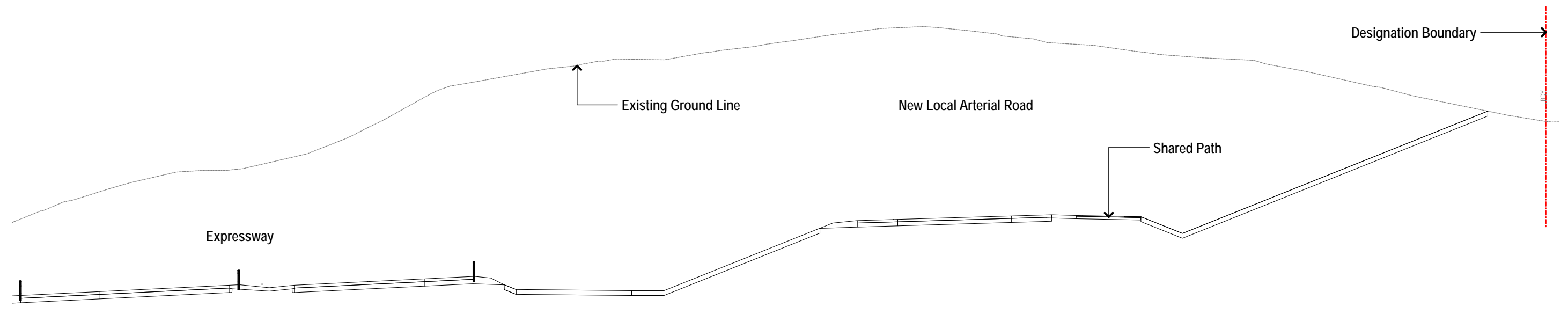
|                               |  |  |                              |
|-------------------------------|--|--|------------------------------|
| Scale (A1)<br>DOUBLE<br>SHOWN | Design<br>Drawn                            |  | Approved For<br>Construction |
| Scale (A3)<br>AS<br>SHOWN     | Design<br>Verified                         |  | Date                         |
|                               | Design<br>Checked                          |  |                              |
|                               | * Refer to Original Hardcopy for Signature |  |                              |

|          |                |
|----------|----------------|
| Subject: | SHARED PATH    |
| Title:   | CROSS SECTIONS |

|   |                 |
|---|-----------------|
| <b>CONCEPT DESIGN</b><br>NOT FOR CONSTRUCTION |                 |
| Discipline:                                   | GENERAL         |
| Drawing No.:                                  | PP20-SK-GN-0266 |
| Rev.:   | A               |



**A** Shared Path Cross Section - CH 8800  
Scale 1:250



**B** Shared Path Cross Section - CH 10580  
Scale 1:250

| No. | Revision         | By | Chk   | Appd | Date     |
|-----|------------------|----|-------|------|----------|
| A   | For Consultation | MB | SD/SH |      | 24/06/18 |

| Scale (A1)   | Design          | Approved For Construction |
|--------------|-----------------|---------------------------|
| DOUBLE SHOWN | Drawn           |                           |
| Scale (A3)   | Design Verifier | Date                      |
| AS SHOWN     | Drng Check      |                           |

\* Refer to Original Hardcopy for Signature

|          |                |
|----------|----------------|
| Subject: | SHARED PATH    |
| Title:   | CROSS SECTIONS |

|   |                 |
|---|-----------------|
| <b>CONCEPT DESIGN</b><br>NOT FOR CONSTRUCTION |                 |
| Discipline:                                   | GENERAL         |
| Drawing No.:                                  | PP20-SK-GN-0267 |
| Rev.:   | A               |