

# EAST WEST LINK PANAMA ROAD BRIDGE, SH1 WIDENING AND PRINCES STREET INTERCHANGE

## NOISE WALLS

Some examples that could be considered when more detailed design of noise walls along SH1 is undertaken, (examples are from elsewhere on the state highway network).



MacKays to Peka Peka - a sculptural undulating effect that picks up the shape of hills beyond.



Fanshawe St on-ramp, Auckland - abstracted flax pattern co-designed with iwi art collective.




Westhaven Drive, Auckland - texture scaled to local road environment.



Kirkbride Road/State Highway 20A, Auckland - fine detail on noise wall alongside shared path

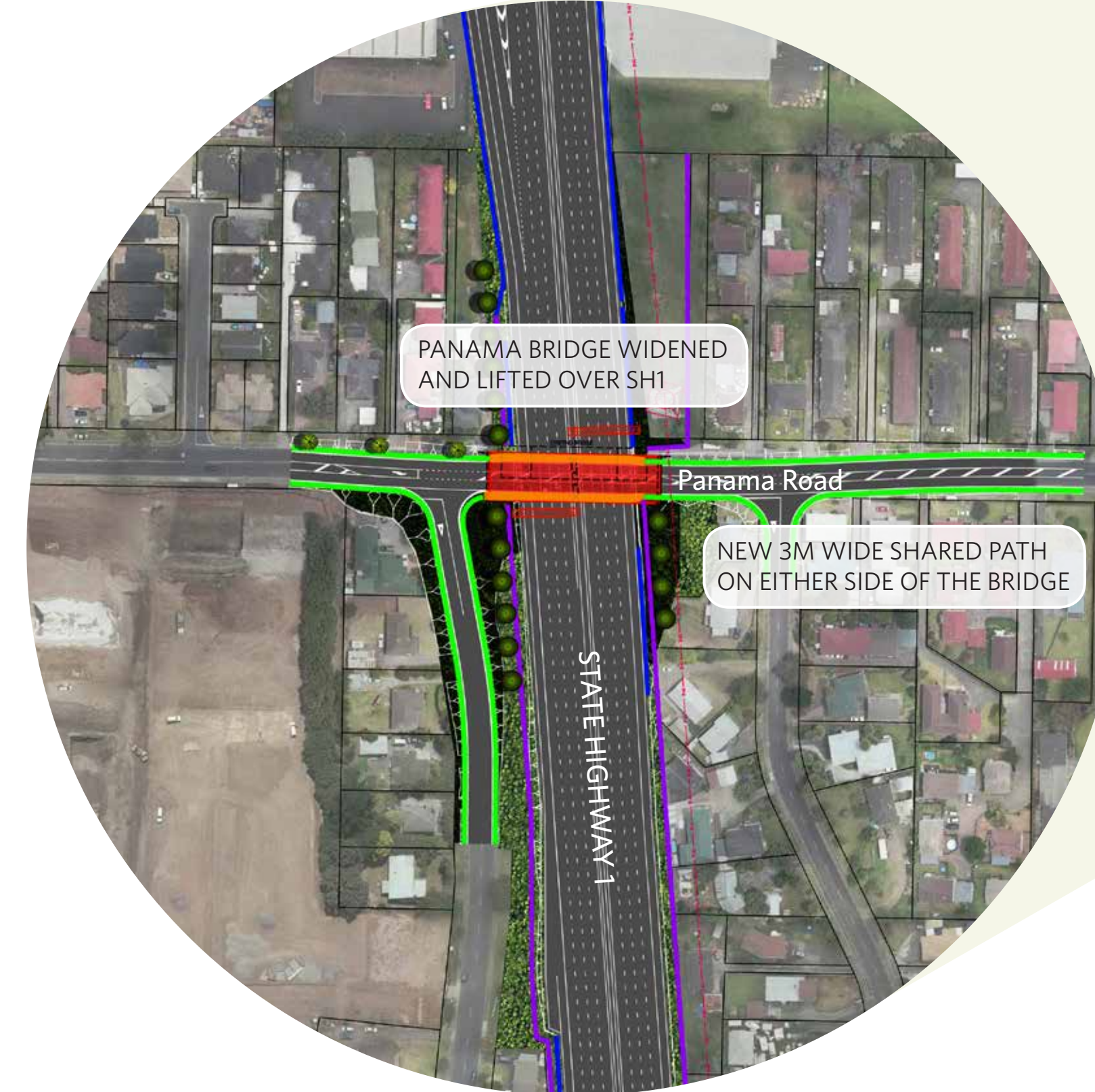


Southern Motorway, Christchurch - pattern of light and shade visually breaks up large walls.

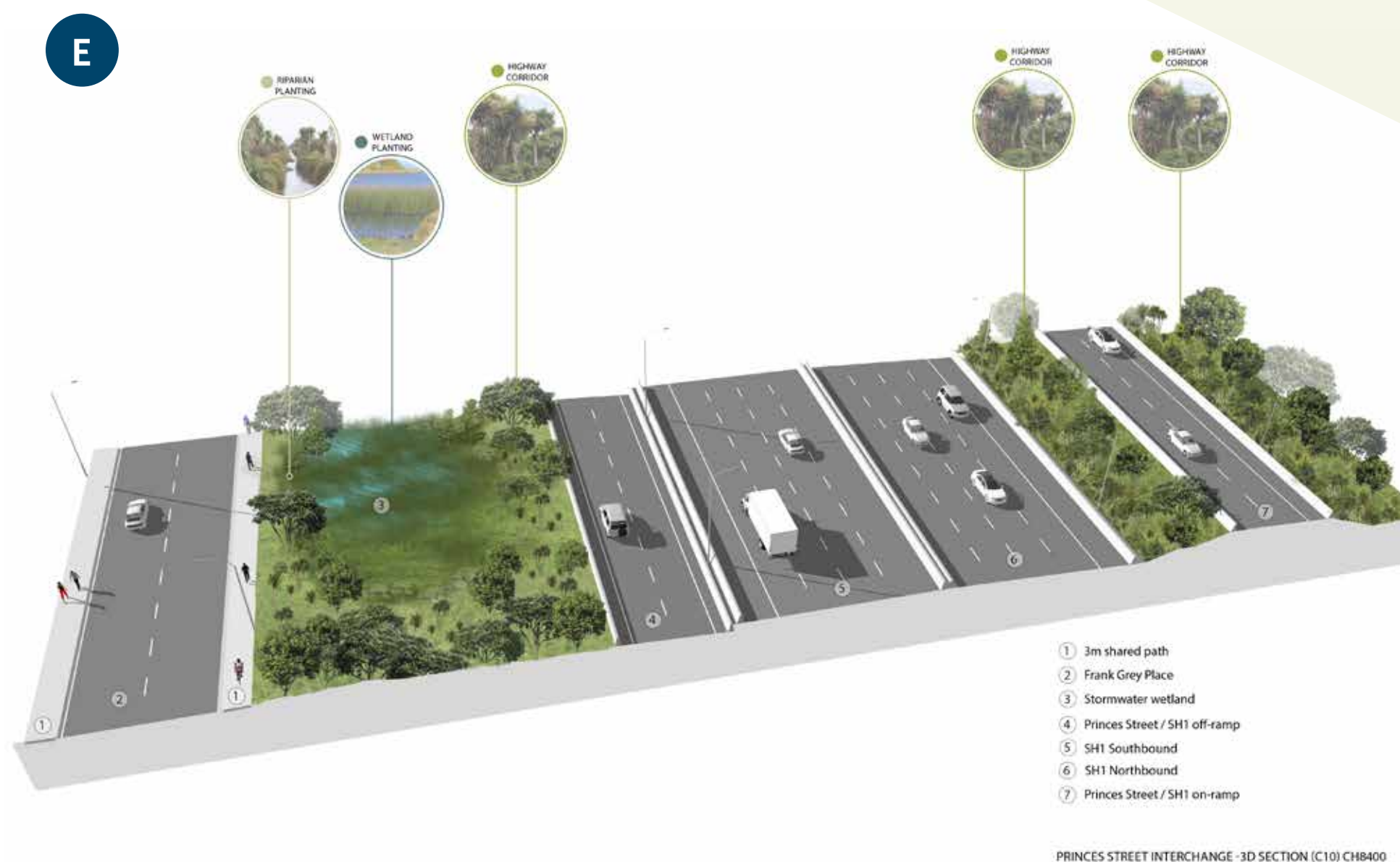


- ① 3m shared path
- ② Stormwater pond
- ③ SH1 off-ramp
- ④ SH1 on-ramp
- ⑤ Noise wall
- ⑥ Residential property (indicative)

## A PANAMA RD BRIDGE



## D NEW PRINCES ST INTERCHANGE



- ① 3m shared path
- ② Frank Grey Place
- ③ Stormwater wetland
- ④ Princes Street / SH1 off-ramp
- ⑤ SH1 Southbound
- ⑥ SH1 Northbound
- ⑦ Princes Street / SH1 on-ramp

