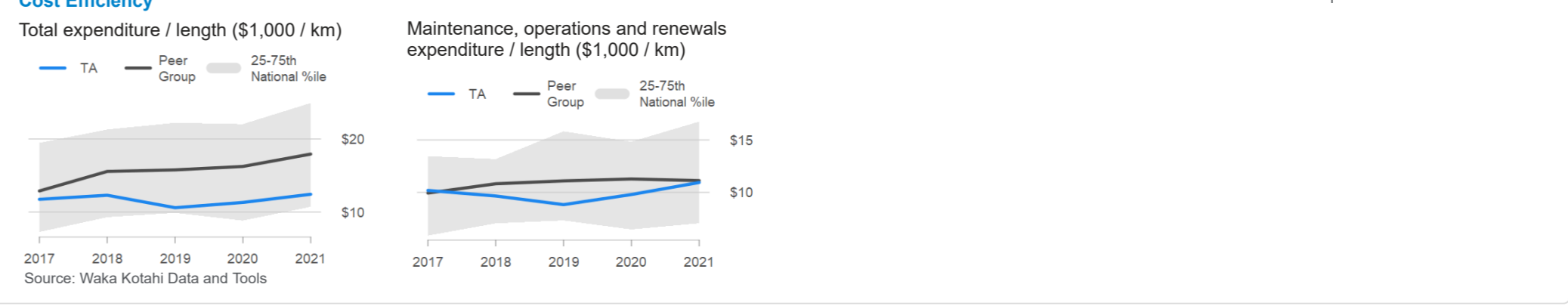
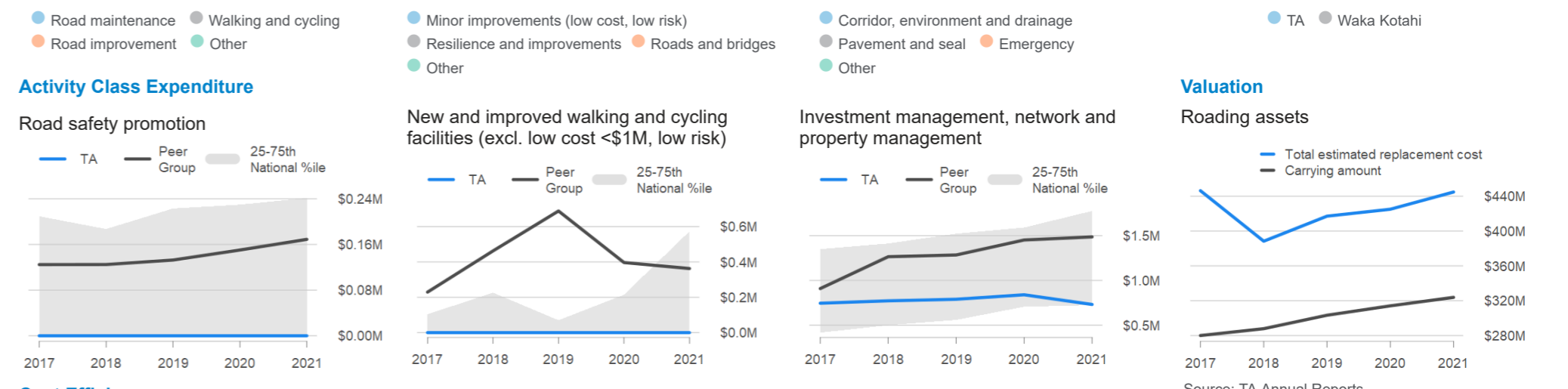
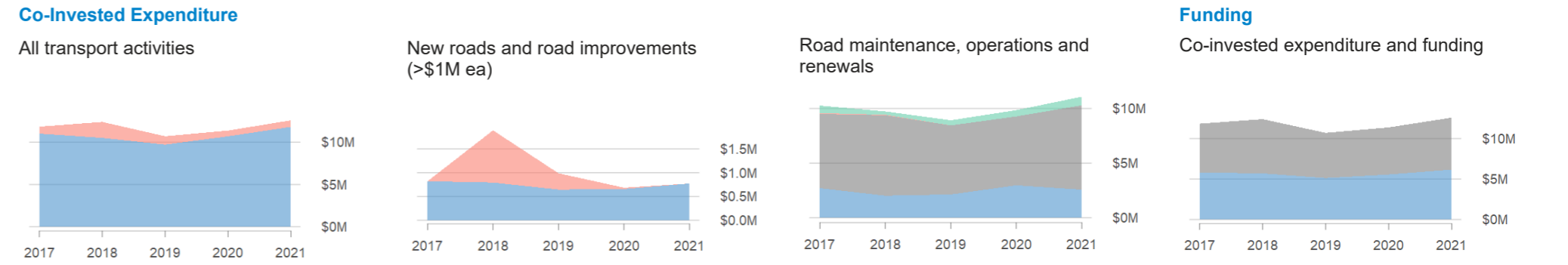


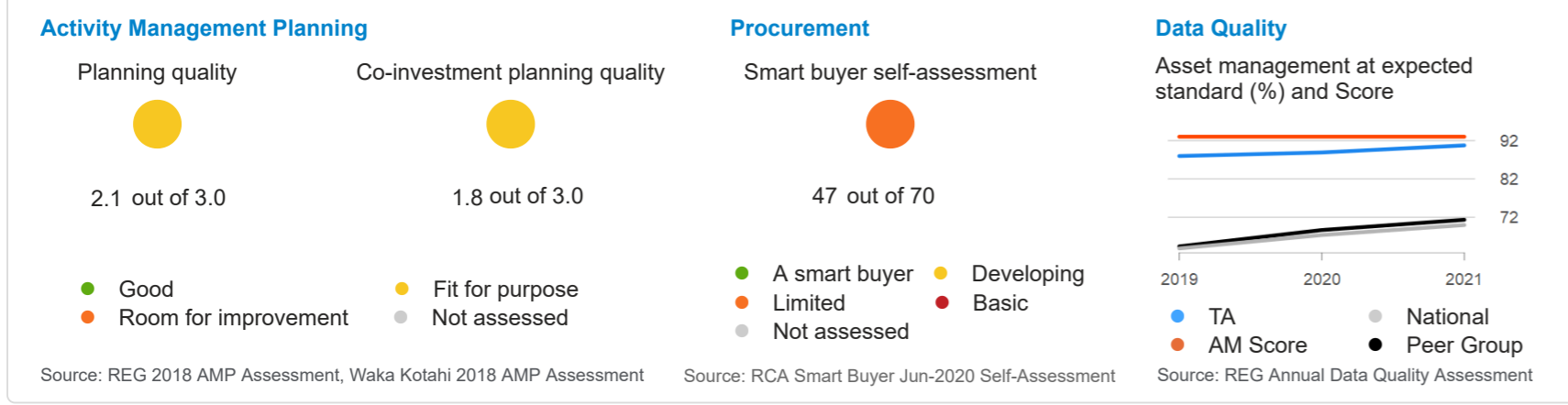
<b>36,700</b> Population	<b>\$2,213</b> GDP (\$M)	<b>\$324</b> Valuation (\$M)	<b>\$12.6</b> Expenditure (\$M)	<b>\$343</b> Expenditure per capita	<b>51%</b> FAR
<b>1,012</b> Total (km)	<b>958</b> Sealed (km)	<b>55</b> Unsealed (km)	<b>876</b> Rural (km)	<b>137</b> Urban (km)	<b>355</b> No. of bridges

**Delivery**  
Expenditure, Funding, Cost Efficiency and Valuation

**\$34.7M (100%)** Total 2018-21 NLTP Budget (\$M)/ Total Budget Spent (%)



**Activity Management**  
Planning, Procurement and Data Quality



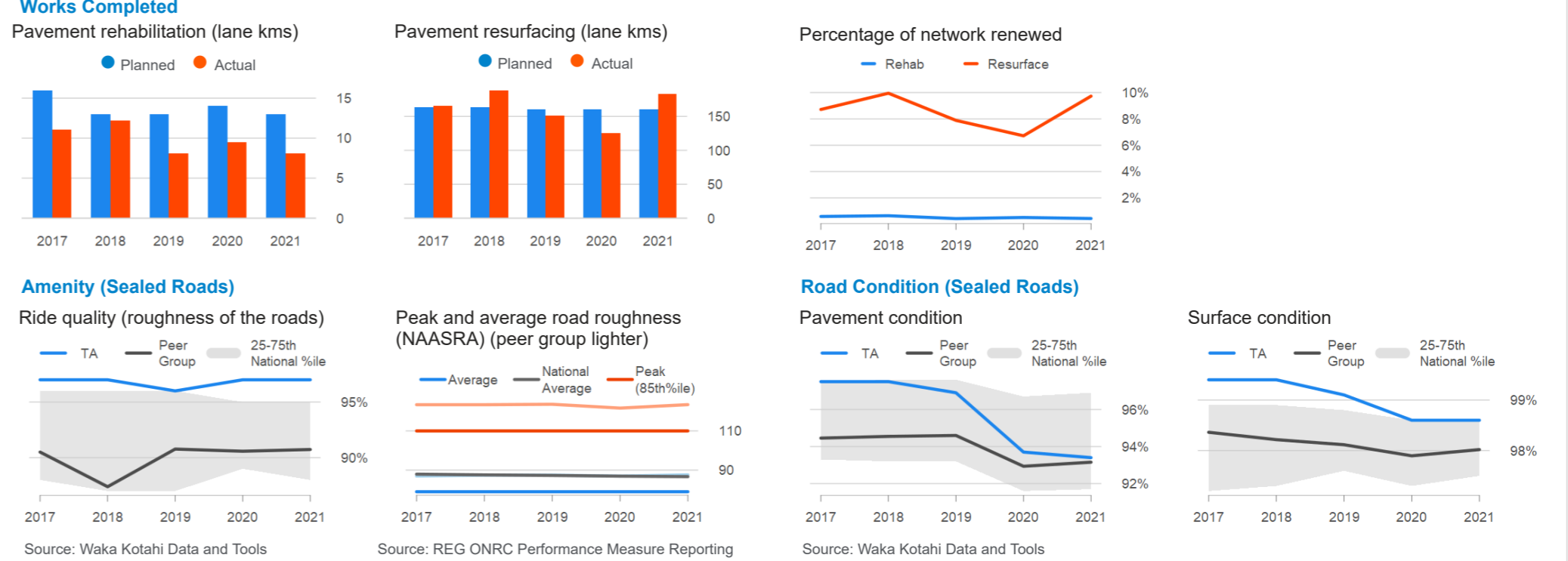
**Service Performance**  
LGA Non-Financial Performance Measures

Annual Targets Achieved

Provision of roads and footpaths	2015-25 Long Term Plan			2018-28 Long Term Plan		
	2015/16	2016/17	2017/18	2018/19	2019/20	2020/21
Road safety	●	●	●	●	●	●
Condition of the sealed road network	●	●	●	●	●	●
Maintenance of the sealed road network	●	●	●	●	●	●
Condition of the footpaths within the local road network	●	●	●	●	●	●
Response to service requests	●	●	●	●	●	●

Legend: ● Target achieved, ● Partially achieved, ● Target not achieved, ● Not reported

**Achievements**  
Works Completed, Amenity and Road Condition



**Co-Investor Assurance**  
Investment Performance

