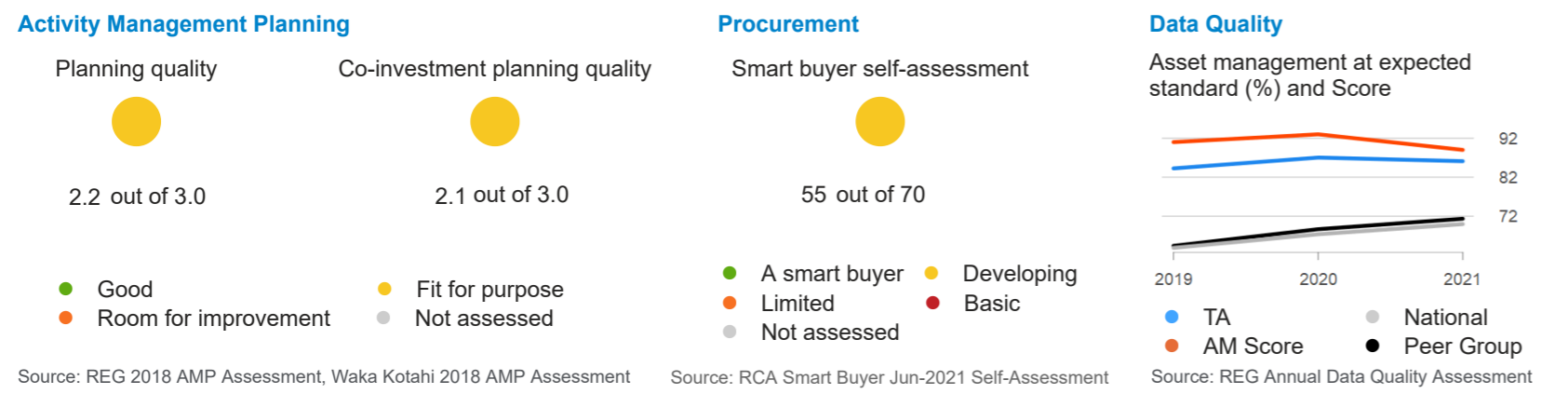


133,300 Population	\$6,984 GDP (\$M)	\$1,091 Valuation (\$M)	\$57.2 Expenditure (\$M)	\$429 Expenditure per capita	54% FAR
1,762 Total (km)	1,078 Sealed (km)	684 Unsealed (km)	1,045 Rural (km)	718 Urban (km)	246 No. of bridges

Activity Management

Planning, Procurement and Data Quality



Service Performance

LGA Non-Financial Performance Measures

2018-21 LTP Targets Achieved

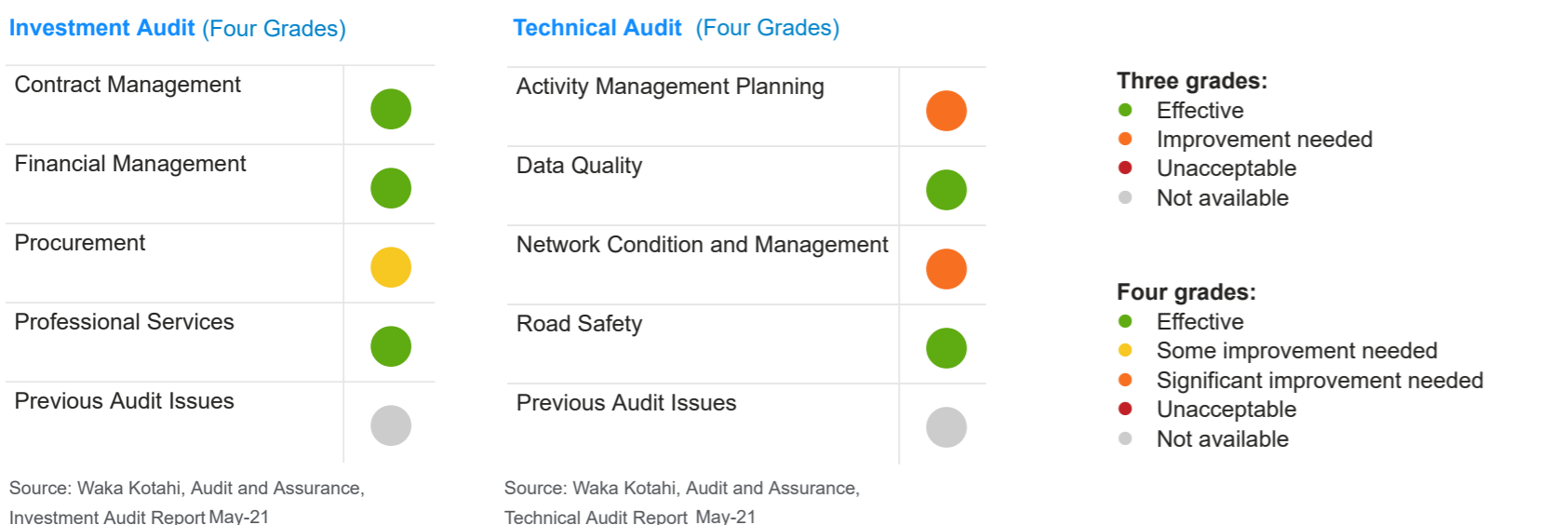
Annual Targets Achieved	2015-25 Long Term Plan			2018-28 Long Term Plan		
	2015/16	2016/17	2017/18	2018/19	2019/20	2020/21
Provision of roads and footpaths	●	●	●	●	●	●
Road safety	●	●	●	●	●	●
Condition of the sealed road network	●	●	●	●	●	●
Maintenance of the sealed road network	●	●	●	●	●	●
Condition of the footpaths within the local road network	●	●	●	●	●	●
Response to service requests	●	●	●	●	●	●

Source: TA Annual Reports

● Target achieved ● Partially achieved¹ ● Target not achieved ● Not reported

Co-Investor Assurance

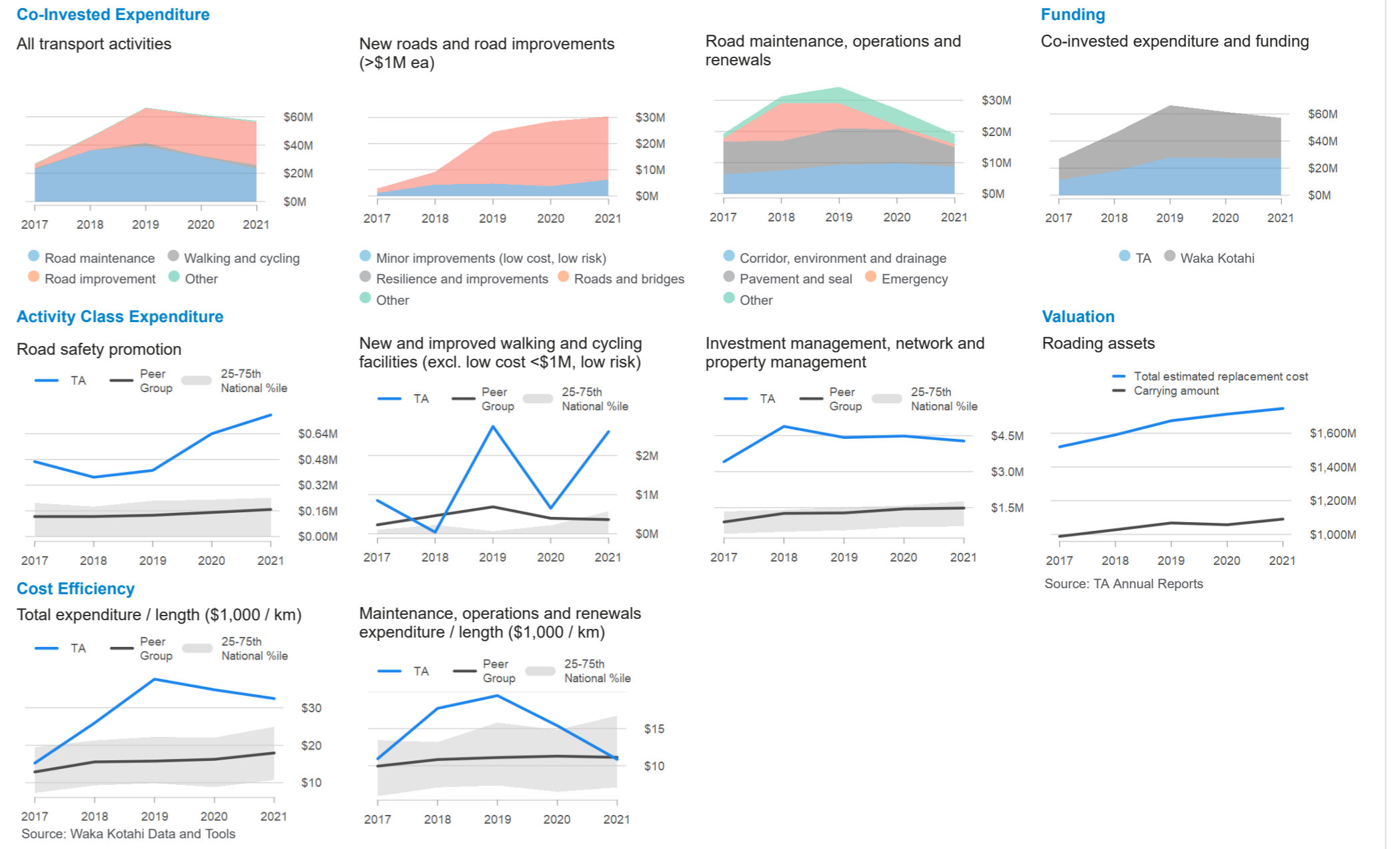
Investment Performance



Delivery

Expenditure, Funding, Cost Efficiency and Valuation

\$186.3M (99.4%) Total 2018-21 NLTP Budget (\$M)/ Total Budget Spent (%)



Achievements

Works Completed, Amenity and Road Condition

-3.1% Ride Quality (STE)

